



PAVX SERIES ISO A – STAINLESS STEEL

Technical Data

Nominal size		Max working pressure MPa	Max flow rate l/min	Min burst pressure			Fluid spillage cc
DN	ISO			Probe MPa	Coupler MPa	Coupled MPa	
06	6.3	45	17	320	290	290	0.5
10	10	30	46	125	125	130	1.9
13	12.5	30	90	120	120	135	2.7
20	20	25	190	80	100	110	9.3
25	25	20	280	60	65	85	19
30	31.5	10	480	40	40	40	30
39	40	8	700	32	32	32	54
50	50	6	1000	25	25	25	120

APPLICATIONS

Used for a wide range of agricultural and mobile construction equipment applications, such as tractors, plant machinery and accessories.

FEATURES

- Meets ISO 7241-1 A
- Working pressure 60-450 bar

CONSTRUCTION

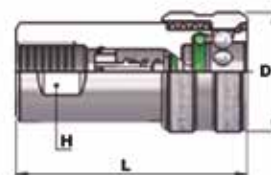
Occlusion:	Poppet.
Locking:	Radial balls.
Material:	Stainless steel AISI 316.
Standard Seals:	KFM.
Optional Seals:	FFKM, EPDM.

TEMPERATURE RANGE

-25°C up to +200°C.

PAVX - COUPLERS

#	DN			L	D	
			mm	mm	mm	MPa
PAVX.0606.002	06	1/4 BSP Female	19.0	50.5	26.0	45
PAVX.0606.012	06	1/4 NPT Female	19.0	50.5	26.0	45
PAVX.1010.002	10	3/8 BSP Female	22.0	58.5	30.0	30
PAVX.1010.012	10	3/8 NPT Female	22.0	58.5	30.0	30
PAVX.1313.002	13	1/2 BSP Female	27.0	68.0	37.9	30
PAVX.1313.012	13	1/2 NPT Female	27.0	68.0	37.9	30
PAVX.2019.002	20	3/4 BSP Female	34.0	84.3	45.0	25
PAVX.2019.012	20	3/4 NPT Female	34.0	84.3	45.0	25
PAVX.2525.002	25	1 BSP Female	41.0	97.0	52.0	20
PAVX.2525.012	25	1 NPT Female	41.0	97.0	52.0	20
PAVX.3031.002	30	1 1/4 BSP Female	50.0	115.0	70.0	10
PAVX.3031.012	30	1 1/4 NPT Female	50.0	115.0	70.0	10
PAVX.3939.002	39	1 1/2 BSP Female	60.0	123.0	80.5	8
PAVX.3939.012	39	1 1/2 NPT Female	60.0	123.0	80.5	8
PAVX.5051.002	50	2 BSP Female	70.0	147.0	102.0	6
PAVX.5051.012	50	2 BSP Female	70.0	147.0	102.0	6






Please Note: Other threads are available on request.

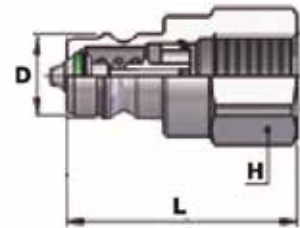
PAVX SERIES

ISO A – STAINLESS STEEL



PAVX - PROBES

#	DN			L	D	
			mm	mm	mm	MPa
PAVX.0606.003	06	1/4 BSP Female	19.0	35.5	11.85	45
PAVX.0606.013	06	1/4 NPT Female	19.0	35.5	11.85	45
PAVX.1010.003	10	3/8 BSP Female	22.0	40.5	17.3	30
PAVX.1010.013	10	3/8 NPT Female	22.0	40.5	17.3	30
PAVX.1313.003	13	1/2 BSP Female	27.0	46.0	20.55	30
PAVX.1313.013	13	1/2 NPT Female	27.0	46.0	20.55	30
PAVX.2019.003	20	3/4 BSP Female	34.0	57.0	29.1	25
PAVX.2019.013	20	3/4 NPT Female	34.0	57.0	29.1	25
PAVX.2525.003	25	1 BSP Female	41.0	63.5	34.35	20
PAVX.2525.013	25	1 NPT Female	41.0	63.5	34.35	20
PAVX.3031.003	30	1 1/4 BSP Female	50.0	69.0	45.0	10
PAVX.3031.013	30	1 1/4 NPT Female	50.0	69.0	45.0	10
PAVX.3939.003	39	1 1/2 BSP Female	60.0	73.0	55.0	8
PAVX.3939.013	39	1 1/2 NPT Female	60.0	73.0	55.0	8
PAVX.5051.003	50	2 BSP Female	75.0	90.0	65.1	6
PAVX.5051.013	50	2 NPT Female	75.0	90.0	65.1	6



PLASTIC CAPS

Nominal size		Female dust plug				Male dust plug				Colour	Material
DN	ISO	CODE F	D*	L*	D1*	CODE M	D*	L*	D1*		
06	6.3	SPAV.06002	10	110	6	SPAV.06003	11	110	6	Red	PVC
10	10	SPAV.10002	28	228	22	SPAV.10003	23.5	220	22	Red	PVC
10	10	SPAV.10022	28	220	22	SPAV.10023	23.5	220	22	Green	PVC
10	10	SPAV.10032	28	220	22	SPAV.10033	23.5	220	22	Blue	PVC
13	12.5	SPAV.13002	35	250	26	SPAV.13003	29	250	26	Red	PVC
13	12.5	SPAV.13012	35	250	26	SPAV.13013	29	250	26	Yellow	PVC
13	12.5	SPAV.13022	35	250	26	SPAV.13023	29	250	26	Green	PVC
13	12.5	SPAV.13032	35	250	26	SPAV.13033	29	250	26	Blue	PVC
13	12.5	SPAV.13042	35	250	26	SPAV.13043	29	250	26	Black	PVC
13	12.5	SPAV.13052	35	250	26	SPAV.13053	29	250	26	White	PVC
13	12.5	SPAV.13062	35	250	26	SPAV.13063	29	250	26	Grey	PVC
20	20	SPAV.20002	42	270	36	SPAV.20003	36.5	270	39	Red	PVC
20	20	SPAV.20012	42	270	36	SPAV.20013	36.5	270	36	Yellow	PVC
20	20	SPAV.20032	42	270	36	SPAV.20033	36.5	270	36	Blue	PVC
20	20	SPAV.20052	42	270	36	SPAV.20053	36.5	270	36	White	PVC
20	20	SPAV.20062	42	270	36	SPAV.20063	36.5	270	36	Grey	PVC
25	25	SPAV.25002	41	235	28	SPAV.25003	36	235	28	Red	PVC



* Dimensions.

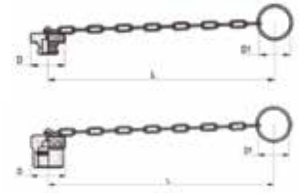
Please Note: Other threads are available on request.



PAVX SERIES ISO A – STAINLESS STEEL

METAL CAPS

Nominal size		Female dust plug					Male dust plug				Material
DN	ISO	CODE F	D*	L*	D1*	CODE M	D*	L*	D1*		
06	6.3	SPAV.06202	19	160	31	SPAV.06203	19	180	30	Aluminum	
10	10	SPAV.10202	30	200	33	SPAV.10203	30	200	33	Aluminum	
13	12.5	SPAV.13202	38	205	32	SPAV.13203	30	205	32	Aluminum	
20	20	SPAV.20202	45	275	47	SPAV.20203	45	275	47	Aluminum	
25	25	SPAV.25202	43	240	41	SPAV.25203	45	290	41	Aluminum	
30	31.5	SPAV.30202	70	275	47	SPAV.30203	70	275	47	Aluminum	
39	40	SPAV.39202	83	275	47	SPAV.39203	83	275	47	Aluminum	
50	50	SPAV.50202	99	275	47	SPAV.50203	99	275	47	Aluminum	



*Dimensions.

SPARE PARTS

Nominal size		Female gasket	
DN	ISO	OR (NBR*)	BK (PTFE)
06	6.3	PAV.006.120	PAV.006.130
10	10	PAV.010.120	PAV.010.130
13	12.5	PAV.013.120	PAV.013.130
20	20	PAV.019.120	PAV.019.130
25	25	PAV.025.120	PAV.025.130
30	31.5	PAV.030.120	PAV.030.130
39	40	PAV.039.120	PAV.039.130
50	50	PAV.050.120	PAV.050.130



For the NBR Gasket code add "E" for EPDM or "V" for Viton

Please Note: Other threads are available on request.