


# PLT1 SERIES

## ISO 16028



### Technical Data

Nominal size		Max working pressure MPa	Max flow rate l/min	Min burst pressure			Fluid spillage cc
DN	ISO			Probe MPa	Coupler MPa	Coupled MPa	
06	6.3	30	24	180	120	140	0.008
13	10	25	46	160	100	160	0.010
20	12.5	25	90	150	110	190	0.012
25	19	25	200	140	110	140	0.020
30	25	25	280	130	100	140	0.030
35	31.5	25	520	100	120	110	0.040
39	40	25	700	120	120	110	0.050
50	50	25	1000	100	100	100	0.100

### APPLICATIONS

Used for a wide range of hydraulic application, such as plant machinery and accessories including breakers and hydraulic grabs.

### FEATURES

- Meets ISO 16028
- Safety locking mechanism to avoid accidental disconnection
- Working pressure 250-300 bar

### CONSTRUCTION

<b>Occlusion:</b>	Poppet.
<b>Locking:</b>	Radial balls.
<b>Material:</b>	Steel.
<b>Finishing:</b>	Zn-Fe (Cr III).
<b>Standard Seals:</b>	NBR.
<b>Optional Seals:</b>	FKM, EPDM.

### TEMPERATURE RANGE

-25°C up to +100°C.




**Please Note:** Other threads are available on request.

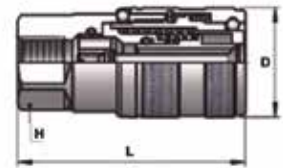


# PLT1 SERIES

## ISO 16028

### PLT1 - COUPLERS


#	DN			L	D	
			mm	mm	mm	MPa
PLT1.0606.002	06	1/4 BSP Female	22.0	58.2	28.0	30
PLT1.0606.012	06	1/4 NPT Female	22.0	58.2	28.0	30
PLT1.1310.002	13	3/8 BSP Female	27.0	67.3	32.0	25
PLT1.1310.012	13	3/8 NPT Female	27.0	67.3	32.0	25
PLT1.1313.002	13	1/2 BSP Female	27.0	72.3	32.0	25
PLT1.1313.012	13	1/2 NPT Female	27.0	72.3	32.0	25
PLT1.2013.002	20	1/2 BSP Female	32.0	78.5	38.0	25
PLT1.2013.012	20	1/2 NPT Female	32.0	84.0	38.0	25
PLT1.2019.002	20	3/4 BSP Female	36.0	84.0	38.0	25
PLT1.2019.012	20	3/4 NPT Female	36.0	84.0	38.0	25
PLT1.2519.002	25	3/4 BSP Female	46.0	93.6	48.0	25
PLT1.2519.012	25	3/4 NPT Female	46.0	93.6	48.0	25
PLT1.2525.002	25	1 BSP Female	46.0	93.6	48.0	25
PLT1.2525.012	25	1 NPT Female	46.0	93.6	48.0	25
PLT1.3031.002	30	1 1/4 BSP Female	50.0	109.3	55.0	25
PLT1.3031.012	30	1 1/4 NPT Female	50.0	109.3	55.0	25
PLT1.3531.002	35	1 1/4 BSP Female	60.0	112.5	75.0	25
PLT1.3531.012	35	1 1/4 NPT Female	60.0	112.5	75.0	25
PLT1.3541.032	35	1 5/8 - 12 UNF Female	60.0	112.5	75.0	25
PLT1.3939.002	39	1 1/2 BSP Female	70.0	118.3	79.0	25
PLT1.3939.012	39	1 1/2 NPT Female	70.0	118.3	79.0	25
PLT1.3947.032	39	1 7/8 - 12 UNF Female	70.0	118.3	79.0	25
PLT1.5051.112	50	2 BSP Female	80.0	147.4	103.0	25
PLT1.5051.012	50	2 NPT Female	80.0	147.4	103.0	25
PLT1.5063.032	50	2 1/2 - 12 UNF Female	80.0	147.4	103.0	25






**Please Note:** Other threads are available on request.

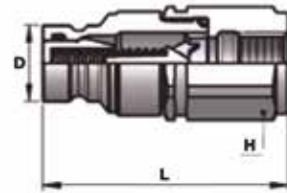
# PLT1 SERIES

## ISO 16028



### PLT1 - PROBES

#	DN			L	D	
			mm	mm	mm	MPa
PLT1.0606.003	06	1/4 BSP Female	22.0	52.0	16.2	30
PLT1.0606.013	06	1/4 NPT Female	22.0	52.0	16.2	30
PLT1.1310.003	13	3/8 BSP Female	27.0	63.5	19.76	25
PLT1.1310.013	13	3/8 NPT Female	27.0	63.5	19.76	25
PLT1.1313.003	13	1/2 BSP Female	27.0	67.5	19.76	25
PLT1.1313.013	13	1/2 NPT Female	27.0	67.5	19.76	25
PLT1.2013.003	20	1/2 BSP Female	36.0	72.5	24.55	25
PLT1.2013.013	20	1/2 NPT Female	36.0	74.0	24.55	25
PLT1.2019.003	20	3/4 BSP Female	36.0	74.5	24.55	25
PLT1.2019.013	20	3/4 NPT Female	36.0	74.0	24.55	25
PLT1.2519.003	25	3/4 BSP Female	41.0	86.0	29.95	25
PLT1.2519.013	25	3/4 NPT Female	41.0	86.0	29.95	25
PLT1.2525.003	25	1 BSP Female	41.0	86.0	29.95	25
PLT1.2525.013	25	1 NPT Female	41.0	86.0	29.95	25
PLT1.3031.003	30	1 1/4 BSP Female	50.0	90.0	36.0	25
PLT1.3031.013	30	1 1/4 NPT Female	50.0	90.0	36.0	25
PLT1.3531.003	35	1 1/4 BSP Female	55.0	105.0	44.0	25
PLT1.3531.013	35	1 1/4 NPT Female	55.0	105.0	44.0	25
PLT1.3541.033	35	1 5/8 - 12 UNF Female	55.0	105.0	44.0	25
PLT1.3939.003	39	1 1/2 BSP Female	70.0	119.5	57.05	25
PLT1.3939.013	39	1 1/2 NPT Female	70.0	119.5	57.05	25
PLT1.3947.033	39	1 7/8 - 12 UNF Female	70.0	119.5	57.05	25
PLT1.5051.113	50	2 BSP Female	80.0	173.0	72.9	25
PLT1.5051.013	50	2 NPT Female	80.0	173.0	72.9	25
PLT1.5063.033	50	2 1/2 - 12 UNF Female	80.0	173.0	72.9	25



### PLASTIC CAPS

Nominal size		Female dust plug					Male dust plug				Colour	Material
DN	ISO	CODE F	D*	L*	D1*	CODE M	D*	L*	D1*			
06	6.3	SPLT.06002	32.5	200	20	SPLT.06003	26	200	20	Red	PVC	
13	10	PLT.13002	37	200	26	SPLT.13003	27.5	200	26	Red	PVC	
20	12.5	SPLT.20002	43	200	31.5	SPLT.20003	35	200	31.5	Red	PVC	
25	19	SPLT.25002	53.5	265	35	SPLT.25003	43	265	35	Red	PVC	
30	25	SPLT.30002	63	280	48	SPLT.30003	50	280	48	Red	PVC	



\* Dimensions.

**Please Note:** Other threads are available on request.

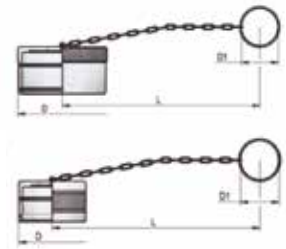


# PLT1 SERIES ISO 16028

## METAL CAPS

Nominal size		Female dust plug				Male dust plug				Material
DN	ISO	CODE F	D*	L*	D1*	CODE M	D*	L*	D1*	
06	6.3	SPLT.06202	46	200	32	SPLT.06203	33	200	32	Aluminum
13	10	SPLT.13202	40	200	32	SPLT.13203	30	200	32	Aluminum
20	12.5	SPLT.20202	60	200	32	SPLT.20203	42	200	32	Aluminum
25	19	SPLT.25202	55	275	47.5	SPLT.25203	40	275	47.5	Aluminum
30	25	SPLT.30202	65	275	47.5	SPLT.30203	45	275	47.5	Aluminum
35	31.5	SPLT.35202	-	-	-	SPLT.35203	-	-	-	Aluminum
39	40	SPLT.39202	90	275	47.5	SPLT.39203	68	275	47.5	Aluminum
50	50	SPLT.50202	114	275	47.5	SPLK.50203	83	275	47.5	Aluminum

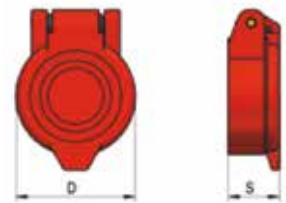
\* Dimensions.



## AUTOMATIC CAPS

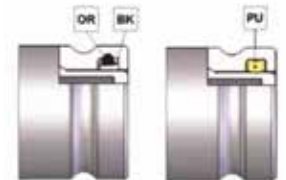
Nominal size		Automatic female cap			Colour	Material
DN	ISO	CODE F	D*	S*		
13	10	SPLT.13302	38	16.8	Red	Nylon
13	10	SPLT.13342	38	16.8	Black	Nylon
20	12.5	SPPV.13302	46	18.4	Black	Nylon
20	12.5	SPPV.13312	46	18.4	Yellow	Nylon
20	12.5	SPPV.13322	46	18.4	Green	Nylon
20	12.5	SPPV.13332	46	18.4	Blue	Nylon
20	12.5	SPPV.13342	46	18.4	Red	Nylon

\* Dimensions.



## SPARE PARTS

Nominal size		Male gasket		Male gasket
DN	ISO	OR (VITON)	BK (PTFE)	PU (POLYURETHANE)
06	6.3	PLT.006.120	PLT.006.130	-
13	10	PLT.013.120	PLT.013.130	PLK.013.210
20	12.5	PLT.019.120	PLT.019.130	PVT.019.210
25	19	PLT.025.120	PLT.025.130	PVT.025.210
30	25	PLT.031.120	PLT.031.130	PVT.030.210
35	31.5	PLS.025.120	PLT.035.130	-
39	40	PLT.039.120	PLT.039.130	-
50	50	PLK.050.120	PLK.050.130	-



**Please Note:** Other threads are available on request.