

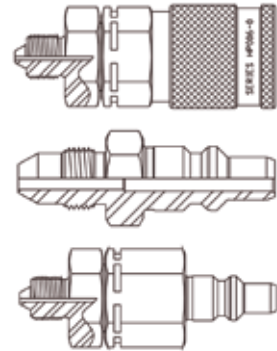
ROGAN SERIES

HIGH PRESSURE COUPLINGS

Technical Data

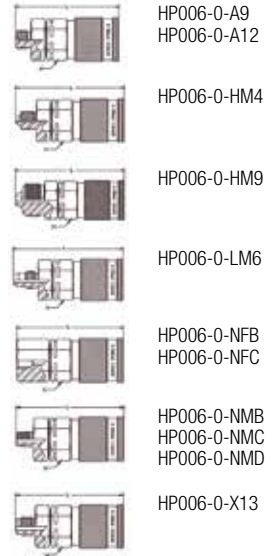
Type	Max working pressure (psi / MPa)	Test pressure (psi / MPa)	Nominal thru hole diameter (inch / mm)
HP006	30,000 / 206.8	35,000 / 241.3	0.24 / 6.1
HP010	20,000 / 137.9	25,000 / 172.4	0.40 / 10.2

A versatile connecting device that permits easy and rapid joining of hose assemblies to your system. Each coupling is assembled and pressure tested to at least 5,000 psi above its maximum rated working pressure. Couplings with check-valve can withstand the full working pressure in the disconnected condition.



HP006 - COUPLERS

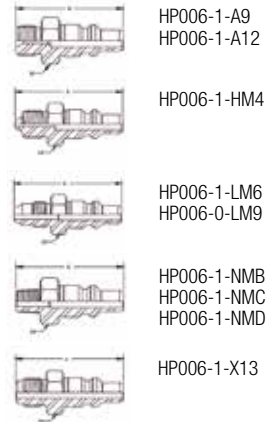
#			L		
				mm	mm
HP006-0-A9	Type "M" (9/16 - 18 threads)	30.2	83.8	30,000	206.8
HP006-0-A12	Type "M" (3/4 - 16 threads)	30.2	84.8	30,000	206.8
HP006-0-HM4	1/4 High pressure male	30.2	87.9	30,000	206.8
HP006-0-HM9	9/16 High pressure male	30.2	94.9	30,000	206.8
HP006-0-LM6	3/8 Medium pressure male	30.2	89.9	20,000	137.9
HP006-0-NFB	1/4 NPT female	30.2	83.8	15,000	103.4
HP006-0-NFC	3/8 NPT female	30.2	83.8	15,000	103.4
HP006-0-NMB	1/4 NPT male	30.2	86.4	15,000	103.4
HP006-0-NMC	3/8 NPT male	30.2	83.8	15,000	103.4
HP006-0-NMD	1/2 NPT male	30.2	87.6	15,000	103.4
HP006-0-X13	Low angle face seal (9/16 - 18 threads)	30.2	85.6	30,000	206.8



- HP006-0-A9
HP006-0-A12
- HP006-0-HM4
- HP006-0-HM9
- HP006-0-LM6
- HP006-0-NFB
HP006-0-NFC
- HP006-0-NMB
HP006-0-NMC
HP006-0-NMD
- HP006-0-X13

HP006 - PROBES WITHOUT CHECK VALVE




#			L		
				mm	mm
HP006-1-A9	Type "M" (9/16 - 18 threads)	19.1	50.3	30,000	206.8
HP006-1-A12	Type "M" (3/4 - 16 threads)	22.1	54.9	30,000	206.8
HP006-1-HM4	1/4 High pressure male	19.1	57.2	30,000	206.8
HP006-1-LM6	3/8 Medium pressure male	19.1	59.2	20,000	137.9
HP006-1-LM9	9/16 Medium pressure male	25.4	65.3	20,000	137.9
HP006-1-NMB	1/4 NPT male	19.1	53.1	15,000	103.4
HP006-1-NMC	3/8 NPT male	19.1	54.1	15,000	103.4
HP006-1-NMD	1/2 NPT male	25.4	58.7	15,000	103.4
HP006-1-X13	Low angle face seal (9/16 - 18 threads)	19.1	55.1	30,000	206.8

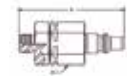


- HP006-1-A9
HP006-1-A12
- HP006-1-HM4
- HP006-1-LM6
HP006-1-LM9
- HP006-1-NMB
HP006-1-NMC
HP006-1-NMD
- HP006-1-X13

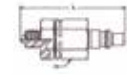
ROGAN SERIES HIGH PRESSURE COUPLINGS

HP006 - PROBES WITH CHECK VALVE

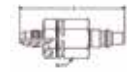
#			L		
				mm	mm
HP006-2-A9	Type "M" (9/16 - 18 threads)	30.2	83.8	30,000	206.8
HP006-2-A12	Type "M" (3/4 - 16 threads)	30.2	83.8	30,000	206.8
HP006-2-HM4	1/4 High pressure male	30.2	87.6	30,000	206.8
HP006-1-LM6	3/8 Medium pressure male	30.2	89.4	20,000	137.9
HP006-2-NFB	1/4 NPT female	30.2	82.8	15,000	103.4
HP006-2-NFC	3/8 NPT female	30.2	82.6	15,000	103.4
HP006-2-NMB	1/4 NPT male	30.2	84.8	15,000	103.4
HP006-2-NMC	3/8 NPT male	30.2	84.8	15,000	103.4
HP006-2-NMD	1/2 NPT male	30.2	87.1	15,000	103.4
HP006-2-X13	Low angle face seal (9/16 - 18 threads)	30.2	85.1	30,000	206.8



HP006-2-A9
HP006-2-A12



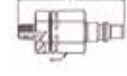
HP006-2-HM4



HP006-2-LM6



HP006-2-NFB
HP006-2-NFC






HP006-2-NMB
HP006-2-NMC
HP006-2-NMD



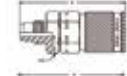
HP006-2-X13

HP010 - PROBES

#			L		
				mm	mm
HP010-0-A12	Type "M" (3/4 - 16 threads)	41.1	101.6	20,000	137.9
HP010-0-A16	Type "M" (1 - 12 threads)	41.1	104.1	20,000	137.9
HP010-0-LM12	3/4 High pressure male	41.1	117.9	20,000	137.9
HP010-0-NFD	1/2 NPT female	41.1	108.5	15,000	103.4
HP010-0-NMD	1/2 NPT female	41.1	104.9	15,000	103.4
HP010-0-X23	Low angle face seal (3/4 - 16 threads)	41.1	106.4	20,000	137.9



HP010-0-A12
HP010-0-A16



HP010-0-LM12



HP010-0-NFD



HP010-0-NMD






HP010-0-X23

ROGAN SERIES

HIGH PRESSURE COUPLINGS

HP010 - PROBES WITHOUT CHECK VALVE

#			L		
				mm	mm
HP010-1-A12	Type "M" (3/4 - 16 threads)	61.0	26.9	20,000	137.9
HP010-1-A16	Type "M" (1 - 12 threads)	64.3	30.0	20,000	137.9
HP010-1-LM9	9/16 Medium pressure male	79.2	30.0	20,000	137.9
HP010-1-LM12	3/4 Medium pressure male	72.1	26.9	20,000	137.9
HP010-1-NMD	1/2 NPT male	64.0	26.9	15,000	103.4
HP010-1-X23	Low angle face seal (3/4 - 16 threads)	65.5	26.9	20,000	137.9



HP010-1-A12
HP010-1-A16



HP010-1-LM9
HP010-1-LM12






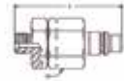
HP010-1-NMD



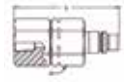
HP010-1-X23

HP010 - PROBES WITHOUT CHECK VALVE

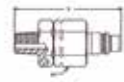
#			L		
				mm	mm
HP010-2-A12	Type "M" (3/4 - 16 threads)	41.1	101.6	20,000	137.9
HP010-2-A16	Type "M" (1 - 12 threads)	41.1	103.6	20,000	137.9
HP010-2-NFD	1/2 NPT female	41.1	105.2	15,000	103.4
HP010-2-NMD	1/2 NPT male	41.1	104.9	15,000	103.4
HP010-2-X23	Low angle face seal (3/4 - 16 threads)	41.1	106.2	20,000	137.9



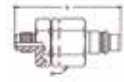
HP010-2-A12
HP010-2-A16



HP010-2-NFD



HP010-2-NMD



HP010-2-X23