

6 SERIES FITTINGS


PIPE FITTINGS

FEATURES

- Sizes range from 1/16" to 2"
- Materials include stainless steel, alloy 400, alloy 600, brass and carbon steel
- End connections with NPT, ISO / BSP, SAE, and metric threads are available
- Hardened threads and smoothed surface finishes extend fitting life and prevent sticking of the matching threads
- Radius junction design within elbows provides smooth flow path
- Every fitting is stamped with size, material and heat code




WORKING PRESSURES OF NPT THREAD ENDS

	316 Stainless Steel and Carbon Steel				Brass			
	psig	bar	psig	bar	psig	bar	psig	bar
1/16	11000	757	6700	460	5500	378	3300	227
1/8	10000	690	6500	447	5000	344	3200	220
1/4	8000	551	6600	454	4000	275	3300	227
3/8	7800	537	5300	365	3900	268	2600	179
1/2	7700	530	4900	337	3800	261	2400	165
3/4	7300	502	4600	316	3600	248	2300	158
1	5300	365	4400	303	2600	179	2200	151
1 1/4	6000	410	5000	344	3000	200	2500	172
1 1/2	5000	344	4600	317	2500	172	2300	158
2	3900	268	3900	268	1900	130	1900	130

Working pressure is based on ANSI / ASME B31.3 at ambient temperature.

WORKING PRESSURES OF SAE / MS THREAD ENDS

	316 Stainless Steel and Carbon Steel			
	Non-adjustable		Adjustable	
	psig	bar	psig	bar
5/16-24	4568	315	4568	315
3/8-24				
7/16-20				
1/2-20	3626	250	3626	250
9/16-18				
3/4-16	3626	250	2900	200
7/8-14				
1 1/16-12	2900	200	2320	160
1 3/16-12				
1 5/16-12	2320	160	1813	125
1 5/8-12				
1 7/8-12	1813	125	1450	100
2 1/2-12				

6 SERIES FITTINGS

PIPE FITTINGS

WORKING PRESSURES FOR MST STUD ENDS

	316 Stainless Steel and Carbon Steel			
	Non-adjustable		Adjustable	
	psig	bar	psig	bar
M8 x 1	5800	400	4568	315
M10 x 1				
M12 x 1.5				
M14 x 1.5				
M16 x 1.5	4568	315	3626	250
M18 x 1.5				
M20 x 1.5				
M22 x 1.5				
M27 x 2	2900	200	2320	160
M30 x 2				
M33 x 2				
M42 x 2				
M48 x 2				
M60 x 2	2320	160	1450	100









6 SERIES FITTINGS

PIPE FITTINGS

CONFIGURATION	FITTING TYPE	EXAMPLE
	Pipe Plug	SS-PP-MRS14
	Hollow Hex Plug	S4-PI-NS4
	Close Nipple	S1-PCN-RT6
	Special Pipe Nipple	M-PSN-NS6-50.8
	Hex Nipple	INC-PHN-NS8-RP8
	Hex Long Nipple	B-PLN-NS6-76.2
	Reducing Bushing	CS-PRB-NS8-RT4
	Pipe Cap	SS-PC-NS4
	Hex Coupling	SS-PCG-NS12-NS8
	Union Ball Joint	SS-UBJ-NS4
	Adaptor	SS-PA-NS8-ST12
	Male Elbow	SS-PME-NS6
	Street Elbow	SS-PSE-RT6-RT4
	45° Street Elbow	SS-PSV-NS6-NS4
	Female Elbow	SS-PE-NS6
	45° Female Elbow	SS-PVE-NS6
	Male Tee	SS-PMT-NS4
	Female Branch Tee	SS-PTB-NS6

6 SERIES FITTINGS

PIPE FITTINGS

CONFIGURATION	FITTING TYPE	EXAMPLE
	Female Run Tee	SS-PTR-RT6
	Male Street Tee	SS-PST-NS6
	Male Branch Tee	SS-PBT-NS6
	Female Tee	SS-PT-RT8
	Female Cross	SS-PCR-NS6
	Pipe to Pipe Union	SS-PUP-MS20-NS4
	Hand Tight Adaptor Fitting	SS-HF-MS20-FMS20
	Fusible Fittings	SS-GFPP-4-160

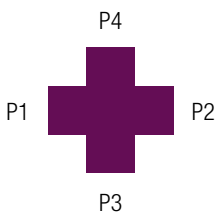
6 SERIES FITTINGS

PART NUMBER DESCRIPTION

SS - PSE - NS 6 - NS 4 - [] - [] - S - []

MATERIAL		FITTING TYPE	P1 TYPE	P1 SIZE	P2, P3 & P4	SPECIAL APPLICATION	CLEANING & PACKAGING		
SS	316 SS	PP Pipe Plug	NS NPT Thread	1 1/8"	Specify in the same way as the P1	NO	FC-01		
S4	304 SS	PI Hollow Hex Plug	RT ISO Tapered thread	4 1/4"		Specify in the same way as the P1	S NACE MR0175	F2 FC-02	
S1	321 SS	PCN Close Nipple	RG ISO Parallel Thread (Gauge)	5 5/16-24			Specify in the same way as the P1	Classification for Nuclear Facility Application	
M	Alloy 400	PSN Special Pipe Nipple	BP ISO Parallel Thread	6 3/8" or 3/8-24					
INC	Alloy 600	PHN Hex Nipple	RS ISO Parallel Thread	7 7/16-20					
HC	Alloy C-276	PLN Hex Long Nipple	MRS Male Metric Thread	8 1/2" or M8 x 1					
B	Brass	PRB Reducing Bushing	MS Male Metric Thread	9 9/16-18					
CS	Carbon Steel	PC Pipe Cap	ST Male SAE/MS Straight Thread	10 M10 x 1					
904L	904L SS	PCG Hex Coupling	US Female SAE/MS Straight Thread	12 3/4" or M12 x 1.5 or 3/4-16					
		UBJ Union Ball Joints		14 M14 x 1.5 or 7/8-14					
		PA Adaptor		16 1" or M16 x 1.5					
		PME Male Elbow		17 1 1/4" or M20 x 1.5					
		PSE Street Elbow		18 M18 x 1.5					
		PSV 45° Street Elbow		19 1 3/16-12					
		PE Female Elbow		20 1 1/4" or M20 x 1.5					
		PVE 45° Female Elbow		21 1 5/16-12					
		PMT Male Tee		22 M22 x 1.5					
		PTB Female Branch Tee		24 1 1/2" or M24 x 1.5					
		PTR Female Run Tee		26 1 5/8-12					
		PST Male Street Tee		27 M27 x 2					
		PBT Male Branch Tee		30 1 7/8-12 or M30 x 2					
		PT Female Tee		32 2"					
		PCR Female Cross							
		PUP Pipe to Pipe Union							
		HF Hand Tight Adaptor Fitting							

- P1, P2, P3 and P4 shall be described in the following orders:
- NPT Thread - ISO Tapered thread - ISO Parallel Thread - SAE/MS Straight Thread - Metric Thread - Others
 - Male after female but the "PRB" and the "HF" types are not included
 - Describe in descending order as per size if the end Connection types are the same
 - Describe the end of P1 if all end connections are the same.



NB: "Part Number Description" is used for composition rules of Abdex product model, not suitable for specific product part number selection, not random combinations. If in doubt, please contact Abdex.

Cleaning and Packaging:
 FC-01: Standard cleaning and packaging for general industrial procedures.
 FC-02: Special cleaning and packaging for wetted system components to ensure compliance with product cleanliness requirement as stated in ASTM G93 Level C.