

20,000 / 60,000 PSI HIGH PRESSURE ADAPTORS & COUPLINGS

FEATURES













- The hardened threads with smooth surface finishing avoid galling and help to extend the fitting service life
- Every fitting is stamped with size, material, and heat code
- 316 stainless steel is standard material. Other materials are available upon request
- Available to NACE MR-01-75



Ordering number with designator "□CP" os for "two-piece" male to male female to male adaptors. They are identical to the "one-piece" designs in length can be ordered by substituting "CP" for "MP" to the "one-piece" adaptor part number listed.

CONFIGURATION	FITTING TYPE	EXAMPLE
	20 Series Male to 20 Series Male	SS-MMA-2MP9-2MP6
	20 Series Male to Male NPT Thread	SS-MMA-2MP9-NS4
	20 Series Male to Male JIC	SS-MMA-2MP6-HM9
	20 Series Male to Type "M" Male	SS-MMA-2MP6-HM9
	60 Series Male to 20 Series Male	SS-MMA-6MP6-2MP4
	60 Series Male to 60 Series Male	SS-MMA-6MP9-6MP4
	60 Series Male to Male NPT Thread	SS-MMA-6MP6-NS4
	60 Series Male to Male JIC	SS-MMA-6MP6-AN6
	60 Series Male to Type "M" Male	SS-MMA-6MP4-HM16
	Type "M" Male to 20 Series Coned and Threaded Nipples	SS-MMA-HM9-2CT6
	Type "M" Male to 60 Series Coned and Threaded Nipples	SS-MMA-HM9-6CT9
	20 Series Female to Female NPT Thread	SS-FFC-2FH6-NS4
	60 Series Female to 15 Series Female	SS-FFC-6FH4-FH8
	60 Series Female to 20 Series Female	SS-FFC-6FH6-2FH4
	60 Series Female to Female NPT Thread	SS-FFC-6FH6-NS4
	20 Series Female to 20 Series Male	SS-FMA-2FH6-2MP9
	20 Series Female to 60 Series Male	SS-FMA-2FH9-6MP4
	20 Series Female to Male NPT Thread	SS-FMA-2FH9-NS4
	20 Series Female to Type "M" Male	SS-FMA-2FH9-HM9
	60 Series Female to 20 Series Male	SS-FMA-6FH9-2MP4
	60 Series Female to 60 Series Male	SS-FMA-6FH6-6MP6
	60 Series Female to Male NPT Thread	SS-FMA-6FH6-NS4
	60 Series Female to Type "M" Male	SS-FMA-6FH6-HM9
	Female NPT Thread to 20 Series Male	SS-FMA-NS4-2CT6
	Female NPT Thread to 20 Series Coned and Threaded Nipples	SS-FMA-NS4-2CT6
	Female NPT Thread to 60 Series Male	SS-FMA-NS6-6MP4
	Female NPT Thread to 60 Series Coned and Threaded Nipples	SS-FMA-NS6-6CT6

20,000 / 60,000 PSI HIGH PRESSURE ADAPTORS & COUPLINGS

CONFIGURATION	FITTING TYPE	EXAMPLE
	Female NPT Thread	NS
	Male NPT Thread	NS
	20 Series Male	2MP
	20 Series Male	2CP
	20 Series Female	2FH
	20 Series Coned and Threaded Nipples	2CT
	Male JIC	AN
	60 Series Male	6MP
	60 Series Male	6CP
	60 Series Female	6FH
	60 Series Coned and Threaded Nipples	6CT
	Type "M" Male	HM

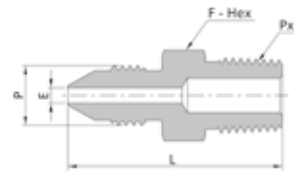
THREAD SIZES

2MP4 / 2CP4 / 2FH4: 7/16-20	2CT4: 1/4-28	6MP4 / 6CP4 / 6FH4: 9/16-18	NS2: 1/8-27 NPT	AN4: 7/16-20	HM9: 9/16-18
2MP6 / 2CP6 / 2FH6: 9/16-18	2CT6: 3/8-28	6MP6 / 6CP6 / 6FH6: 3/4-16	NS4: 9/16-18	AN6: 9/16-18	HM12: 3/4-16
2MP9 / 2CP9 / 2FH9: 13/16-16	2CT9: 9/16-18	6MP9 / 6CP9 / 6FH9: 1 1/8-12	NS6: 1/4-18 NPT	AN8: 3/4-16	HM14: 7/8-14
2MP12 / 2CP12 / 2FH12: 3/4-14	2CT12: 3/4-16	6CT4: 1/4-28	NS8: 1/2-14 NPT	AN10: 7/8-14	HM16: 1-12
2MP16 / 2CP16 / 2FH16: 1 3/8-12	2CT16: 1 1/4	6CT6: 3/8-24	NS12: 3/4-14 NPT	AN12: 1 1/16-12	HM21: 1 5/16-12
		6CT9: 9/16-18	NS16: 1-11.5 NPT	AN16: 1-5/16-12	

20,000 / 60,000 PSI HIGH PRESSURE ADAPTORS & COUPLINGS

20,000 psi Medium pressure male to male NPT threads

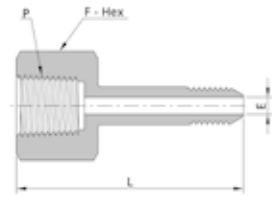
P-Connection	Px-Connection	#	Dimensions - in. (mm)			psig (bar)
			L	F	E	
2MP4	1/8 NPT	SS-MMA-2MP4-NS2	1.37 (34.9)	0.50 (12.7)	0.11 (2.8)	15000 (1034)
2MP4	1/4 NPT	SS-MMA-2MP4-NS4	1.56 (39.7)	0.56 (14.3)	0.11 (2.8)	15000 (1034)
2MP4	3/8 NPT	SS-MMA-2MP4-NS6	1.63 (41.3)	0.69 (17.5)	0.11 (2.8)	15000 (1034)
2MP4	1/2 NPT	SS-MMA-2MP4-NS8	1.87 (47.6)	0.87 (22.2)	0.11 (2.8)	15000 (1034)
2MP4	3/4 NPT	SS-MMA-2MP4-NS12	1.94 (49.2)	1.06 (27.0)	0.11 (2.8)	10000 (690)
2MP4	1 NPT	SS-MMA-2MP4-NS16	2.25 (57.2)	1.37 (34.9)	0.11 (2.8)	10000 (690)
2MP6	1/8 NPT	SS-MMA-2MP6-NS2	1.56 (39.7)	0.63 (15.9)	0.19 (4.8)	15000 (1034)
2MP6	1/4 NPT	SS-MMA-2MP6-NS4	1.75 (44.5)	0.63 (15.9)	0.20 (5.2)	15000 (1034)
2MP6	3/8 NPT	SS-MMA-2MP6-NS6	1.75 (44.5)	0.69 (17.5)	0.20 (5.2)	15000 (1034)
2MP6	1/2 NPT	SS-MMA-2MP6-NS8	2.00 (50.8)	0.87 (22.2)	0.20 (5.2)	15000 (1034)
2MP6	3/4 NPT	SS-MMA-2MP6-NS12	2.06 (52.4)	1.06 (27.0)	0.20 (5.2)	10000 (690)
2MP6	1 NPT	SS-MMA-2MP6-NS16	2.37 (60.3)	1.37 (34.9)	0.20 (5.2)	10000 (690)
2MP9	1/8 NPT	SS-MMA-2MP9-NS2	1.87 (47.6)	0.94 (23.8)	0.19 (4.8)	15000 (1034)
2MP9	1/4 NPT	SS-MMA-2MP9-NS4	2.06 (52.4)	0.94 (23.8)	0.25 (6.4)	15000 (1034)
2MP9	3/8 NPT	SS-MMA-2MP9-NS6	2.06 (52.4)	0.94 (23.8)	0.31 (7.9)	15000 (1034)
2MP9	1/2 NPT	SS-MMA-2MP9-NS8	2.25 (57.2)	0.94 (23.8)	0.31 (7.9)	15000 (1034)
2MP9	3/4 NPT	SS-MMA-2MP9-NS12	2.31 (58.7)	1.06 (27.0)	0.31 (7.9)	10000 (690)
2MP9	1 NPT	SS-MMA-2MP9-NS16	2.56 (65.1)	1.37 (34.9)	0.31 (7.9)	10000 (690)
2MP12	1/8 NPT	SS-MMA-2MP12-NS2	2.13 (54.0)	1.19 (30.2)	0.19 (4.8)	15000 (1034)
2MP12	1/4 NPT	SS-MMA-2MP12-NS4	2.31 (58.7)	1.19 (30.2)	0.25 (6.4)	15000 (1034)
2MP12	3/8 NPT	SS-MMA-2MP12-NS6	2.31 (58.7)	1.19 (30.2)	0.31 (7.9)	15000 (1034)
2MP12	1/2 NPT	SS-MMA-2MP12-NS8	2.50 (63.5)	1.19 (30.2)	0.38 (9.6)	15000 (1034)
2MP12	3/4 NPT	SS-MMA-2MP12-NS12	2.50 (63.5)	1.19 (30.2)	0.44 (11.1)	10000 (690)
2MP12	1 NPT	SS-MMA-2MP12-NS16	2.75 (69.9)	1.37 (34.9)	0.44 (11.1)	10000 (690)
2MP16	1/8 NPT	SS-MMA-2MP16-NS2	2.69 (68.3)	1.50 (38.1)	0.19 (4.8)	15000 (1034)
2MP16	1/4 NPT	SS-MMA-2MP16-NS4	2.81 (71.4)	1.50 (38.1)	0.25 (6.4)	15000 (1034)
2MP16	3/8 NPT	SS-MMA-2MP16-NS6	2.81 (71.4)	1.50 (38.1)	0.31 (7.9)	15000 (1034)
2MP16	1/2 NPT	SS-MMA-2MP16-NS8	3.06 (77.8)	1.50 (38.1)	0.38 (9.6)	15000 (1034)
2MP16	3/4 NPT	SS-MMA-2MP16-NS12	3.06 (82.6)	1.50 (38.1)	0.56 (14.3)	10000 (690)
2MP16	1 NPT	SS-MMA-2MP16-NS16	3.25 (82.6)	1.50 (38.1)	0.56 (14.3)	10000 (690)



20,000 / 60,000 PSI HIGH PRESSURE ADAPTORS & COUPLINGS


Female NPT threads to 20,000 psi medium pressure coned and threaded nipples

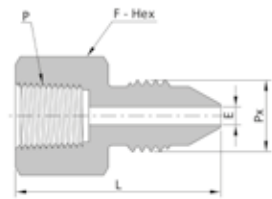
P-Connection	Px-Connection	#	Dimensions - in. (mm)			psig (bar)
			L	F	E	
1/8 NPT	2CT4	SS-FMA-NS2-2CT4	1.50 (38.1)	0.63 (15.9)	0.11 (2.8)	15000 (1034)
1/8 NPT	2CT6	SS-FMA-NS2-2CT6	1.75 (44.5)	0.63 (15.9)	0.20 (5.2)	15000 (1034)
1/8 NPT	2CT9	SS-FMA-NS2-2CT9	1.94 (49.2)	0.63 (15.9)	0.31 (7.9)	15000 (1034)
1/8 NPT	2CT12	SS-FMA-NS2-2CT12	2.13 (54.0)	0.87 (22.2)	0.31 (7.9)	15000 (1034)
1/8 NPT	2CT16	SS-FMA-NS2-2CT16	2.81 (71.4)	1.13 (28.6)	0.31 (7.9)	15000 (1034)
1/4 NPT	2CT4	SS-FMA-NS4-2CT4	1.75 (44.5)	0.94 (23.8)	0.11 (2.8)	15000 (1034)
1/4 NPT	2CT6	SS-FMA-NS4-2CT6	2.00 (50.8)	0.94 (23.8)	0.20 (5.2)	15000 (1034)
1/4 NPT	2CT9	SS-FMA-NS4-2CT9	2.19 (55.6)	0.94 (23.8)	0.31 (7.9)	15000 (1034)
1/4 NPT	2CT19	SS-FMA-NS4-2CT12	2.44 (61.9)	1.13 (28.6)	0.41 (10.4)	15000 (1034)
1/4 NPT	2CT16	SS-FMA-NS4-2CT16	2.94 (74.5)	1.13 (28.6)	0.41 (10.4)	15000 (1034)
3/8 NPT	2CT6	SS-FMA-NS6-2CT6	2.06 (52.4)	1.13 (28.6)	0.20 (5.2)	15000 (1034)
3/8 NPT	2CT9	SS-FMA-NS6-2CT9	2.25 (57.2)	1.13 (28.6)	0.31 (7.9)	15000 (1034)
3/8 NPT	2CT12	SS-FMA-NS6-2CT12	2.50 (63.5)	1.13 (28.6)	0.44 (11.1)	15000 (1034)
3/8 NPT	2CT16	SS-FMA-NS6-2CT16	3.00 (76.2)	1.13 (28.6)	0.56 (14.3)	15000 (1034)
1/2 NPT	2CT9	SS-FMA-NS8-2CT9	2.50 (63.5)	1.37 (34.9)	0.31 (7.9)	15000 (1034)
1/2 NPT	2CT12	SS-FMA-NS8-2CT12	2.75 (69.9)	1.37 (34.9)	0.44 (11.1)	15000 (1034)
1/2 NPT	2CT16	SS-FMA-NS8-2CT16	3.25 (82.6)	1.37 (34.9)	0.56 (14.3)	15000 (1034)
3/4 NPT	2CT9	SS-FMA-NS12-2CT9	2.56 (65.1)	1.50 (38.1)	0.31 (7.9)	10000 (1034)
3/4 NPT	2CT12	SS-FMA-NS12-2CT12	2.81 (71.4)	1.50 (38.1)	0.44 (11.1)	10000 (1034)
3/4 NPT	2CT16	SS-FMA-NS12-2CT16	3.39 (86.0)	1.50 (38.1)	0.56 (14.3)	10000 (1034)
1 NPT	2CT12	SS-FMA-NS16-2CT12	3.13 (79.4)	1.75 (44.5)	0.44 (11.1)	10000 (690)
1 NPT	2CT16	SS-FMA-NS16-2CT16	3.61 (92.2)	1.75 (44.5)	0.56 (14.3)	10000 (690)



20,000 / 60,000 PSI HIGH PRESSURE ADAPTORS & COUPLINGS

Female NPT threads to 20,000 psi medium pressure male

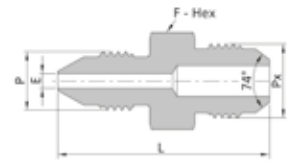
P-Connection 	Px-Connection	#	Dimensions - in. (mm)			 psig (bar)
			L	F	E	
1/8 NPT	2MP4	SS-FMA-NS2-2MP4	1.25 (31.8)	0.63 (15.9)	0.11 (2.8)	15000 (1034)
1/8 NPT	2MP6	SS-FMA-NS2-2MP6	1.37 (34.9)	0.63 (15.9)	0.20 (5.2)	15000 (1034)
1/8 NPT	2MP9	SS-FMA-NS2-2MP9	1.50 (38.1)	0.94 (23.8)	0.31 (7.9)	15000 (1034)
1/8 NPT	2MP12	SS-FMA-NS2-2MP12	1.75 (44.5)	1.19 (30.2)	0.31 (7.9)	15000 (1034)
1/4 NPT	2MP16	SS-FMA-NS2-2MP16	2.37 (60.3)	1.50 (38.1)	0.3 (7.9)	15000 (1034)
1/4 NPT	2MP4	SS-FMA-NS4-2MP4	1.44 (36.5)	0.94 (23.8)	0.11 (2.8)	15000 (1034)
1/4 NPT	2MP6	SS-FMA-NS4-2MP6	1.63 (41.3)	0.94 (23.8)	0.20 (5.2)	15000 (1034)
1/4 NPT	2MP9	SS-FMA-NS4-2MP9	1.75 (44.5)	0.94 (23.8)	0.31 (7.9)	15000 (1034)
1/4 NPT	2MP12	SS-FMA-NS4-2MP12	1.87 (47.6)	1.19 (30.2)	0.41 (10.4)	15000 (1034)
1/4 NPT	2MP16	SS-FMA-NS4-2MP16	2.37 (60.3)	1.50 (38.1)	0.41 (10.4)	15000 (1034)
3/8 NPT	2MP4	SS-FMA-NS6-2MP4	1.50 (38.1)	1.13 (28.6)	0.11 (2.8)	15000 (1034)
3/8 NPT	2MP6	SS-FMA-NS6-2MP6	1.69 (42.9)	1.13 (28.6)	0.20 (5.2)	15000 (1034)
3/8 NPT	2MP9	SS-FMA-NS6-2MP9	1.81 (46.0)	1.13 (28.6)	0.31 (7.9)	15000 (1034)
3/8 NPT	2MP12	SS-FMA-NS6-2MP12	2.00 (58.0)	1.19 (30.2)	0.44 (11.1)	15000 (1034)
3/8 NPT	2MP16	SS-FMA-NS6-2MP16	2.37 (60.3)	1.50 (38.1)	0.56 (14.3)	15000 (1034)
1/2 NPT	2MP4	SS-FMA-NS8-2MP4	1.75 (44.5)	1.37 (34.9)	0.11 (2.8)	15000 (1034)
1/2 NPT	2MP6	SS-FMA-NS8-2MP6	1.87 (47.6)	1.37 (34.9)	0.20 (5.2)	15000 (1034)
1/2 NPT	2MP9	SS-FMA-NS8-2MP9	2.06 (52.4)	1.37 (34.9)	0.31 (7.9)	15000 (1034)
1/2 NPT	2MP12	SS-FMA-NS8-2MP12	2.19 (55.6)	1.37 (34.9)	0.44 (11.1)	15000 (1034)
1/2 NPT	2MP16	SS-FMA-NS8-2MP16	2.56 (65.1)	1.50 (38.1)	0.56 (14.3)	15000 (1034)
3/4 NPT	2MP4	SS-FMA-NS12-2MP4	1.81 (46.0)	1.50 (38.1)	0.11 (2.8)	10000 (690)
3/4 NPT	2MP6	SS-FMA-NS12-2MP6	1.94 (49.2)	1.50 (38.1)	0.20 (5.2)	10000 (690)
3/4 NPT	2MP9	SS-FMA-NS12-2MP9	2.13 (54.0)	1.50 (38.1)	0.31 (7.9)	10000 (690)
3/4 NPT	2MP12	SS-FMA-NS12-2MP12	2.13 (58.7)	1.50 (38.1)	0.44 (11.1)	10000 (690)
3/4 NPT	2MP16	SS-FMA-NS12-2MP16	2.75 (69.9)	1.50 (38.1)	0.56 (14.3)	10000 (690)
1 NPT	2MP4	SS-FMA-NS16-2MP4	2.06 (52.4)	1.75 (44.5)	0.11 (2.8)	10000 (690)
1 NPT	2MP6	SS-FMA-NS16-2MP6	2.19 (55.6)	1.75 (44.5)	0.20 (5.2)	10000 (690)
1 NPT	2MP9	SS-FMA-NS16-2MP9	2.44 (61.9)	1.75 (44.5)	0.31 (7.9)	10000 (690)
1 NPT	2MP12	SS-FMA-NS16-2MP12	2.56 (63.5)	1.75 (44.5)	0.44 (11.1)	10000 (690)
1 NPT	2MP16	SS-FMA-NS16-2MP16	3.06 (77.8)	1.75 (44.5)	0.56 (14.3)	10000 (690)



20,000 / 60,000 PSI HIGH PRESSURE ADAPTORS & COUPLINGS



20,000 psi Medium pressure male to male JIC

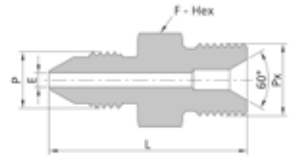
P-Connection	Px-Connection	#	Dimensions - in. (mm)			psig (bar)
			L	F	E	
2MP4	1/4 JIC	SS-MMA-2MP4-AN4	1.50 (38.1)	0.50 (12.7)	0.11 (2.8)	20000 (1379)
2MP4	3/8 JIC	SS-MMA-2MP4-AN6	1.63 (41.3)	0.63 (15.9)	0.11 (2.8)	20000 (1379)
2MP4	1/2 JIC	SS-MMA-2MP4-AN8	1.75 (44.5)	0.81 (20.6)	0.11 (2.8)	20000 (1379)
2MP4	5/8 JIC	SS-MMA-2MP4-AN10	1.87 (47.6)	0.94 (23.8)	0.11 (2.8)	20000 (1379)
2MP4	3/4 JIC	SS-MMA-2MP4-AN12	2.06 (52.4)	1.13 (28.6)	0.11 (2.8)	15000 (1034)
2MP4	1 JIC	SS-MMA-2MP4-AN16	2.19 (55.6)	1.37 (34.9)	0.11 (2.8)	15000 (1034)
2MP6	1/4 JIC	SS-MMA-2MP6-AN4	1.75 (44.5)	0.63 (15.9)	0.17 (4.4)	20000 (1379)
2MP6	3/8 JIC	SS-MMA-2MP6-AN6	1.75 (44.5)	0.63 (15.9)	0.20 (5.2)	20000 (1379)
2MP6	1/2 JIC	SS-MMA-2MP6-AN8	1.87 (47.6)	0.81 (20.6)	0.20 (5.2)	20000 (1379)
2MP6	5/8 JIC	SS-MMA-2MP6-AN10	2.06 (52.4)	0.94 (23.8)	0.20 (5.2)	20000 (1379)
2MP6	3/4 JIC	SS-MMA-2MP6-AN12	2.25 (57.2)	1.13 (28.6)	0.20 (5.2)	15000 (1034)
2MP6	1 JIC	SS-MMA-2MP6-AN16	2.37 (60.3)	1.37 (34.9)	0.20 (5.2)	15000 (1034)
2MP9	1/4 JIC	SS-MMA-2MP9-AN4	2.00 (50.8)	0.94 (23.8)	0.17 (4.4)	20000 (1379)
2MP9	3/8 JIC	SS-MMA-2MP9-AN6	2.06 (52.4)	0.94 (23.8)	0.23 (5.8)	20000 (1379)
2MP9	1/2 JIC	SS-MMA-2MP9-AN8	2.13 (54.0)	0.94 (23.8)	0.31 (7.9)	20000 (1379)
2MP9	3/8 JIC	SS-MMA-2MP9-AN10	2.25 (57.2)	0.94 (23.8)	0.31 (7.9)	20000 (1379)
2MP9	3/4 JIC	SS-MMA-2MP9-AN12	2.44 (61.9)	1.13 (28.6)	0.31 (7.9)	15000 (1034)
2MP9	1 JIC	SS-MMA-2MP9-AN16	2.56 (65.1)	1.37 (34.9)	0.31 (7.9)	15000 (1034)
2MP12	1/4 JIC	SS-MMA-2MP12-AN4	2.31 (58.7)	1.19 (30.2)	0.17 (4.4)	20000 (1379)
2MP12	3/8 JIC	SS-MMA-2MP12-AN6	2.31 (58.7)	1.19 (30.2)	0.23 (5.8)	20000 (1379)
2MP12	1/2 JIC	SS-MMA-2MP12-AN8	2.37 (60.3)	1.19 (30.2)	0.31 (7.9)	20000 (1379)
2MP12	5/8 JIC	SS-MMA-2MP12-AN10	2.50 (63.5)	1.19 (30.2)	0.37 (9.4)	20000 (1379)
2MP12	3/4 JIC	SS-MMA-2MP12-AN12	2.63 (66.7)	1.19 (30.2)	0.44 (11.1)	15000 (1034)
2MP12	1 JIC	SS-MMA-2MP12-AN16	2.69 (68.3)	1.37 (34.9)	0.44 (11.1)	15000 (1034)
2MP16	1/4 JIC	SS-MMA-2MP16-AN4	2.81 (71.4)	1.50 (38.1)	0.17 (4.4)	20000 (1379)
2MP16	3/8 JIC	SS-MMA-2MP16-AN6	2.81 (71.4)	1.50 (38.1)	0.23 (5.8)	20000 (1379)
2MP16	1/2 JIC	SS-MMA-2MP16-AN8	2.94 (74.6)	1.50 (38.1)	0.31 (7.9)	20000 (1379)
2MP16	5/8 JIC	SS-MMA-2MP16-AN10	3.06 (77.8)	1.50 (38.1)	0.37 (9.4)	20000 (1379)
2MP16	3/4 JIC	SS-MMA-2MP16-AN12	3.13 (79.4)	1.50 (38.1)	0.46 (11.6)	15000 (1034)
2MP16	1 JIC	SS-MMA-2MP16-AN16	3.19 (81.0)	1.50 (38.1)	0.56 (14.3)	15000 (1034)





20,000 / 60,000 PSI HIGH PRESSURE ADAPTORS & COUPLINGS

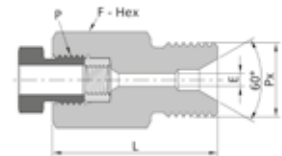
20,000 psi Medium pressure male to type "M" male

		#	Dimensions - in. (mm)			 psig (bar)
P-Connection	Px-Connection		L	F	E	
2MP4	HM9	SS-MMA-2MP4-HM9	1.52 (38.7)	0.63 (15.9)	0.09 (2.4)	20000 (1379)
2MP4	HM12	SS-MMA-2MP4-HM12	1.69 (43.0)	0.75 (19.1)	0.11 (2.8)	20000 (1379)
2MP4	HM14	SS-MMA-2MP4-HM14	1.90 (48.2)	1.00 (25.4)	0.11 (2.8)	20000 (1379)
2MP4	HM16	SS-MMA-2MP4-HM16	1.78 (45.3)	1.00 (25.4)	0.11 (2.8)	20000 (1379)
2MP4	HM21	SS-MMA-2MP4-HM21	1.90 (48.3)	1.37 (34.9)	0.11 (2.8)	20000 (1379)
2MP6	HM9	SS-MMA-2MP6-HM9	1.67 (42.4)	0.63 (15.9)	0.09 (2.4)	20000 (1379)
2MP6	HM12	SS-MMA-2MP6-HM12	1.84 (46.7)	0.75 (19.1)	0.20 (5.2)	20000 (1379)
2MP6	HM14	SS-MMA-2MP6-HM14	2.04 (51.9)	1.00 (25.4)	0.15 (3.8)	20000 (1379)
2MP6	HM16	SS-MMA-2MP6-HM16	1.93 (49.0)	1.00 (25.4)	0.20 (5.2)	20000 (1379)
2MP6	HM21	SS-MMA-2MP6-HM21	2.05 (52.0)	1.37 (34.9)	0.20 (5.2)	20000 (1379)
2MP9	HM9	SS-MMA-2MP9-HM9	1.95 (49.6)	0.94 (23.8)	0.09 (2.4)	20000 (1379)
2MP6	HM12	SS-MMA-2MP9-HM12	2.08 (52.9)	0.94 (23.8)	0.29 (7.4)	20000 (1379)
2MP9	HM14	SS-MMA-2MP9-HM14	2.23 (56.7)	1.00 (25.4)	0.15 (3.8)	20000 (1379)
2MP9	HM16	SS-MMA-2MP9-HM16	2.12 (53.8)	1.00 (25.4)	0.31 (7.9)	20000 (1379)
2MP9	HM12	SS-MMA-2MP9-HM21	2.24 (56.8)	1.37 (34.9)	0.31 (7.9)	20000 (1379)
2MP12	HM9	SS-MMA-2MP12-HM9	2.22 (56.3)	1.19 (30.2)	0.09 (2.4)	20000 (1379)
2MP12	HM12	SS-MMA-2MP12-HM12	2.35 (59.6)	1.19 (30.2)	0.29 (7.4)	20000 (1379)
2MP12	HM14	SS-MMA-2MP12-HM14	2.47 (62.8)	1.19 (30.2)	0.15 (3.8)	20000 (1379)
2MP12	HM16	SS-MMA-2MP12-HM16	2.36 (59.9)	1.19 (30.2)	0.39 (10.0)	20000 (1379)
2MP12	HM21	SS-MMA-2MP12-HM21	2.41 (61.1)	1.37 (34.9)	0.44 (11.1)	20000 (1379)
2MP16	HM9	SS-MMA-2MP16-HM9	2.77 (70.3)	1.50 (38.1)	0.09 (2.4)	20000 (1379)
2MP16	HM12	SS-MMA-2MP16-HM12	2.90 (73.6)	1.50 (38.1)	0.29 (7.4)	20000 (1379)
2MP16	HM14	SS-MMA-2MP16-HM14	3.02 (76.8)	1.50 (38.1)	0.15 (3.8)	20000 (1379)
2MP16	HM16	SS-MMA-2MP16-HM16	2.91 (73.9)	1.50 (38.1)	0.39 (10.0)	20000 (1379)
2MP16	HM21	SS-MMA-2MP16-HM21	2.89 (73.3)	1.50 (38.1)	0.56 (14.3)	20000 (1379)





20,000 psi Medium pressure female to type "M" male

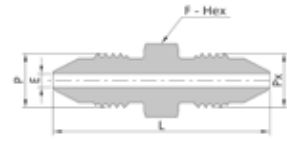
		#	Dimensions - in. (mm)			 psig (bar)
P-Connection	Px-Connection		L	F	E	
2FH4	HM9	SS-FMA-2FH4-HM9	1.19 (30.2)	0.63 (15.9)	0.09 (2.4)	20000 (1379)
2FH4	HM12	SS-FMA-2FH4-HM12	1.31 (33.3)	0.75 (19.1)	0.11 (2.8)	20000 (1379)
2FH4	HM14	SS-FMA-2FH4-HM14	1.50 (38.1)	1.00 (25.4)	0.11 (2.8)	20000 (1379)
2FH6	HM9	SS-FMA-2FH6-HM9	1.37 (34.9)	0.75 (19.1)	0.09 (2.4)	20000 (1379)
2FH6	HM12	SS-FMA-2FH6-HM12	1.50 (38.1)	0.75 (19.1)	0.09 (2.4)	20000 (1379)
2FH6	HM14	SS-FMA-2FH6-HM14	1.63 (41.3)	1.00 (25.4)	0.15 (3.8)	20000 (1379)
2FH6	HM16	SS-FMA-2FH6-HM16	1.63 (41.3)	1.00 (25.4)	0.20 (5.2)	20000 (1379)
2FH9	HM9	SS-FMA-2FH9-HM9	1.69 (42.9)	1.00 (25.4)	0.09 (2.4)	20000 (1379)
2FH9	HM12	SS-FMA-2FH9-HM12	1.81 (46.0)	1.00 (25.4)	0.29 (7.4)	20000 (1379)
2FH9	HM14	SS-FMA-2FH9-HM14	1.94 (49.2)	1.00 (25.4)	0.15 (3.8)	20000 (1379)
2FH9	HM16	SS-FMA-2FH9-HM16	1.81 (46.0)	1.00 (25.4)	0.31 (7.9)	20000 (1379)
2FH9	HM21	SS-FMA-2FH9-HM21	1.81 (46.0)	1.37 (34.9)	0.31 (7.9)	20000 (1379)
2FH12	HM14	SS-FMA-2FH9-HM14	2.19 (55.6)	1.37 (34.9)	0.15 (3.8)	20000 (1379)
2FH12	HM16	SS-FMA-2FH9-HM16	2.13 (54.0)	1.37 (34.9)	0.39 (10.0)	20000 (1379)
2FH12	HM21	SS-FMA-2FH9-HM21	2.00 (50.8)	1.37 (34.9)	0.44 (11.1)	20000 (1379)
2FH16	HM21	SS-FMA-2FH16-HM21	2.56 (65.1)	1.75 (44.5)	0.56 (14.3)	20000 (1379)





20,000 / 60,000 PSI HIGH PRESSURE ADAPTORS & COUPLINGS

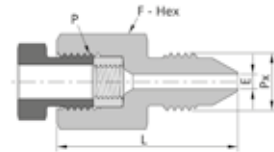
20,000 psi Medium pressure male to 20,000 psi medium pressure male

		#	Dimensions - in. (mm)			
P-Connection	Px-Connection		L	F	E	
2MP4	2MP4	SS-MMA-2MP4	1.63 (41.3)	0.50 (12.7)	0.11 (2.8)	20000 (1379)
2MP6	2MP4	SS-MMA-2MP6-2MP4	1.87 (47.6)	0.63 (15.9)	0.11 (2.8)	20000 (1379)
2MP6	2MP6	SS-MMA-2MP6	2.00 (50.8)	0.63 (15.9)	0.20 (5.2)	20000 (1379)
2MP9	2MP4	SS-MMA-2MP9-2MP4	2.13 (54.0)	0.94 (23.8)	0.11 (2.8)	20000 (1379)
2MP9	2MP6	SS-MMA-2MP9-2MP6	2.31 (58.7)	0.94 (23.8)	0.20 (5.2)	20000 (1379)
2MP9	2MP9	SS-MMA-2MP9	2.50 (63.5)	0.94 (23.8)	0.31 (7.9)	20000 (1379)
2MP12	2MP4	SS-MMA-2MP12-2MP4	2.44 (61.9)	1.19 (30.2)	0.11 (2.8)	20000 (1379)
2MP12	2MP6	SS-MMA-2MP12-2MP6	2.56 (65.1)	1.19 (30.2)	0.20 (5.2)	20000 (1379)
2MP12	2MP9	SS-MMA-2MP12-2MP9	2.75 (69.9)	1.19 (30.2)	0.31 (7.9)	20000 (1379)
2MP12	2MP12	SS-MMA-2MP12	2.94 (74.6)	1.19 (30.2)	0.44 (11.1)	20000 (1379)
2MP16	2MP4	SS-MMA-2MP16-2MP4	3.00 (76.2)	1.50 (38.1)	0.11 (2.8)	20000 (1379)
2MP16	2MP6	SS-MMA-2MP16-2MP6	3.13 (79.4)	1.50 (38.1)	0.20 (5.2)	20000 (1379)
2MP16	2MP9	SS-MMA-2MP16-2MP9	3.31 (84.2)	1.50 (38.1)	0.31 (7.9)	20000 (1379)
2MP16	2MP12	SS-MMA-2MP16-2MP12	3.44 (87.4)	1.50 (38.1)	0.44 (11.1)	20000 (1379)
2MP16	2MP16	SS-MMA-2MP16	3.94 (100.2)	1.50 (38.1)	0.56 (14.3)	20000 (1379)





20,000 psi Medium pressure female to 20,000 psi medium pressure male

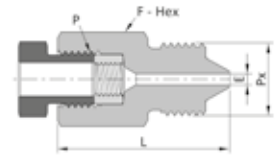
		#	Dimensions - in. (mm)			
P-Connection	Px-Connection		L	F	E	
2FH4	2MP4	SS-FMA-2FH4-2MP4	1.37 (34.9)	0.63 (15.9)	0.11 (2.8)	20000 (1379)
2FH4	2MP6	SS-FMA-2FH4-2MP6	1.50 (38.1)	0.63 (15.9)	0.11 (2.8)	20000 (1379)
2FH4	2MP9	SS-FMA-2FH4-2MP9	1.63 (41.3)	0.94 (23.8)	0.11 (2.8)	20000 (1379)
2FH4	2MP12	SS-FMA-2FH4-2MP12	1.75 (44.5)	1.19 (30.2)	0.11 (2.8)	20000 (1379)
2FH4	2MP16	SS-FMA-2FH4-2MP16	2.37 (60.3)	1.50 (38.1)	0.11 (2.8)	20000 (1379)
2FH6	2MP4	SS-FMA-2FH6-2MP4	1.69 (42.9)	0.75 (19.1)	0.11 (2.8)	20000 (1379)
2FH6	2MP6	SS-FMA-2FH6-2MP6	1.69 (42.9)	0.75 (19.1)	0.20 (5.2)	20000 (1379)
2FH6	2MP9	SS-FMA-2FH6-2MP9	1.87 (47.6)	0.94 (23.8)	0.20 (5.2)	20000 (1379)
2FH6	2MP12	SS-FMA-2FH6-2MP12	1.94 (49.2)	1.19 (30.2)	0.20 (5.2)	20000 (1379)
2FH6	2MP16	SS-FMA-2FH6-2MP16	2.37 (60.3)	1.50 (38.1)	0.20 (5.2)	20000 (1379)
2FH9	2MP4	SS-FMA-2FH9-2MP4	1.94 (49.2)	1.00 (25.4)	0.11 (2.8)	20000 (1379)
2FH9	2MP6	SS-FMA-2FH9-2MP6	1.06 (52.4)	1.00 (25.4)	0.20 (5.2)	20000 (1379)
2FH9	2MP9	SS-FMA-2FH9-2MP9	2.13 (54.0)	1.00 (25.4)	0.31 (7.9)	20000 (1379)
2FH9	2MP12	SS-FMA-2FH9-2MP12	2.25 (57.2)	1.19 (30.2)	0.31 (7.9)	20000 (1379)
2FH9	2MP16	SS-FMA-2FH9-2MP16	2.50 (63.5)	1.50 (38.1)	0.31 (7.9)	20000 (1379)
2FH12	2MP4	SS-FMA-2FH12-2MP4	1.19 (55.6)	1.37 (34.9)	0.11 (2.8)	20000 (1379)
2FH16	2MP6	SS-FMA-2FH12-2MP6	2.31 (58.7)	1.37 (34.9)	0.20 (5.2)	20000 (1379)
2FH12	2MP9	SS-FMA-2FH12-2MP9	2.44 (61.9)	1.37 (34.9)	0.31 (7.9)	20000 (1379)
2FH12	2MP12	SS-FMA-2FH12-2MP12	2.56 (65.1)	1.37 (34.9)	0.44 (11.1)	20000 (1379)
2FH12	2MP16	SS-FMA-2FH12-2MP16	2.94 (74.6)	1.50 (38.1)	0.44 (11.1)	20000 (1379)
2FH16	2MP9	SS-FMA-2FH16-2MP9	3.06 (77.8)	1.75 (44.5)	0.31 (7.9)	20000 (1379)
2FH16	2MP12	SS-FMA-2FH16-2MP12	3.19 (81.0)	1.75 (44.5)	0.44 (11.1)	20000 (1379)
2FH16	2MP16	SS-FMA-2FH16-2MP16	3.50 (88.9)	1.75 (44.5)	0.56 (14.3)	20000 (1379)



20,000 / 60,000 PSI HIGH PRESSURE ADAPTORS & COUPLINGS

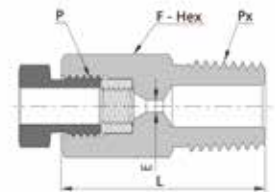
20,000 psi Medium pressure female to 60,000 psi high pressure male

		#	Dimensions - in. (mm)			
P-Connection	Px-Connection		L	F	E	
2FH4	6MP4	SS-FMA-2FH4-6MP4	1.31 (33.3)	0.63 (15.9)	0.08 (2.1)	20000 (1379)
2FH4	6MP6	SS-FMA-2FH4-6MP6	1.50 (38.1)	0.81 (20.6)	0.11 (2.8)	20000 (1379)
2FH4	6MP9	SS-FMA-2FH4-6MP9	1.63 (41.3)	1.19 (30.2)	0.11 (2.8)	20000 (1379)
2FH6	6MP4	SS-FMA-2FH6-6MP4	1.50 (38.1)	0.75 (19.1)	0.08 (2.1)	20000 (1379)
2FH6	6MP6	SS-FMA-2FH6-6MP6	1.69 (42.9)	0.81 (20.6)	0.13 (3.2)	20000 (1379)
2FH6	6MP9	SS-FMA-2FH6-6MP9	1.75 (44.5)	1.19 (30.2)	0.19 (4.8)	20000 (1379)
2FH9	6MP4	SS-FMA-2FH9-6MP4	1.81 (46.0)	1.00 (25.4)	0.08 (2.1)	20000 (1379)
2FH9	6MP6	SS-FMA-2FH9-6MP6	2.13 (54.0)	1.00 (25.4)	0.13 (3.2)	20000 (1379)
2FH9	6MP9	SS-FMA-2FH9-6MP9	2.13 (54.0)	1.19 (30.2)	0.19 (4.8)	20000 (1379)
2FH12	6MP4	SS-FMA-2FH12-6MP4	2.25 (57.2)	1.37 (34.9)	0.08 (2.1)	20000 (1379)
2FH12	6MP6	SS-FMA-2FH12-6MP6	1.50 (63.5)	1.37 (34.9)	0.13 (3.2)	20000 (1379)
2FH12	6MP9	SS-FMA-2FH12-6MP9	2.50 (63.5)	1.37 (34.9)	0.19 (4.8)	20000 (1379)
2FH16	6MP4	SS-FMA-2FH16-6MP4	2.94 (74.6)	1.75 (44.5)	0.08 (2.1)	20000 (1379)
2FH16	6MP6	SS-FMA-2FH16-6MP6	3.13 (79.4)	1.75 (44.5)	0.13 (3.2)	20000 (1379)
2FH16	6MP9	SS-FMA-2FH16-6MP9	3.19 (81.0)	1.75 (44.5)	0.19 (4.8)	20000 (1379)





20,000 psi Medium pressure female to male NPT thread

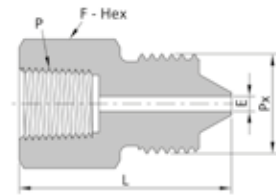
		#	Dimensions - in. (mm)			
P-Connection	Px-Connection		L	F	E	
2FH4	1/8 NPT	SS-FMA-2FH4-NS2	1.19 (30.2)	0.63 (15.9)	0.11 (2.8)	15000 (1034)
2FH4	1/4 NPT	SS-FMA-2FH4-NS4	1.37 (34.9)	0.63 (15.9)	0.11 (2.8)	15000 (1034)
2FH4	3/8 NPT	SS-FMA-2FH4-NS6	1.37 (34.9)	0.69 (17.5)	0.11 (2.8)	15000 (1034)
2FH4	1/2 NPT	SS-FMA-2FH4-NS8	1.37 (34.9)	0.87 (22.2)	0.11 (2.8)	15000 (1034)
2FH4	3/4 NPT	SS-FMA-2FH4-NS12	1.75 (44.5)	1.06 (27.0)	0.11 (2.8)	10000 (690)
2FH6	1/8 NPT	SS-FMA-2FH6-NS2	1.37 (34.9)	0.75 (19.1)	0.19 (4.8)	15000 (1034)
2FH6	1/4 NPT	SS-FMA-2FH6-NS4	1.50 (38.1)	0.75 (19.1)	0.20 (5.2)	15000 (1034)
2FH6	3/8 NPT	SS-FMA-2FH6-NS6	1.50 (38.1)	0.75 (19.1)	0.20 (5.2)	15000 (1034)
2FH6	1/2 NPT	SS-FMA-2FH6-NS8	1.63 (41.3)	0.87 (22.2)	0.20 (5.2)	15000 (1034)
2FH6	3/4 NPT	SS-FMA-2FH6-NS12	1.75 (44.5)	1.06 (27.0)	0.20 (5.2)	10000 (690)
2FH6	1 NPT	SS-FMA-2FH6-NS16	2.00 (50.8)	1.37 (34.9)	0.20 (5.2)	10000 (690)
2FH9	1/8 NPT	SS-FMA-2FH9-NS2	1.75 (44.5)	1.00 (25.4)	0.19 (4.8)	15000 (1034)
2FH9	1/4 NPT	SS-FMA-2FH9-NS4	1.75 (44.5)	1.00 (25.4)	0.25 (6.4)	15000 (1034)
2FH9	3/8 NPT	SS-FMA-2FH9-NS6	1.75 (44.5)	1.00 (25.4)	0.31 (7.9)	15000 (1034)
2FH9	1/2 NPT	SS-FMA-2FH9-NS8	1.94 (49.2)	1.00 (25.4)	0.31 (7.9)	15000 (1034)
2FH9	3/4 NPT	SS-FMA-2FH9-NS12	2.00 (50.8)	1.06 (27.0)	0.31 (7.9)	10000 (690)
2FH9	1 NPT	SS-FMA-2FH9-NS16	2.25 (57.2)	1.37 (34.9)	0.31 (7.9)	10000 (690)
2FH12	1/4 NPT	SS-FMA-2FH12-NS4	2.00 (50.8)	1.37 (34.9)	0.25 (6.4)	15000 (1034)
2FH12	3/8 NPT	SS-FMA-2FH12-NS6	2.00 (50.8)	1.37 (34.9)	0.31 (7.9)	15000 (1034)
2FH12	1/2 NPT	SS-FMA-2FH12-NS8	2.19 (55.6)	1.37 (34.9)	0.38 (9.6)	15000 (1034)
2FH12	3/4 NPT	SS-FMA-2FH12-NS12	2.25 (57.2)	1.37 (34.9)	0.44 (11.1)	10000 (690)
2FH12	1 NPT	SS-FMA-2FH12-NS16	2.63 (66.7)	1.37 (34.9)	0.44 (11.1)	10000 (690)
2FH16	1/4 NPT	SS-FMA-2FH16-NS4	1.87 (73.0)	1.75 (44.5)	0.25 (6.4)	15000 (1034)
2FH16	3/8 NPT	SS-FMA-2FH16-NS6	2.87 (73.0)	1.75 (44.5)	0.31 (7.9)	15000 (1034)
2FH16	1/2 NPT	SS-FMA-2FH16-NS8	2.87 (73.0)	1.75 (44.5)	0.38 (9.6)	15000 (1034)
2FH16	3/4 NPT	SS-FMA-2FH16-NS12	2.87 (73.0)	1.75 (44.5)	0.56 (14.3)	10000 (690)
2FH16	1 NPT	SS-FMA-2FH16-NS16	3.06 (77.8)	1.75 (44.5)	0.56 (14.3)	10000 (690)





20,000 / 60,000 PSI HIGH PRESSURE ADAPTORS & COUPLINGS

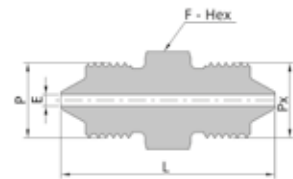
Female NPT threads to 60,000 psi high pressure male

		#	Dimensions - in. (mm)			
P-Connection	Px-Connection		L	F	E	
1/8 NPT	6MP4	SS-FMA-NS2-6MP4	1.19 (30.2)	0.63 (15.9)	0.08 (2.1)	15000 (1034)
1/8 NPT	6MP6	SS-FMA-NS2-6MP6	1.37 (34.9)	0.81 (20.6)	0.13 (3.2)	15000 (1034)
1/8 NPT	6MP9	SS-FMA-NS2-6MP9	1.63 (41.3)	1.19 (30.2)	0.19 (4.8)	15000 (1034)
1/4 NPT	6MP4	SS-FMA-NS4-6MP4	1.37 (34.9)	0.94 (23.8)	0.08 (2.1)	15000 (1034)
1/4 NPT	6MP6	SS-FMA-NS4-6MP6	1.63 (41.3)	0.94 (23.8)	0.13 (3.2)	15000 (1034)
1/4 NPT	6MP9	SS-FMA-NS4-6MP9	1.75 (44.5)	1.19 (30.2)	0.19 (4.8)	15000 (1034)
3/8 NPT	6MP4	SS-FMA-NS6-6MP4	1.44 (36.5)	1.13 (28.6)	0.08 (2.1)	15000 (1034)
3/8 NPT	6MP6	SS-FMA-NS6-6MP6	1.69 (42.9)	1.13 (28.6)	0.13 (3.2)	15000 (1034)
3/8 NPT	6MP9	SS-FMA-NS6-6MP9	1.81 (46.0)	1.19 (30.2)	0.19 (4.8)	15000 (1034)
1/2 NPT	6MP4	SS-FMA-NS8-6MP4	1.69 (42.9)	1.37 (34.9)	0.08 (2.1)	15000 (1034)
1/2 NPT	6MP6	SS-FMA-NS8-6MP6	1.94 (49.2)	1.37 (34.9)	0.13 (3.2)	15000 (1034)
1/2 NPT	6MP9	SS-FMA-NS8-6MP9	2.13 (54.0)	1.37 (34.9)	0.19 (4.8)	15000 (1034)
3/4 NPT	6MP4	SS-FMA-NS12-6MP4	1.75 (44.5)	1.50 (38.1)	0.08 (2.1)	10000 (690)
3/4 NPT	6MP6	SS-FMA-NS12-6MP6	2.00 (50.8)	1.50 (38.1)	0.13 (3.2)	10000 (690)
3/4 NPT	6MP9	SS-FMA-NS12-6MP9	2.19 (55.6)	1.50 (38.1)	0.19 (4.8)	10000 (690)
1 NPT	6MP4	SS-FMA-NS16-6MP4	2.00 (50.8)	1.75 (44.5)	0.08 (2.1)	10000 (690)
1 NPT	6MP6	SS-FMA-NS16-6MP6	2.25 (57.2)	1.75 (44.5)	0.13 (3.2)	10000 (690)
1 NPT	6MP9	SS-FMA-NS16-6MP9	2.44 (61.9)	1.75 (44.5)	0.19 (4.8)	10000 (1034)





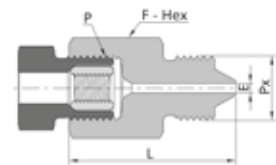
60,000 psi High pressure male to 60,000 psi high pressure male

		#	Dimensions - in. (mm)			
P-Connection	Px-Connection		L	F	E	
6MP4	6MP4	SS-MMA-6MP4	1.63 (41.3)	0.63 (15.9)	0.08 (2.1)	60000 (4137)
6MP6	6MP4	SS-MMA-6MP6-6MP4	1.94 (49.2)	0.81 (20.6)	0.08 (2.1)	60000 (4137)
6MP6	6MP6	SS-MMA-6MP6	2.19 (55.6)	0.81 (20.6)	0.13 (3.2)	60000 (4137)
6MP9	6MP4	SS-MMA-6MP9-6MP4	2.19 (55.6)	1.19 (30.2)	0.08 (2.1)	60000 (4137)
6MP9	6MP6	SS-MMA-6MP9-6MP6	2.50 (63.5)	1.19 (30.2)	0.13 (3.2)	60000 (4137)
6MP9	6MP9	SS-MMA-6MP9	2.63 (66.7)	1.19 (30.2)	0.19 (4.8)	60000 (4137)





60,000 psi High pressure female to 60,000 psi high pressure male

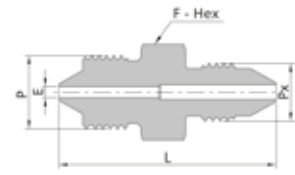
		#	Dimensions - in. (mm)			
P-Connection	Px-Connection		L	F	E	
6FH4	6MP4	SS-FMA-6FH4-6MP4	1.44 (36.5)	0.75 (19.1)	0.08 (2.1)	60000 (4137)
6FH4	6MP6	SS-FMA-6FH4-6MP6	1.69 (42.9)	0.81 (20.6)	0.09 (2.4)	60000 (4137)
6FH4	6MP9	SS-FMA-6FH4-6MP9	1.75 (44.5)	1.19 (30.2)	0.09 (2.4)	60000 (4137)
6FH6	6MP4	SS-FMA-6FH6-6MP4	1.75 (44.5)	1.00 (25.4)	0.08 (2.1)	60000 (4137)
6FH6	6MP6	SS-FMA-6FH6-6MP6	2.00 (50.8)	1.00 (25.4)	0.13 (3.2)	60000 (4137)
6FH6	6MP9	SS-FMA-6FH6-6MP9	2.13 (54.0)	1.19 (30.2)	0.13 (3.2)	60000 (4137)
6FH9	6MP4	SS-FMA-6FH9-6MP4	2.06 (52.4)	1.37 (34.9)	0.08 (2.1)	60000 (4137)
6FH9	6MP6	SS-FMA-6FH9-6MP6	2.37 (60.3)	1.37 (34.9)	0.13 (3.2)	60000 (4137)
6FH9	6MP9	SS-FMA-6FH9-6MP9	2.50 (63.5)	1.37 (34.9)	0.19 (4.8)	60000 (4137)



20,000 / 60,000 PSI HIGH PRESSURE ADAPTORS & COUPLINGS

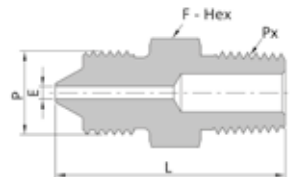
60,000 psi High pressure male to 20,000 psi medium pressure male

		#	Dimensions - in. (mm)			 psig (bar)
P-Connection	Px-Connection		L	F	E	
6MP4	2MP4	SS-MMA-6MP4-2MP4	1.69 (42.9)	0.63 (15.9)	0.08 (2.1)	20000 (1379)
6MP4	2MP6	SS-MMA-6MP4-2MP6	1.81 (46.0)	0.63 (15.9)	0.08 (2.1)	20000 (1379)
6MP4	2MP9	SS-MMA-6MP4-2MP9	2.06 (52.4)	0.94 (23.8)	0.08 (2.1)	20000 (1379)
6MP4	2MP12	SS-MMA-6MP4-2MP12	2.37 (60.3)	1.19 (30.2)	0.08 (2.1)	20000 (1379)
6MP6	2MP16	SS-MMA-6MP4-2MP16	2.94 (74.6)	1.50 (38.1)	0.08 (2.1)	20000 (1379)
6MP6	2MP4	SS-MMA-6MP6-2MP4	2.00 (50.8)	0.81 (20.6)	0.11 (2.4)	20000 (1379)
6MP6	2MP6	SS-MMA-6MP6-2MP6	2.13 (54.0)	0.81 (20.6)	0.13 (3.2)	20000 (1379)
6MP6	2MP9	SS-MMA-6MP6-2MP9	2.37 (60.3)	0.94 (23.8)	0.13 (3.2)	20000 (1379)
6MP6	2MP12	SS-MMA-6MP6-2MP12	2.63 (66.7)	1.19 (30.2)	0.13 (3.2)	20000 (1379)
6MP9	2MP12	SS-MMA-6MP6-2MP16	3.13 (79.4)	1.50 (38.1)	0.13 (3.2)	20000 (1379)
6MP6	2MP4	SS-MMA-6MP9-2MP4	2.25 (57.2)	1.19 (30.2)	0.11 (2.4)	20000 (1379)
6MP9	2MP6	SS-MMA-6MP9-2MP6	2.44 (61.9)	1.19 (30.2)	0.19 (4.8)	20000 (1379)
6MP9	2MP9	SS-MMA-6MP9-2MP9	2.63 (66.7)	1.19 (30.2)	0.19 (4.8)	20000 (1379)
6MP9	2MP12	SS-MMA-6MP9-2MP12	3.15 (79.9)	1.19 (30.2)	0.19 (4.8)	20000 (1379)
6MP9	2MP16	SS-MMA-6MP9-2MP16	3.31 (84.2)	1.50 (38.1)	0.19 (4.8)	20000 (1379)



60,000 psi High pressure male to male NPT threads

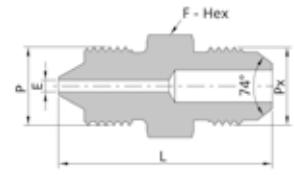
		#	Dimensions - in. (mm)			 psig (bar)
P-Connection	Px-Connection		L	F	E	
6MP4	1/8 NPT	SS-MMA-6MP4-NS2	1.37 (34.9)	0.63 (15.9)	0.08 (2.1)	15000 (1034)
6MP4	1/4 NPT	SS-MMA-6MP4-NS4	1.56 (39.7)	0.63 (15.9)	0.08 (2.1)	15000 (1034)
6MP4	3/8 NPT	SS-MMA-6MP4-NS6	1.56 (39.7)	0.69 (17.5)	0.08 (2.1)	15000 (1034)
6MP4	1/2 NPT	SS-MMA-6MP4-NS8	1.81 (46.0)	0.87 (22.2)	0.08 (2.1)	15000 (1034)
6MP4	3/4 NPT	SS-MMA-6MP4-NS12	1.87 (47.6)	1.06 (27.0)	0.08 (2.1)	10000 (690)
6MP4	1 NPT	SS-MMA-6MP4-NS16	2.19 (55.6)	1.37 (34.9)	0.08 (2.1)	10000 (690)
6MP6	1/8 NPT	SS-MMA-6MP6-NS2	1.69 (42.9)	0.81 (20.6)	0.13 (3.2)	15000 (1034)
6MP6	1/4 NPT	SS-MMA-6MP6-NS4	1.87 (47.6)	0.81 (20.6)	0.13 (3.2)	15000 (1034)
6MP6	3/8 NPT	SS-MMA-6MP6-NS6	1.87 (47.6)	0.81 (20.6)	0.13 (3.2)	15000 (1034)
6MP6	1/2 NPT	SS-MMA-6MP6-NS8	2.06 (52.4)	0.87 (22.2)	0.13 (3.2)	15000 (1034)
6MP6	3/4 NPT	SS-MMA-6MP6-NS12	2.13 (54.0)	1.06 (27.0)	0.13 (3.2)	10000 (690)
6MP6	1 NPT	SS-MMA-6MP6-NS16	2.44 (61.9)	1.37 (34.9)	0.13 (3.2)	10000 (690)
6MP9	1/8 NPT	SS-MMA-6MP9-NS2	2.00 (50.8)	1.19 (30.2)	0.19 (4.8)	15000 (1034)
6MP9	1/4 NPT	SS-MMA-6MP9-NS4	2.13 (54.0)	1.19 (30.2)	0.19 (4.8)	15000 (1034)
6MP9	3/8 NPT	SS-MMA-6MP9-NS6	2.13 (54.0)	1.19 (30.2)	0.19 (4.8)	15000 (1034)
6MP9	1/2 NPT	SS-MMA-6MP9-NS8	2.37 (60.3)	1.19 (30.2)	0.19 (4.8)	15000 (1034)
6MP9	3/4 NPT	SS-MMA-6MP9-NS12	2.37 (60.3)	1.19 (30.2)	0.19 (4.8)	10000 (690)
6MP9	1 NPT	SS-MMA-6MP9-NS16	2.63 (66.7)	1.37 (34.9)	0.19 (4.8)	10000 (690)



20,000 / 60,000 PSI HIGH PRESSURE ADAPTORS & COUPLINGS

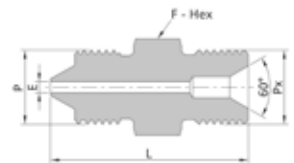
60,000 psi High pressure male to male JIC

P-Connection	Px-Connection	#	Dimensions - in. (mm)			psig (bar)
			L	F	E	
6MP4	1/4 JIC	SS-MMA-6MP4-AN4	1.56 (39.7)	0.63 (15.9)	0.08 (2.1)	20000 (1379)
6MP4	3/8 JIC	SS-MMA-6MP4-AN6	1.56 (39.7)	0.63 (15.9)	0.08 (2.1)	20000 (1379)
6MP4	1/2 JIC	SS-MMA-6MP4-AN8	1.69 (42.9)	0.81 (20.6)	0.08 (2.1)	20000 (1379)
6MP4	5/8 JIC	SS-MMA-6MP4-AN10	1.81 (46.0)	0.94 (23.8)	0.08 (2.1)	20000 (1379)
6MP4	3/4 JIC	SS-MMA-6MP4-AN12	2.00 (50.8)	1.13 (28.6)	0.08 (2.1)	15000 (1034)
6MP4	1 JIC	SS-MMA-6MP4-AN16	2.13 (54.0)	1.37 (34.9)	0.08 (2.1)	15000 (1034)
6MP6	1/4 JIC	SS-MMA-6MP6-AN4	1.81 (46.0)	0.81 (20.6)	0.13 (3.2)	20000 (1379)
6MP6	3/8 JIC	SS-MMA-6MP6-AN6	1.81 (46.0)	0.81 (20.6)	0.13 (3.2)	20000 (1379)
6MP6	1/2 JIC	SS-MMA-6MP6-AN8	1.94 (49.2)	0.81 (20.6)	0.13 (3.2)	20000 (1379)
6MP6	5/8 JIC	SS-MMA-6MP6-AN10	2.06 (52.4)	0.94 (23.8)	0.13 (3.2)	20000 (1379)
6MP6	3/4 JIC	SS-MMA-6MP6-AN12	2.25 (57.2)	1.13 (28.6)	0.13 (3.2)	15000 (1034)
6MP6	1 JIC	SS-MMA-6MP6-AN16	2.37 (60.3)	1.37 (34.9)	0.13 (3.2)	15000 (1034)
6MP9	1/4 JIC	SS-MMA-6MP9-AN4	2.13 (54.0)	1.19 (30.2)	0.17 (4.4)	20000 (1379)
6MP9	3/8 JIC	SS-MMA-6MP9-AN6	2.13 (54.0)	1.19 (30.2)	0.19 (4.8)	20000 (1379)
6MP9	1/2 JIC	SS-MMA-6MP9-AN8	2.25 (57.2)	1.19 (30.2)	0.19 (4.8)	20000 (1379)
6MP9	5/8 JIC	SS-MMA-6MP9-AN10	2.37 (60.3)	1.19 (30.2)	0.19 (4.8)	20000 (1379)
6MP9	3/4 JIC	SS-MMA-6MP9-AN12	2.44 (61.9)	1.19 (30.2)	0.19 (4.8)	15000 (1034)
6MP9	1 JIC	SS-MMA-6MP9-AN16	2.56 (65.0)	1.37 (34.9)	0.19 (4.8)	15000 (1034)





60,000 psi High pressure male to type "M" male

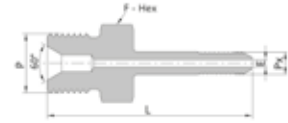
P-Connection	Px-Connection	#	Dimensions - in. (mm)			psig (bar)
			L	F	E	
6MP4	HM9	SS-MMA-6MP4-HM9	1.46 (37.1)	0.63 (15.9)	0.08 (2.1)	60000 (4137)
6MP4	HM12	SS-MMA-6MP4-HM12	1.63 (41.4)	0.75 (19.1)	0.08 (2.1)	30000 (2068)
6MP4	HM14	SS-MMA-6MP4-HM14	1.83 (46.6)	1.00 (25.4)	0.08 (2.1)	50000 (3447)
6MP4	HM16	SS-MMA-6MP4-HM16	1.72 (43.7)	1.00 (25.4)	0.08 (2.1)	30000 (2068)
6MP6	HM21	SS-MMA-6MP4-HM21	1.84 (46.7)	1.37 (34.9)	0.08 (2.1)	20000 (1379)
6MP6	HM9	SS-MMA-6MP6-HM9	1.77 (44.9)	0.81 (20.6)	0.09 (2.4)	60000 (4137)
6MP6	HM12	SS-MMA-6MP6-HM12	1.90 (48.2)	0.81 (20.6)	0.13 (3.2)	30000 (2068)
6MP6	HM14	SS-MMA-6MP6-HM14	2.09 (53.0)	1.00 (25.4)	0.13 (3.2)	50000 (3447)
6MP6	HM16	SS-MMA-6MP6-HM16	1.97 (50.2)	1.00 (25.4)	0.13 (3.2)	30000 (2068)
6MP6	HM21	SS-MMA-6MP6-HM21	2.09 (53.1)	1.37 (34.9)	0.13 (3.2)	20000 (1379)
6MP9	HM9	SS-MMA-6MP9-HM9	2.07 (52.6)	1.19 (30.2)	0.09 (2.4)	60000 (4137)
6MP9	HM12	SS-MMA-6MP9-HM12	2.20 (55.9)	1.19 (30.2)	0.19 (4.8)	30000 (2068)
6MP9	HM14	SS-MMA-6MP9-HM14	2.33 (59.1)	1.19 (30.2)	0.15 (3.8)	50000 (3447)
6MP9	HM16	SS-MMA-6MP9-HM16	2.21 (56.2)	1.19 (30.2)	0.19 (4.8)	30000 (2068)
6MP9	HM21	SS-MMA-6MP9-HM21	2.26 (57.4)	1.37 (34.9)	0.19 (4.8)	20000 (1379)





20,000 / 60,000 PSI HIGH PRESSURE ADAPTORS & COUPLINGS

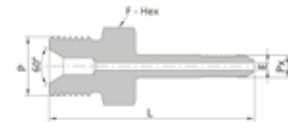
Type "M" male to 20,000 psi medium pressure coned and threaded nipples

		#	Dimensions - in. (mm)			
P-Connection	Px-Connection		L	F	E	
HM9	2CT4	SS-MMA-HM9-2CT4	1.80 (45.7)	0.63 (15.9)	0.09 (2.4)	20000 (1379)
HM9	2CT6	SS-MMA-HM9-2CT6	2.05 (52.1)	0.63 (15.9)	0.09 (2.4)	20000 (1379)
HM9	2CT9	SS-MMA-HM9-2CT9	2.28 (58.0)	0.69 (17.5)	0.09 (2.4)	20000 (1379)
HM9	2CT12	SS-MMA-HM9-2CT12	2.58 (65.5)	0.87 (22.2)	0.09 (2.4)	20000 (1379)
HM9	2CT16	SS-MMA-HM9-2CT16	3.22 (81.7)	1.13 (28.6)	0.09 (2.4)	20000 (1379)
HM12	2CT4	SS-MMA-HM12-2CT6	1.97 (50.0)	0.75 (19.1)	0.11 (2.8)	20000 (1379)
HM12	2CT6	SS-MMA-HM12-2CT9	2.22 (56.4)	0.75 (19.1)	0.20 (5.2)	20000 (1379)
HM12	2CT9	SS-MMA-HM12-2CT12	2.43 (61.7)	0.75 (19.1)	0.29 (7.4)	20000 (1379)
HM12	2CT12	SS-MMA-HM12-2CT16	2.71 (68.8)	0.87 (22.2)	0.29 (7.4)	20000 (1379)
HM12	2CT16	SS-MMA-HM14-2CT6	3.35 (85.0)	1.13 (28.6)	0.29 (7.4)	20000 (1379)
HM14	2CT4	SS-MMA-HM14-2CT9	2.17 (55.2)	1.00 (25.4)	0.11 (2.8)	20000 (1379)
HM14	2CT6	SS-MMA-HM14-2CT12	2.43 (61.6)	1.00 (25.4)	0.15 (3.8)	20000 (1379)
HM14	2CT9	SS-MMA-HM14-2CT16	2.63 (66.9)	1.00 (25.4)	0.15 (3.8)	20000 (1379)
HM14	2CT12	SS-MMA-HM16-2CT6	2.88 (73.2)	1.00 (25.4)	0.15 (3.8)	20000 (1379)
HM14	2CT16	SS-MMA-HM16-2CT9	3.47 (88.2)	1.13 (28.6)	0.15 (3.8)	20000 (1379)
HM16	2CT4	SS-MMA-HM16-2CT12	2.06 (52.3)	1.00 (25.4)	0.11 (2.8)	20000 (1379)
HM16	2CT6	SS-MMA-HM16-2CT16	2.31 (58.7)	1.00 (25.4)	0.20 (5.2)	20000 (1379)
HM16	2CT9	SS-MMA-HM21-2CT6	2.52 (64.0)	1.00 (25.4)	0.31 (7.9)	20000 (1379)
HM16	2CT12	SS-MMA-HM21-2CT9	2.77 (70.3)	1.00 (25.4)	0.39 (10.0)	20000 (1379)
HM16	2CT16	SS-MMA-HM21-2CT12	3.36 (85.3)	1.13 (28.6)	0.39 (10.0)	20000 (1379)
HM21	2CT4	SS-MMA-HM21-2CT16	2.18 (55.3)	1.37 (34.9)	0.11 (2.8)	20000 (1379)
HM21	2CT6	SS-MMA-HM12-2CT4	2.43 (61.7)	1.37 (34.9)	0.20 (5.2)	20000 (1379)
HM21	2CT9	SS-MMA-HM14-2CT4	2.64 (67.0)	1.37 (34.9)	0.31 (7.9)	20000 (1379)
HM21	2CT12	SS-MMA-HM16-2CT4	2.89 (73.3)	1.37 (34.9)	0.44 (11.1)	20000 (1379)
HM21	2CT16	SS-MMA-HM21-2CT4	3.42 (86.9)	1.37 (34.9)	0.56 (14.3)	20000 (1379)



Type "M" male to 60,000 psi high pressure coned and threaded nipples

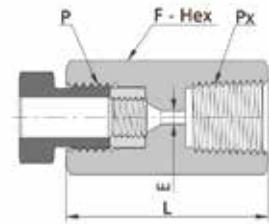
		#	Dimensions - in. (mm)			
P-Connection	Px-Connection		L	F	E	
HM9	6CT4	SS-MMA-HM9-6CT4	2.15 (54.6)	0.63 (15.9)	0.08 (2.1)	60000 (4137)
HM9	6CT6	SS-MMA-HM9-6CT6	2.53 (64.3)	0.63 (15.9)	0.09 (2.4)	60000 (4137)
HM9	6CT9	SS-MMA-HM9-6CT9	3.12 (79.3)	0.63 (15.9)	0.09 (2.4)	60000 (4137)
HM12	6CT4	SS-MMA-HM12-6CT4	2.31 (58.6)	0.75 (19.1)	0.08 (2.1)	30000 (2068)
HM12	6CT6	SS-MMA-HM12-6CT6	2.70 (68.6)	0.75 (19.1)	0.13 (3.2)	30000 (2068)
HM12	6CT9	SS-MMA-HM12-6CT9	3.29 (83.6)	0.75 (19.1)	0.19 (4.8)	30000 (2068)
HM14	6CT4	SS-MMA-HM14-6CT4	2.51 (63.8)	1.00 (25.4)	0.08 (2.1)	50000 (3447)
HM14	6CT6	SS-MMA-HM14-6CT6	2.91 (73.8)	1.00 (25.4)	0.13 (3.2)	50000 (3447)
HM14	6CT9	SS-MMA-HM14-6CT9	3.50 (88.8)	1.00 (25.4)	0.15 (3.8)	50000 (3447)
HM16	6CT4	SS-MMA-HM16-6CT4	2.40 (60.9)	1.00 (25.4)	0.08 (2.1)	30000 (2068)
HM16	6CT6	SS-MMA-HM16-6CT6	2.79 (70.9)	1.00 (25.4)	0.13 (3.2)	30000 (2068)
HM16	6CT9	SS-MMA-HM16-6CT9	3.38 (85.9)	1.00 (25.4)	0.19 (4.8)	30000 (2068)
HM21	6CT4	SS-MMA-HM21-6CT4	2.51 (63.9)	1.37 (34.9)	0.08 (2.1)	20000 (1379)
HM21	6CT6	SS-MMA-HM21-6CT6	2.91 (73.9)	1.37 (34.9)	0.13 (3.2)	20000 (1379)
HM21	6CT9	SS-MMA-HM21-6CT9	3.50 (88.9)	1.37 (34.9)	0.19 (4.8)	20000 (1379)





20,000 / 60,000 PSI HIGH PRESSURE ADAPTORS & COUPLINGS

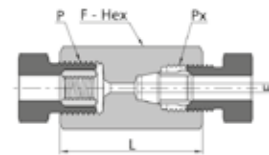
20,000 psi Medium pressure female to female NPT thread

		#	Dimensions - in. (mm)			
P-Connection	Px-Connection		L	F	E	
2FH4	1/8 NPT	SS-FFC-2FH4-NS2	1.37 (34.9)	0.63 (15.9)	0.11 (2.8)	15000 (1034)
2FH4	1/4 NPT	SS-FFC-2FH4-NS4	1.63 (41.3)	0.94 (23.8)	0.11 (2.8)	15000 (1034)
2FH4	3/8 NPT	SS-FFC-2FH4-NS6	1.63 (41.3)	1.13 (28.6)	0.11 (2.8)	15000 (1034)
2FH4	1/2 NPT	SS-FFC-2FH4-NS8	2.00 (50.8)	1.37 (34.9)	0.11 (2.8)	15000 (1034)
2FH6	1/2 NPT	SS-FFC-2FH6-NS2	1.50 (38.1)	0.75 (19.1)	0.20 (5.1)	15000 (1034)
2FH6	1/4 NPT	SS-FFC-2FH6-NS4	1.75 (44.5)	0.94 (23.8)	0.20 (5.1)	15000 (1034)
2FH6	3/8 NPT	SS-FFC-2FH6-NS6	1.81 (46.0)	1.13 (28.6)	0.20 (5.1)	15000 (1034)
2FH6	1/2 NPT	SS-FFC-2FH6-NS8	2.13 (54.0)	1.37 (34.9)	0.20 (5.1)	15000 (1034)
2FH6	3/4 NPT	SS-FFC-2FH6-NS12	2.25 (57.2)	1.50 (38.1)	0.20 (5.1)	10000 (690)
2FH9	1/8 NPT	SS-FFC-2FH9-NS2	1.63 (41.3)	1.00 (25.4)	0.31 (7.9)	15000 (1034)
2FH9	1/4 NPT	SS-FFC-2FH9-NS4	2.00 (50.8)	1.00 (25.4)	0.31 (7.9)	15000 (1034)
2FH9	3/8 NPT	SS-FFC-2FH9-NS6	2.00 (50.8)	1.13 (28.6)	0.31 (7.9)	15000 (1034)
2FH9	1/2 NPT	SS-FFC-2FH9-NS8	2.25 (57.2)	1.37 (34.9)	0.31 (7.9)	15000 (1034)
2FH9	3/4 NPT	SS-FFC-2FH9-NS12	2.25 (57.2)	1.50 (38.1)	0.31 (7.9)	10000 (690)
2FH9	1 NPT	SS-FFC-2FH9-NS16	2.63 (66.7)	1.75 (44.5)	0.31 (7.9)	10000 (690)
2FH12	1/8 NPT	SS-FFC-2FH12-NS2	2.37 (60.3)	1.75 (44.5)	0.41 (10.4)	15000 (1034)
2FH12	1/4 NPT	SS-FFC-2FH12-NS4	2.50 (63.5)	1.75 (44.5)	0.55 (13.9)	15000 (1034)
2FH12	3/8 NPT	SS-FFC-2FH12-NS6	3.00 (76.2)	1.75 (44.5)	0.56 (14.3)	15000 (1034)
2FH12	1/2 NPT	SS-FFC-2FH12-NS8	3.00 (76.2)	1.75 (44.5)	0.56 (14.3)	10000 (690)
2FH12	3/4 NPT	SS-FFC-2FH12-NS12	3.00 (76.2)	1.75 (44.5)	0.56 (14.3)	10000 (690)
2FH12	1 NPT	SS-FFC-2FH12-NS16	1.75 (44.5)	1.37 (34.9)	0.32 (8.1)	15000 (1034)
2FH16	1/4 NPT	SS-FFC-2FH16-NS4	2.00 (50.8)	1.37 (34.9)	0.41 (10.4)	15000 (1034)
2FH16	3/8 NPT	SS-FFC-2FH16-NS6	2.37 (60.3)	1.37 (34.9)	0.44 (11.1)	15000 (1034)
2FH16	1/2 NPT	SS-FFC-2FH16-NS8	2.63 (66.7)	1.37 (34.9)	0.44 (11.1)	15000 (1034)
2FH16	3/4 NPT	SS-FFC-2FH16-NS12	2.63 (66.7)	1.50 (38.1)	0.44 (11.1)	10000 (690)
2FH16	1 NPT	SS-FFC-2FH16-NS16	2.63 (66.7)	1.75 (44.5)	0.44 (11.1)	10000 (690)





60,000 psi High pressure female to 15 series female

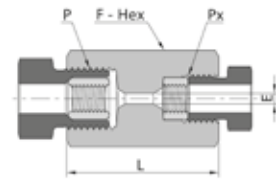
		#	Dimensions - in. (mm)			
P-Connection	Px-Connection		L	F	E	
6FH4	FH2	SS-FFC-6FH4-FH2	1.19 (30.2)	0.75 (19.1)	0.09 (2.4)	15000 (1034)
6FH4	FH4	SS-FFC-6FH4-FH4	1.50 (38.1)	0.75 (19.1)	0.09 (2.4)	15000 (1034)
6FH4	FH6	SS-FFC-6FH4-FH6	1.63 (41.3)	0.75 (19.1)	0.09 (2.4)	15000 (1034)
6FH4	FH8	SS-FFC-6FH4-FH8	1.75 (44.5)	1.00 (25.4)	0.09 (2.4)	15000 (1034)
6FH6	FH2	SS-FFC-6FH6-FH2	1.50 (38.1)	1.00 (25.4)	0.09 (2.4)	15000 (1034)
6FH6	FH4	SS-FFC-6FH6-FH4	1.75 (44.5)	1.00 (25.4)	0.13 (3.2)	15000 (1034)
6FH6	FH6	SS-FFC-6FH6-FH6	1.81 (46.0)	1.00 (25.4)	0.13 (3.2)	15000 (1034)
6FH6	FH8	SS-FFC-6FH6-FH8	2.00 (50.8)	1.00 (25.4)	0.13 (3.2)	15000 (1034)
6FH9	FH2	SS-FFC-6FH9-FH2	1.69 (42.9)	1.37 (34.9)	0.09 (2.4)	15000 (1034)
6FH9	FH4	SS-FFC-6FH9-FH4	1.87 (47.6)	1.37 (34.9)	0.19 (4.8)	15000 (1034)
6FH9	FH6	SS-FFC-6FH9-FH6	2.00 (50.8)	1.37 (34.9)	0.19 (4.8)	15000 (1034)
6FH9	FH8	SS-FFC-6FH9-FH8	2.13 (54.0)	1.37 (34.9)	0.19 (4.8)	15000 (1034)





20,000 / 60,000 PSI HIGH PRESSURE ADAPTORS & COUPLINGS

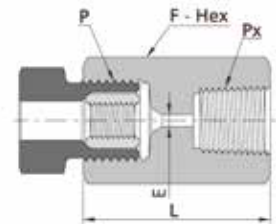
60,000 psi High pressure female to 20,000 psi medium pressure female

		#	Dimensions - in. (mm)			
P-Connection	Px-Connection		L	F	E	
6FH4	2FH4	SS-FFC-6FH4-2FH4	1.37 (34.9)	0.75 (19.1)	0.09 (2.4)	20000 (1379)
6FH4	2FH6	SS-FFC-6FH4-2FH6	1.56 (39.7)	0.75 (19.1)	0.09 (2.4)	20000 (1379)
6FH4	2FH9	SS-FFC-6FH4-2FH9	1.81 (46.0)	1.00 (25.4)	0.09 (2.4)	20000 (1379)
6FH4	2FH12	SS-FFC-6FH4-2FH12	2.06 (52.4)	1.37 (34.9)	0.09 (2.4)	20000 (1379)
6FH4	2FH16	SS-FFC-6FH4-2FH16	2.56 (65.1)	1.75 (44.5)	0.09 (2.4)	20000 (1379)
6FH6	2FH4	SS-FFC-6FH6-2FH4	1.63 (41.3)	1.00 (25.4)	0.11 (2.8)	20000 (1379)
6FH6	2FH6	SS-FFC-6FH6-2FH6	1.81 (46.0)	1.00 (25.4)	0.13 (3.2)	20000 (1379)
6FH6	2FH9	SS-FFC-6FH6-2FH9	2.06 (52.4)	1.00 (25.4)	0.13 (3.2)	20000 (1379)
6FH6	2FH12	SS-FFC-6FH6-2FH12	2.31 (58.7)	1.37 (34.9)	0.13 (3.2)	20000 (1379)
6FH6	2FH16	SS-FFC-6FH6-2FH16	2.81 (71.4)	1.75 (44.5)	0.13 (3.2)	20000 (1379)
6FH9	2FH4	SS-FFC-6FH9-2FH4	1.81 (46.0)	1.37 (34.9)	0.11 (2.8)	20000 (1379)
6FH9	2FH6	SS-FFC-6FH9-2FH6	1.94 (49.2)	1.37 (34.9)	0.19 (4.8)	20000 (1379)
6FH9	2FH9	SS-FFC-6FH9-2FH9	2.25 (57.2)	1.37 (34.9)	0.19 (4.8)	20000 (1379)
6FH9	2FH12	SS-FFC-6FH9-2FH12	2.44 (61.9)	1.37 (34.9)	0.19 (4.8)	20000 (1379)
6FH9	2FH16	SS-FFC-6FH9-2FH16	3.00 (76.2)	1.75 (44.5)	0.19 (4.8)	20000 (1379)





60,000 psi High pressure female to female NPT thread

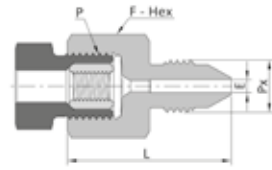
		#	Dimensions - in. (mm)			
P-Connection	Px-Connection		L	F	E	
6FH4	1/8 NPT	SS-FFC-6FH4-NS2	1.37 (34.9)	0.75 (19.1)	0.09 (2.4)	15000 (1034)
6FH4	1/4 NPT	SS-FFC-6FH4-NS4	1.63 (41.3)	0.94 (23.8)	0.09 (2.4)	15000 (1034)
6FH4	3/8 NPT	SS-FFC-6FH4-NS6	1.63 (41.3)	1.13 (28.6)	0.09 (2.4)	15000 (1034)
6FH4	1/2 NPT	SS-FFC-6FH4-NS8	2.00 (50.8)	1.37 (34.9)	0.09 (2.4)	15000 (1034)
6FH4	3/4 NPT	SS-FFC-6FH4-NS12	2.00 (50.8)	1.50 (38.1)	0.09 (2.4)	10000 (690)
6FH4	1 NPT	SS-FFC-6FH4-NS16	2.37 (60.3)	1.75 (44.5)	0.09 (2.4)	10000 (690)
6FH6	1/8 NPT	SS-FFC-6FH6-NS2	1.63 (41.3)	1.00 (25.4)	0.13 (3.2)	15000 (1034)
6FH6	1/4 NPT	SS-FFC-6FH6-NS4	1.87 (47.6)	1.00 (25.4)	0.13 (3.2)	15000 (1034)
6FH6	3/8 NPT	SS-FFC-6FH6-NS6	1.87 (47.6)	1.13 (28.6)	0.13 (3.2)	15000 (1034)
6FH6	1/2 NPT	SS-FFC-6FH6-NS8	2.13 (54.0)	1.37 (34.9)	0.13 (3.2)	15000 (1034)
6FH6	3/4 NPT	SS-FFC-6FH6-NS12	2.00 (50.8)	1.50 (38.1)	0.13 (3.2)	10000 (690)
6FH6	1 NPT	SS-FFC-6FH6-NS16	2.25 (57.2)	1.75 (44.5)	0.13 (3.2)	10000 (690)
6FH9	1/8 NPT	SS-FFC-6FH9-NS2	1.81 (46.0)	1.37 (34.9)	0.19 (4.8)	15000 (1034)
6FH9	1/4 NPT	SS-FFC-6FH9-NS4	2.00 (50.8)	1.37 (34.9)	0.19 (4.8)	15000 (1034)
6FH9	3/8 NPT	SS-FFC-6FH9-NS6	2.00 (50.8)	1.37 (34.9)	0.19 (4.8)	15000 (1034)
6FH9	1/2 NPT	SS-FFC-6FH9-NS8	2.37 (60.3)	1.37 (34.9)	0.19 (4.8)	15000 (1034)
6FH9	3/4 NPT	SS-FFC-6FH9-NS12	2.37 (60.3)	1.50 (38.1)	0.19 (4.8)	10000 (690)
6FH9	1 NPT	SS-FFC-6FH9-NS16	2.50 (63.5)	1.75 (44.5)	0.19 (4.8)	10000 (690)





20,000 / 60,000 PSI HIGH PRESSURE ADAPTORS & COUPLINGS

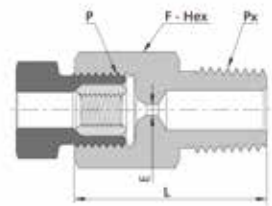
60,000 psi High pressure female to 20,000 psi medium pressure male

		#	Dimensions - in. (mm)			
P-Connection	Px-Connection		L	F	E	
6FH4	2MP4	SS-FMA-6FH4-2MP4	1.37 (34.9)	0.75 (19.1)	0.09 (2.4)	20000 (1379)
6FH4	2MP6	SS-FMA-6FH4-2MP6	1.50 (38.1)	0.75 (19.1)	0.09 (2.4)	20000 (1379)
6FH4	2MP9	SS-FMA-6FH4-2MP9	1.69 (42.9)	0.94 (23.8)	0.09 (2.4)	20000 (1379)
6FH4	2MP12	SS-FMA-6FH4-2MP12	1.75 (44.5)	1.19 (30.2)	0.09 (2.4)	20000 (1379)
6FH4	2MP16	SS-FMA-6FH4-2MP16	2.37 (60.3)	1.50 (38.1)	0.09 (2.4)	20000 (1379)
6FH6	2MP4	SS-FMA-6FH6-2MP4	1.67 (42.3)	1.00 (25.4)	0.11 (2.8)	20000 (1379)
6FH6	2MP6	SS-FMA-6FH6-2MP6	1.81 (46.0)	1.00 (25.4)	0.13 (3.2)	20000 (1379)
6FH6	2MP9	SS-FMA-6FH6-2MP9	1.94 (49.2)	1.00 (25.4)	0.13 (3.2)	20000 (1379)
6FH9	2MP12	SS-FMA-6FH6-2MP12	2.13 (54.0)	1.19 (30.2)	0.13 (3.2)	20000 (1379)
6FH9	2MP16	SS-FMA-6FH6-2MP16	2.50 (63.5)	1.50 (38.1)	0.13 (3.2)	20000 (1379)
6FH9	2MP4	SS-FMA-6FH9-2MP4	1.87 (47.6)	1.37 (34.9)	0.11 (2.8)	20000 (1379)
6FH9	2MP6	SS-FMA-6FH9-2MP6	2.00 (50.8)	1.37 (34.9)	0.19 (4.8)	20000 (1379)
6FH9	2MP9	SS-FMA-6FH9-2MP9	2.19 (55.6)	1.37 (34.9)	0.19 (4.8)	20000 (1379)
6FH9	2MP12	SS-FMA-6FH9-2MP12	2.37 (60.3)	1.37 (34.9)	0.19 (4.8)	20000 (1379)
6FH9	2MP16	SS-FMA-6FH9-2MP16	2.81 (71.4)	1.50 (38.1)	0.19 (4.8)	20000 (1379)





60,000 psi High pressure female to male NPT thread

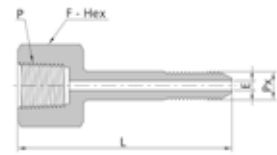
		#	Dimensions - in. (mm)			
P-Connection	Px-Connection		L	F	E	
6FH4	1/8 NPT	SS-FMA-6FH4-NS2	1.25 (31.8)	0.75 (19.1)	0.09 (2.4)	15000 (1034)
6FH4	1/4 NPT	SS-FMA-6FH4-NS4	1.37 (34.9)	0.75 (19.1)	0.09 (2.4)	15000 (1034)
6FH4	3/8 NPT	SS-FMA-6FH4-NS6	1.37 (34.9)	0.75 (19.1)	0.09 (2.4)	15000 (1034)
6FH4	1/2 NPT	SS-FMA-6FH4-NS8	1.50 (38.1)	0.87 (22.2)	0.09 (2.4)	15000 (1034)
6FH4	3/4 NPT	SS-FMA-6FH4-NS12	1.75 (44.5)	1.06 (27.0)	0.09 (2.4)	10000 (690)
6FH6	1/8 NPT	SS-FMA-6FH6-NS2	1.50 (38.1)	1.00 (25.4)	0.13 (3.2)	15000 (1034)
6FH6	1/4 NPT	SS-FMA-6FH6-NS4	1.63 (41.3)	1.00 (25.4)	0.13 (3.2)	15000 (1034)
6FH6	3/8 NPT	SS-FMA-6FH6-NS6	1.63 (41.3)	1.00 (25.4)	0.13 (3.2)	15000 (1034)
6FH6	1/2 NPT	SS-FMA-6FH6-NS8	1.75 (44.5)	1.00 (25.4)	0.13 (3.2)	15000 (1034)
6FH6	3/4 NPT	SS-FMA-6FH6-NS12	2.00 (50.8)	1.06 (27.0)	0.13 (3.2)	10000 (690)
6FH6	1 NPT	SS-FMA-6FH6-NS16	2.00 (50.8)	1.37 (34.9)	0.13 (3.2)	10000 (690)
6FH9	1/8 NPT	SS-FMA-6FH9-NS2	1.63 (41.3)	1.37 (34.9)	0.19 (4.8)	15000 (1034)
6FH9	1/4 NPT	SS-FMA-6FH9-NS4	1.75 (44.5)	1.37 (34.9)	0.19 (4.8)	15000 (1034)
6FH9	3/8 NPT	SS-FMA-6FH9-NS6	1.75 (44.5)	1.37 (34.9)	0.19 (4.8)	15000 (1034)
6FH9	1/2 NPT	SS-FMA-6FH9-NS8	1.87 (47.6)	1.37 (34.9)	0.19 (4.8)	15000 (1034)
6FH9	3/4 NPT	SS-FMA-6FH9-NS12	2.13 (54.0)	1.37 (34.9)	0.19 (4.8)	10000 (690)
6FH9	1 NPT	SS-FMA-6FH9-NS16	2.25 (57.2)	1.37 (34.9)	0.19 (4.8)	10000 (690)





20,000 / 60,000 PSI HIGH PRESSURE ADAPTORS & COUPLINGS

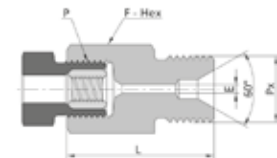
Female NPT threads to 60,000 psi high pressure coned and threaded nipples

		#	Dimensions - in. (mm)			 psig (bar)
P-Connection	Px-Connection		L	F	E	
1/8 NPT	6MP4	SS-FMA-NS2-6MP4	1.19 (30.2)	0.63 (15.9)	0.08 (2.1)	15000 (1034)
1/8 NPT	6MP6	SS-FMA-NS2-6MP6	1.37 (34.9)	0.81 (20.6)	0.13 (3.2)	15000 (1034)
1/8 NPT	6MP9	SS-FMA-NS2-6MP9	1.63 (41.3)	1.19 (30.2)	0.19 (4.8)	15000 (1034)
1/4 NPT	6MP4	SS-FMA-NS4-6MP4	1.37 (34.9)	0.94 (23.8)	0.08 (2.1)	15000 (1034)
1/4 NPT	6MP6	SS-FMA-NS4-6MP6	1.63 (41.3)	0.94 (23.8)	0.13 (3.2)	15000 (1034)
1/4 NPT	6MP9	SS-FMA-NS4-6MP9	1.75 (44.5)	1.19 (30.2)	0.19 (4.8)	15000 (1034)
3/8 NPT	6MP4	SS-FMA-NS6-6MP4	1.44 (36.5)	1.13 (28.6)	0.08 (2.1)	15000 (1034)
3/8 NPT	6MP6	SS-FMA-NS6-6MP6	1.69 (42.9)	1.13 (28.6)	0.13 (3.2)	15000 (1034)
3/8 NPT	6MP9	SS-FMA-NS6-6MP9	1.81 (46.0)	1.19 (30.2)	0.19 (4.8)	15000 (1034)
1/2 NPT	6MP4	SS-FMA-NS8-6MP4	1.69 (42.9)	1.37 (34.9)	0.08 (2.1)	15000 (1034)
1/2 NPT	6MP6	SS-FMA-NS8-6MP6	1.94 (49.2)	1.37 (34.9)	0.13 (3.2)	15000 (1034)
1/2 NPT	6MP9	SS-FMA-NS8-6MP9	2.13 (54.0)	1.37 (34.9)	0.19 (4.8)	15000 (1034)
3/4 NPT	6MP4	SS-FMA-NS12-6MP4	1.75 (44.5)	1.50 (38.1)	0.08 (2.1)	10000 (690)
3/4 NPT	6MP6	SS-FMA-NS12-6MP6	2.00 (50.8)	1.50 (38.1)	0.13 (3.2)	10000 (690)
3/4 NPT	6MP9	SS-FMA-NS12-6MP9	2.19 (55.6)	1.50 (38.1)	0.19 (4.8)	10000 (690)
1 NPT	6MP4	SS-FMA-NS16-6MP4	2.00 (50.8)	1.75 (44.5)	0.08 (2.1)	10000 (690)
1 NPT	6MP6	SS-FMA-NS16-6MP6	2.25 (57.2)	1.75 (44.5)	0.13 (3.2)	10000 (690)
1 NPT	6MP9	SS-FMA-NS16-6MP9	2.44 (61.9)	1.75 (44.5)	0.19 (4.8)	10000 (1034)

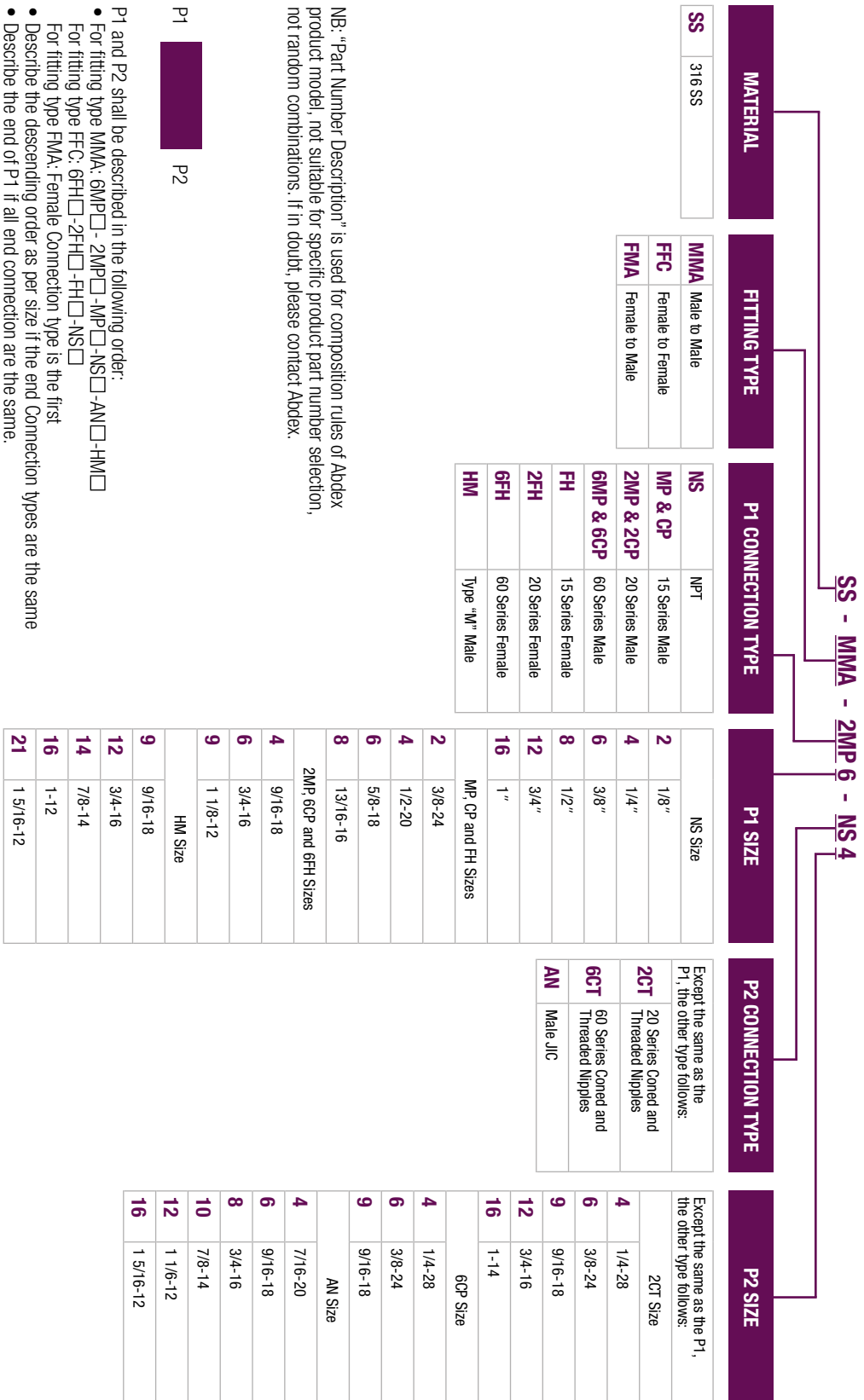


60 Series female to type "M" male

		#	Dimensions - in. (mm)			 psig (bar)
P-Connection	Px-Connection		L	F	E	
6FH4	HM9	SS-FMA-6FH4-HM9	1.25 (31.8)	0.75 (19.1)	0.09 (2.4)	60000 (4137)
6FH4	HM12	SS-FMA-6FH4-HM12	1.38 (35.0)	0.75 (19.1)	0.09 (2.4)	30000 (2068)
6FH4	HM14	SS-FMA-6FH4-HM14	1.56 (39.7)	1.00 (25.4)	0.09 (2.4)	50000 (3447)
6FH4	HM16	SS-FMA-6FH4-HM16	1.37 (34.9)	1.00 (25.4)	0.09 (2.4)	30000 (2068)
6FH6	HM9	SS-FMA-6FH6-HM9	1.50 (38.1)	1.00 (25.4)	0.09 (2.4)	60000 (4137)
6FH6	HM12	SS-FMA-6FH6-HM12	1.63 (41.3)	1.00 (25.4)	0.13 (3.2)	30000 (2068)
6FH6	HM14	SS-FMA-6FH6-HM14	1.81 (46.0)	1.00 (25.4)	0.13 (3.2)	50000 (3447)
6FH6	HM16	SS-FMA-6FH6-HM16	1.64 (41.6)	1.00 (25.4)	0.13 (3.2)	30000 (2068)
6FH6	HM21	SS-FMA-6FH6-HM21	1.56 (39.7)	1.37 (34.9)	0.13 (3.2)	20000 (1379)
6FH9	HM14	SS-FMA-6FH9-HM14	2.00 (50.8)	1.37 (34.9)	0.15 (3.8)	50000 (3447)
6FH9	HM16	SS-FMA-6FH9-HM16	1.81 (46.0)	1.37 (34.9)	0.19 (4.8)	30000 (2068)
6FH9	HM21	SS-FMA-6FH9-HM21	1.81 (46.0)	1.37 (34.9)	0.19 (4.8)	20000 (1379)



20,000 / 60,000 PSI HIGH PRESSURE PART NUMBER DESCRIPTION



NB: "Part Number Description" is used for composition rules of Abdex product model, not suitable for specific product part number selection, not random combinations. If in doubt, please contact Abdex.

P1 P2

- P1 and P2 shall be described in the following order:
- For fitting type MMA: 6MP□ - 2MP□ - MP□ - NS□ - AN□ - HM□
 - For fitting type FFC: 6FH□ - 2FH□ - FH□ - NS□
 - For fitting type FMA: Female Connection type is the first
 - Describe the descending order as per size if the end Connection types are the same
 - Describe the end of P1 if all end connection are the same.