

10,000 PSI HIGH PRESSURE THREADED PIPE FITTINGS

FEATURES

- The hardened threads with smooth surface finishing avoid galling and help to extend the fitting service life
- Radius junction design with elbows provides smooth flow path
- Every fitting is stamped with size, material and heat code
- 316 stainless steel is standard material. Other materials are available upon request



CONFIGURATION	FITTING TYPE	EXAMPLE
	Pipe Plug	SS-HPP-NS8-10K
	Hex Nipple	SS-HPHN-NS4-AN6-10K
	Hex Long Nipples	SS-HPLN-NS8-3-10K
	Pipe Caps	SS-HPC-NS6-10K
	Hex Couplings	SS-HPCG-RT6-RT4-10K
	Adaptors	SS-HPA-NS6-RT8-10K
	Male Elbows	SS-HPME-NS2-10K
	Street Elbows	SS-HPSE-NS4-10K
	Female Elbows	SS-HPE-NS8-10K
	Male Tees	SS-HPMT-NS6-10K
	Male Street Tees	SS-HPST-RT4-10K
	Male Branch Tees	SS-HPBT-NS4-10K
	Female Tees	SS-HPT-NS8-10K
	Female Crosses	SS-HPCR-NS6-10K

10,000 PSI HIGH PRESSURE THREADED PIPE FITTINGS

THREAD SPECIFICATIONS

Connection type	Code	Thread type	Thread specifications
NPT	NS	NPT	ASME B1.20.1, SAE AS71051
ISO Tapered	RT	ISO Tapered	ISO 7-1, BS EN 10226-1, JIS B0203
JIC (37° Flare)	AN	SAE/MS	ASME B1.1
ISO Parallel Male	HBP	ISO Parallel	ISO Parallel - ISO 228 JISB0202 BS2779
ISO Parallel Female Swivel	SBP	ISO Parallel	ISO Parallel - ISO 228 JISB0202 BS2779

WORKING TEMPERATURE

Connection type	Temperature rating
NPT	-325°F to 400°F (-198°C to 204°C)
ISO Tapered	-325°F to 400°F (-198°C to 204°C)
JIC (37° Flare)	-423°F to 1200°F (-252°C to 649°C)
ISO Parallel Male	-423°F to 1200°F (-252°C to 649°C)
ISO Parallel Female Swivel	-423°F to 1200°F (-252°C to 649°C)

ELEVATED TEMPERATURE FACTORS

To get the maximum working pressure at elevated temperature, use the maximum working pressure at ambient temperature to multiply the factors in the table below.

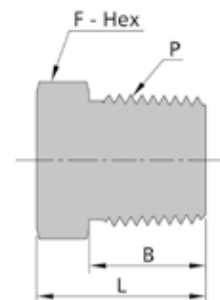
Material	Temperature		Factor
	°F	°C	
316	100	38	1
316	200	93	1
316	300	149	1
316	400	204	0.97
316	500	260	0.90
316	600	316	0.85
316	700	371	0.82
316	800	427	0.80

Data in this table is applied only to the working temperature below 800°F (427°C). For the working temperature above 800°F (427°C) please consult Abdex, and we will provide you a solution.

PIPE PLUGS

Male NPT threads

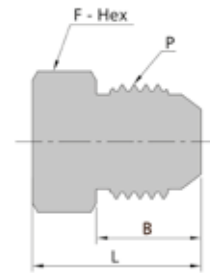
P-NPT Size	Ordering number	Dimensions - in. (mm)			Working pressure psig (bar)
		L	F	B	
1/8	SS-HPP-NS2-10K	0.63 (16.0)	0.44 (11.11)	0.38 (9.7)	10000 (690)
1/4	SS-HPP-NS4-10K	0.87 (22.2)	0.56 (14.3)	0.56 (14.2)	10000 (690)
3/8	SS-HPP-NS6-10K	0.93 (23.6)	0.69 (17.5)	0.56 (14.2)	10000 (690)
1/2	SS-HPP-NS8-10K	1.16 (29.5)	0.87 (22.2)	0.75 (19.1)	10000 (690)
3/4	SS-HPP-NS12	1.25 (31.8)	1.06 (27.0)	0.75 (19.1)	10000 (690)
1	SS-HPP-NS16	1.55 (39.3)	1.37 (34.9)	0.94 (23.9)	10000 (690)



10,000 PSI HIGH PRESSURE THREADED PIPE FITTINGS

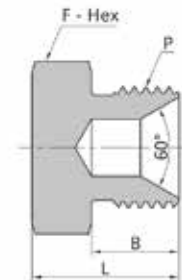
Male JIC

P-SAE/MS	#	Dimensions - in. (mm)			psig (bar)
		L	F	B	
7/16-20	SS-HPP-AN4-10K	0.83 (21.0)	0.50 (12.7)	0.55 (14.0)	10000 (690)
9/16-18	SS-HPP-AN6-10K	0.89 (22.7)	0.63 (15.9)	0.56 (14.1)	10000 (690)
3/4-16	SS-HPP-AN8-10K	1.05 (26.7)	0.81 (20.6)	0.66 (16.7)	10000 (690)
7/8-14	SS-HPP-AN10-10K	1.19 (30.3)	0.94 (23.8)	0.76 (19.3)	10000 (690)
1 1/16-12	SS-HPP-AN12-10K	1.37 (34.9)	1.13 (28.6)	0.86 (21.9)	10000 (690)
1 5/16-12	SS-HPP-AN16-10K	1.51 (38.3)	1.37 (34.9)	0.91 (23.1)	10000 (690)



Male BSP

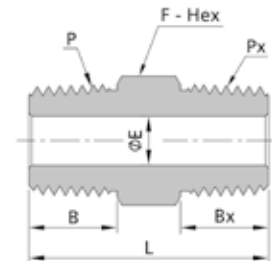
P-ISO Parallel	#	Dimensions - in. (mm)			psig (bar)
		L	F	B	
G 1/4	SS-HPP-HBP4	0.72 (18.2)	0.63 (16.2)	0.43 (11)	10000 (690)
G 3/8	SS-HPP-HBP6	0.8 (20.2)	0.81 (20.6)	0.47 (12)	10000 (690)
G 1/2	SS-HPP-HBP8	0.95 (24.2)	1.00 (25.4)	0.55 (14)	10000 (690)
G 3/4	SS-HPP-HBP12	1.11 (28.2)	1.25 (31.8)	0.63 (16)	10000 (690)
G 1	SS-HPP-HBP16	1.35 (34.2)	1.50 (38.1)	0.75 (19)	10000 (690)



HEX NIPPLES



Male NPT threads

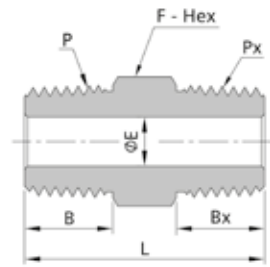
P-NPT	Px-NPT	#	Dimensions - in. (mm)				psig (bar)
			L	F	B	Bx	
1/8	1/8	SS-HPHN-NS2-10K	1.05 (26.6)	0.44 (11.11)	0.38 (9.7)	0.38 (9.7)	10000 (690)
1/4	1/8	SS-HPHN-NS4-NS2-10K	1.30 (32.9)	0.56 (14.3)	0.56 (14.3)	0.38 (9.7)	10000 (690)
1/4	1/4	SS-HPHN-NS4-10K	1.47 (37.4)	0.56 (14.3)	0.56 (14.2)	0.56 (14.2)	10000 (690)
3/8	1/8	SS-HPHN-NS6-NS2-10K	1.34 (34.1)	0.69 (17.5)	0.56 (14.2)	0.38 (9.7)	10000 (690)
3/8	1/4	SS-HPHN-NS6-NS4-10K	1.52 (38.6)	0.69 (17.5)	0.56 (14.2)	0.56 (14.2)	10000 (690)
3/8	3/8	SS-HPHN-NS6-10K	1.52 (38.6)	0.69 (17.5)	0.56 (14.2)	0.38 (9.6)	10000 (690)
1/2	1/8	SS-HPHN-NS8-NS2-10K	1.58 (40.2)	0.87 (22.2)	0.75 (19.1)	0.38 (9.7)	10000 (690)
1/2	1/4	SS-HPHN-NS8-NS4-10K	1.76 (44.7)	0.87 (22.2)	0.75 (19.1)	0.56 (14.2)	10000 (690)
1/2	3/8	SS-HPHN-NS8-NS6-10K	1.76 (44.7)	0.87 (22.2)	0.75 (19.1)	0.56 (14.2)	10000 (690)
1/2	1/2	SS-HPHN-NS8-10K	1.94 (49.6)	0.87 (22.2)	0.75 (19.1)	0.75 (19.1)	10000 (690)
3/4	1/8	SS-HPHN-NS12-NS2	1.67 (42.4)	1.06 (27.0)	0.75 (19.1)	0.38 (9.7)	10000 (690)
3/4	1/4	SS-HPHN-NS12-NS4	1.85 (46.9)	1.06 (27.0)	0.75 (19.1)	0.56 (14.2)	10000 (690)
3/4	3/8	SS-HPHN-NS12-NS6	1.85 (46.9)	1.06 (27.0)	0.75 (19.1)	0.56 (14.2)	10000 (690)
3/4	1/2	SS-HPHN-NS12-NS8	2.04 (51.8)	1.06 (27.0)	0.75 (19.1)	0.75 (19.1)	10000 (690)
3/4	3/4	SS-HPHN-NS12	2.04 (51.8)	1.06 (27.0)	0.75 (19.1)	0.75 (19.1)	10000 (690)
1	1/8	SS-HPHN-NS16-NS2	1.96 (49.8)	1.37 (34.9)	0.94 (23.9)	0.38 (9.7)	10000 (690)
1	1/4	SS-HPHN-NS16-NS4	2.14 (54.3)	1.37 (34.9)	0.94 (23.9)	0.56 (14.2)	10000 (690)
1	3/8	SS-HPHN-NS16-NS6	2.14 (54.3)	1.37 (34.9)	0.94 (23.9)	0.56 (14.2)	10000 (690)
1	1/2	SS-HPHN-NS16-NS8	2.33 (59.2)	1.37 (34.9)	0.94 (23.9)	0.75 (19.1)	10000 (690)
1	3/4	SS-HPHN-NS16-NS12	2.33 (59.2)	1.37 (34.9)	0.94 (23.9)	0.75 (19.1)	10000 (690)
1	1	SS-HPHN-NS16	2.52 (64.0)	1.37 (34.9)	0.94 (23.9)	0.94 (23.9)	10000 (690)





10,000 PSI HIGH PRESSURE THREADED PIPE FITTINGS

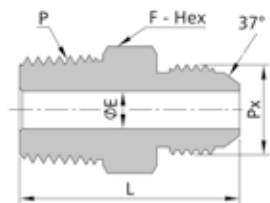
Male NPT threads / Male BSPT threads

		#	Dimensions - in. (mm)				
P-NPT	Px-ISO Tapered		L	F	B	Bx	
1/8	1/8	SS-HPHN-NS2-RT2-10K	1.05 (26.6)	0.44 (11.11)	0.38 (9.7)	0.38 (9.7)	10000 (690)
1/4	1/8	SS-HPHN-NS4-RT2-10K	1.30 (32.9)	0.56 (14.3)	0.56 (14.3)	0.38 (9.7)	10000 (690)
1/4	1/4	SS-HPHN-NS4-RT4-10K	1.47 (37.4)	0.56 (14.3)	0.56 (14.2)	0.56 (14.2)	10000 (690)
3/8	1/8	SS-HPHN-NS6-RT2-10K	1.34 (34.1)	0.69 (17.5)	0.56 (14.2)	0.38 (9.7)	10000 (690)
3/8	1/4	SS-HPHN-NS6-RT4-10K	1.52 (38.6)	0.69 (17.5)	0.56 (14.2)	0.56 (14.2)	10000 (690)
3/8	3/8	SS-HPHN-NS6-RT6-10K	1.52 (38.6)	0.69 (17.5)	0.56 (14.2)	0.56 (14.2)	10000 (690)
1/2	1/8	SS-HPHN-NS8-RT2-10K	1.58 (40.2)	0.87 (22.2)	0.75 (19.1)	0.38 (9.7)	10000 (690)
1/2	1/4	SS-HPHN-NS8-RT4-10K	1.76 (44.7)	0.87 (22.2)	0.75 (19.1)	0.56 (14.2)	10000 (690)
1/2	3/8	SS-HPHN-NS8-RT6-10K	1.76 (44.7)	0.87 (22.2)	0.75 (19.1)	0.56 (14.2)	10000 (690)
1/2	1/2	SS-HPHN-NS8-RT8-10K	1.95 (49.6)	0.87 (22.2)	0.75 (19.1)	0.75 (19.1)	10000 (690)
3/4	1/8	SS-HPHN-NS12-RT4	1.67 (42.4)	1.06 (27.0)	0.75 (19.1)	0.38 (9.7)	10000 (690)
3/4	1/4	SS-HPHN-NS12-RT4	1.85 (46.9)	1.06 (27.0)	0.75 (19.1)	0.56 (14.2)	10000 (690)
3/4	3/8	SS-HPHN-NS12-RT6	1.85 (46.9)	1.06 (27.0)	0.75 (19.1)	0.56 (14.2)	10000 (690)
3/4	1/2	SS-HPHN-NS12-RT8	2.04 (51.8)	1.06 (27.0)	0.75 (19.1)	0.75 (19.1)	10000 (690)
3/4	3/4	SS-HPHN-NS12-RT12	2.04 (51.8)	1.06 (27.0)	0.75 (19.1)	0.75 (19.1)	10000 (690)
1	1/8	SS-HPHN-NS16-RT2	1.96 (49.8)	1.37 (34.9)	0.94 (23.9)	0.38 (9.7)	10000 (690)
1	1/4	SS-HPHN-NS16-RT4	2.14 (54.3)	1.37 (34.9)	0.94 (23.9)	0.56 (14.2)	10000 (690)
1	3/8	SS-HPHN-NS16-RT6	2.14 (54.3)	1.37 (34.9)	0.94 (23.9)	0.56 (14.2)	10000 (690)
1	1/2	SS-HPHN-NS16-RT8	2.33 (59.2)	1.37 (34.9)	0.94 (23.9)	0.75 (19.1)	10000 (690)
1	3/4	SS-HPHN-NS16-RT12	2.33 (59.2)	1.37 (34.9)	0.94 (23.9)	0.75 (19.1)	10000 (690)
1	1	SS-HPHN-NS16-RT16	2.52 (64.0)	1.37 (34.9)	0.94 (23.9)	0.94 (23.9)	10000 (690)





Male NPT threads / Male JIC

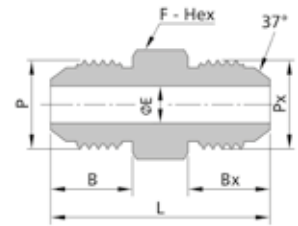
		#	Dimensions - in. (mm)			
P-NPT	Px-SAE/MS		L	F	E	
1/8	7/16-20	SS-HPHN-NS2-AN4-10K	1.23 (31.3)	0.50 (12.7)	0.17 (4.4)	10000 (690)
1/8	9/16-18	SS-HPHN-NS2-AN6-10K	1.31 (33.4)	0.63 (15.9)	0.22 (5.5)	10000 (690)
1/4	7/16-20	SS-HPHN-NS4-AN4-10K	1.46 (37.2)	0.56 (14.3)	0.17 (4.4)	10000 (690)
1/4	9/16-18	SS-HPHN-NS4-AN6-10K	1.49 (37.9)	0.63 (15.9)	0.28 (7.1)	10000 (690)
1/4	3/4-16	SS-HPHN-NS4-AN8-10K	1.65 (41.9)	0.81 (20.6)	0.28 (7.1)	10000 (690)
3/8	9/16-18	SS-HPHN-NS6-AN6-10K	1.52 (38.6)	0.69 (17.5)	0.30 (7.5)	10000 (690)
3/8	3/4-16	SS-HPHN-NS6-AN8-10K	1.62 (41.1)	0.81 (20.6)	0.38 (9.6)	10000 (690)
3/8	7/8-14	SS-HPHN-NS6-AN10-10K	1.79 (45.5)	0.94 (23.8)	0.38 (9.6)	10000 (690)
1/2	7/16-20	SS-HPHN-NS8-AN4-10K	1.75 (44.5)	0.87 (22.2)	0.17 (4.4)	10000 (690)
1/2	9/16-18	SS-HPHN-NS8-AN6-10K	1.75 (44.6)	0.87 (22.2)	0.30 (7.5)	10000 (690)
1/2	3/4-16	SS-HPHN-NS8-AN8-10K	1.86 (47.2)	0.87 (22.2)	0.39 (9.9)	10000 (690)
1/2	7/8-14	SS-HPHN-NS8-AN10-10K	1.98 (50.4)	0.94 (23.8)	0.47 (11.9)	10000 (690)
3/4	3/4-16	SS-HPHN-NS12-AN8	1.94 (49.4)	1.06 (27.0)	0.31 (8.0)	10000 (690)
3/4	7/8-14	SS-HPHN-NS12-AN10	2.05 (52.0)	1.06 (27.0)	0.37 (9.4)	10000 (690)
3/4	1 1/16-12	SS-HPHN-NS12-AN12	2.17 (55.0)	1.13 (28.6)	0.46 (11.6)	10000 (690)
3/4	1 5/16-12	SS-HPHN-NS12-AN16	2.30 (58.4)	1.37 (34.9)	0.57 (14.6)	10000 (690)
1	1 1/16-12	SS-HPHN-NS16-AN12	2.44 (62.0)	1.37 (34.9)	0.46 (11.6)	10000 (690)
1	1 5/16-12	SS-HPHN-NS16-AN16	1.49 (63.2)	1.37 (34.9)	0.57 (14.6)	10000 (690)





10,000 PSI HIGH PRESSURE THREADED PIPE FITTINGS

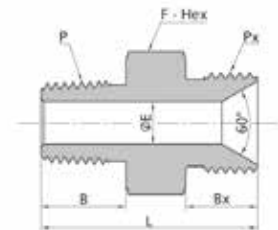
Male JIC

		#	Dimensions - in. (mm)				
P-SAE/MS	Px-SAE/MS		L	F	B	Bx	
7/16-20	7/16-20	SS-HPHN-AN4-10K	1.40 (35.6)	0.50 (12.7)	0.55 (14.0)	0.55 (14.0)	10000 (690)
9/16-18	7/16-20	SS-HPHN-AN6-AN4-10K	1.48 (37.7)	0.63 (15.9)	0.56 (14.3)	0.55 (14.0)	10000 (690)
9/16-18	9/16-18	SS-HPHN-AN6-10K	1.49 (37.8)	0.63 (15.9)	0.56 (14.1)	0.56 (14.1)	10000 (690)
3/4-16	9/16-18	SS-HPHN-AN8-AN6-10K	1.65 (41.8)	0.81 (20.6)	0.66 (16.7)	0.56 (14.1)	10000 (690)
3/4-16	3/4-16	SS-HPHN-AN8-10K	1.75 (44.4)	0.81 (20.6)	0.66 (16.7)	0.66 (16.7)	10000 (690)
7/8-14	9/16-18	SS-HPHN-AN10-AN6-10K	1.79 (45.4)	0.94 (23.8)	0.76 (19.3)	0.56 (14.1)	10000 (690)
7/8-14	3/4-16	SS-HPHN-AN10-AN8-10K	1.89 (48.0)	0.94 (23.8)	0.76 (19.3)	0.66 (16.7)	10000 (690)
7/8-14	7/8-14	SS-HPHN-AN10-10K	1.99 (50.6)	0.94 (23.8)	0.75 (19.3)	0.76 (19.3)	10000 (690)
1 1/16-12	3/4-16	SS-HPHN-AN12-AN8-10K	2.07 (52.6)	1.13 (28.6)	0.86 (21.9)	0.66 (16.7)	10000 (690)
1 1/16-12	7/8-14	SS-HPHN-AN12-AN10-10K	2.17 (55.2)	1.13 (28.6)	0.86 (21.9)	0.76 (19.3)	10000 (690)
1 1/16-12	1 1/16-12	SS-HPHN-AN12-10K	2.28 (57.8)	1.13 (28.6)	0.86 (21.9)	0.86 (21.9)	10000 (690)
1 5/16-12	7/8-14	SS-HPHN-AN16-AN10-10K	2.31 (58.6)	1.37 (34.9)	0.91 (23.1)	0.76 (19.3)	10000 (690)
1 5/16-12	1 1/16-12	SS-HPHN-AN16-AN12-10K	2.41 (61.2)	1.37 (34.9)	0.91 (23.1)	0.86 (21.9)	10000 (690)
1 5/16-12	1 1/16-12	SS-HPHN-AN16-10K	2.46 (62.4)	1.37 (34.9)	0.91 (23.1)	0.91 (23.1)	10000 (690)





Male NPT / Male BSPP threads

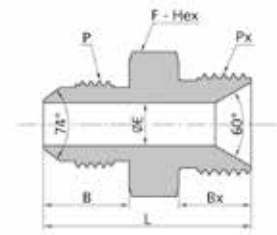
		#	Dimensions - in. (mm)					
P-NPT	Px-ISO parallel		L	F	B	Bx	E	
1/8	G 1/4	SS-HPHN-NS2-HBP4	1.15 (29.3)	0.63 (15.9)	0.38 (9.7)	0.43 (11.0)	0.19 (4.7)	10000 (690)
1/8	G 3/8	SS-HPHN-NS2-HBP6	1.25 (31.8)	0.81 (20.6)	0.38 (9.8)	0.47 (12.0)	0.22 (5.5)	10000 (690)
1/4	G 1/4	SS-HPHN-NS4-HBP4	1.33 (33.8)	0.63 (15.9)	0.56 (14.2)	0.43 (11.0)	0.19 (4.7)	10000 (690)
1/4	G 3/8	SS-HPHN-NS4-HBP6	1.43 (36.2)	0.81 (20.6)	0.56 (14.2)	0.47 (12.0)	0.28 (7.1)	10000 (690)
1/4	G 1/2	SS-HPHN-NS4-HBP8	1.77 (44.9)	1.00 (25.4)	0.56 (14.2)	0.75 (19.1)	0.28 (7.1)	10000 (690)
3/8	G 1/4	SS-HPHN-NS6-HBP4	1.35 (34.4)	0.69 (17.5)	0.56 (14.2)	0.43 (11.0)	0.19 (4.7)	10000 (690)
3/8	G 3/8	SS-HPHN-NS6-HBP6	1.43 (36.2)	0.81 (20.6)	0.56 (14.2)	0.47 (12.0)	0.31 (7.9)	10000 (690)
3/8	G 1/2	SS-HPHN-NS6-HBP8	1.77 (44.9)	1.00 (25.4)	0.56 (14.2)	0.75 (19.1)	0.38 (9.6)	10000 (690)
1/2	G 1/4	SS-HPHN-NS8-HBP4	1.55 (39.3)	0.69 (17.5)	0.75 (19.1)	0.43 (11.0)	0.19 (4.7)	10000 (690)
1/2	G 3/8	SS-HPHN-NS8-HBP6	1.62 (41.1)	0.81 (20.6)	0.75 (19.1)	0.47 (12.0)	0.31 (7.9)	10000 (690)
1/2	G 1/2	SS-HPHN-NS8-HBP8	1.96 (49.8)	1.00 (25.4)	0.75 (19.1)	0.75 (19.1)	0.47 (11.9)	10000 (690)





10,000 PSI HIGH PRESSURE THREADED PIPE FITTINGS

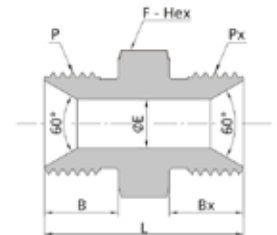
Male JIC / Male BSPP

		#	Dimensions - in. (mm)				
P-SAE/MS	Px-ISO Parallel		L	F	B	Bx	
7/16-20	G 1/4	SS-HPHN-AN4-HBP4	1.27 (32.2)	0.63 (15.9)	0.55 (14.0)	0.43 (11.0)	10000 (690)
7/16-20	G 3/8	SS-HPHN-AN4-HBP6	1.35 (34.2)	0.81 (20.6)	0.55 (14.0)	0.47 (12.0)	10000 (690)
9/16-18	G 1/4	SS-HPHN-AN4-HBP4	1.27 (32.2)	0.63 (15.9)	0.56 (14.1)	0.43 (11.0)	10000 (690)
9/16-18	G 3/8	SS-HPHN-AN6-HBP6	1.35 (34.3)	0.81 (20.6)	0.56 (14.1)	0.47 (12.0)	10000 (690)
9/16-18	G 1/2	SS-HPHN-AN6-HBP8	1.51 (38.3)	1.00 (25.4)	0.56 (14.1)	0.55 (14.0)	10000 (690)
3/4-16	G 1/4	SS-HPHN-AN8-HBP4	1.41 (35.9)	0.81 (20.6)	0.66 (16.7)	0.43 (11.0)	10000 (690)
3/4-16	G 3/8	SS-HPHN-AN8-HBP6	1.45 (36.9)	0.81 (20.6)	0.66 (16.7)	0.47 (12.0)	10000 (690)
3/4-16	G 1/2	SS-HPHN-AN8-HBP8	1.61 (40.9)	1.00 (25.4)	0.66 (16.7)	0.55 (14.0)	10000 (690)
7/8-14	G 1/4	SS-HPHN-AN10-HBP4	1.59 (40.5)	0.94 (23.8)	0.76 (19.3)	0.43 (11.0)	10000 (690)
7/8-14	G 3/8	SS-HPHN-AN10-HBP6	1.63 (41.5)	0.94 (23.8)	0.76 (19.3)	0.47 (12.0)	10000 (690)
7/8-14	G 1/2	SS-HPHN-AN10-HBP8	1.71 (43.5)	1.00 (25.4)	0.76 (19.3)	0.55 (14.0)	10000 (690)
1 1/16-12	G 1/2	SS-HPHN-AN12-HBP8	1.89 (48.1)	1.13 (28.5)	0.86 (21.9)	0.55 (14.0)	10000 (690)
1 1/16-12	G 3/4	SS-HPHN-AN12-HBP12	1.97 (50.1)	1.25 (31.8)	0.86 (21.9)	0.63 (16.0)	10000 (690)
1 1/16-12	G 1	SS-HPHN-AN12-HBP16	2.21 (56.1)	1.50 (38.1)	0.86 (21.9)	0.75 (19.0)	10000 (690)
1 5/16-12	G 1/2	SS-HPHN-AN16-HBP8	2.06 (52.3)	1.37 (34.9)	0.91 (23.1)	0.55 (14.0)	10000 (690)
1 5/16-12	G 3/4	SS-HPHN-AN16-HBP12	2.14 (54.3)	1.37 (34.9)	0.91 (23.1)	0.63 (16.0)	10000 (690)
1 5/16-12	G 1	SS-HPHN-AN16-HBP16	2.26 (57.3)	1.50 (38.1)	0.91 (23.1)	0.75 (19.0)	10000 (690)



Male BSPP



		#	Dimensions - in. (mm)				
P-ISO Parallel	Px-ISO Parallel		L	F	B	Bx	
G 1/4	G 1/4	SS-HPHN-HBP4	1.15 (29.2)	0.63 (15.9)	0.43 (11.0)	0.43 (11.0)	10000 (690)
G 3/8	G 1/4	SS-HPHN-HBP6-HBP4	1.23 (31.2)	0.81 (20.6)	0.47 (12.0)	0.43 (11.0)	10000 (690)
G 3/8	G 3/8	SS-HPHN-HBP6	1.27 (32.2)	0.81 (20.6)	0.47 (12.0)	0.47 (12.0)	10000 (690)
G 1/2	G 1/4	SS-HPHN-HBP8-HBP4	1.39 (35.2)	1.00 (25.4)	0.55 (14.0)	0.43 (11.0)	10000 (690)
G 1/2	G 3/8	SS-HPHN-HBP8-HBP6	1.43 (36.2)	1.00 (25.4)	0.55 (14.0)	0.47 (12.0)	10000 (690)
G 1/2	G 1/2	SS-HPHN-HBP8	1.50 (38.2)	1.00 (25.4)	0.55 (14.0)	0.55 (14.0)	10000 (690)
G 3/4	G 3/4	SS-HPHN-HBP12-HBP6	1.58 (40.2)	1.25 (31.8)	0.63 (16.0)	0.47 (12.0)	10000 (690)
G 3/4	G 1/2	SS-HPHN-HBP12-HBP8	1.66 (42.2)	1.25 (31.8)	0.63 (16.0)	0.55 (14.0)	10000 (690)
G 3/4	G 3/4	SS-HPHN-HBP12	1.74 (44.2)	1.25 (31.8)	0.63 (16.0)	0.63 (16.0)	10000 (690)
G 1	G 1/2	SS-HPHN-HBP16-HBP8	1.90 (48.2)	1.50 (38.1)	0.75 (19.0)	0.55 (14.0)	10000 (690)
G 1	G 3/4	SS-HPHN-HBP16-HBP12	1.98 (50.2)	1.50 (38.1)	0.75 (19.0)	0.63 (16.0)	10000 (690)
G 1	G 1	SS-HPHN-HBP16	2.09 (53.2)	1.50 (38.1)	0.75 (19.0)	0.75 (19.0)	10000 (690)

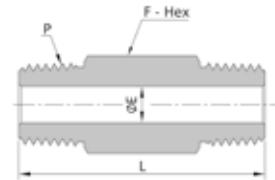


10,000 PSI HIGH PRESSURE THREADED PIPE FITTINGS

HEX LONG NIPPLES



Male NPT threads

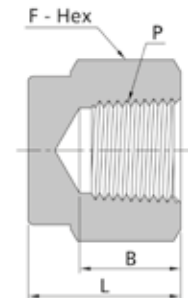
 P-NPT	#	Dimensions - in. (mm)			 psig (bar)
		L	F	E	
1/8	SS-HPLN-NS2-1.5-10K	1.50 (38.1)	0.44 (11.11)	0.22 (5.5)	10000 (690)
1/8	SS-HPLN-NS2-2-10K	2.00 (50.8)	0.44 (11.11)	0.22 (5.5)	10000 (690)
1/8	SS-HPLN-NS2-2.5-10K	2.50 (63.5)	0.44 (11.11)	0.22 (5.5)	10000 (690)
1/8	SS-HPLN-NS2-3-10K	3.00 (76.2)	0.44 (11.11)	0.22 (5.5)	10000 (690)
1/4	SS-HPLN-NS4-2-10K	2.00 (50.8)	0.56 (14.3)	0.28 (7.1)	10000 (690)
1/4	SS-HPLN-NS4-2.5-10K	2.50 (63.5)	0.56 (14.3)	0.28 (7.1)	10000 (690)
1/4	SS-HPLN-NS4-3-10K	3.00 (76.2)	0.56 (14.3)	0.28 (7.1)	10000 (690)
1/4	SS-HPLN-NS4-4-10K	4.00 (101.6)	0.56 (14.3)	0.28 (7.1)	10000 (690)
3/8	SS-HPLN-NS6-2-10K	2.00 (50.8)	0.69 (17.5)	0.38 (9.6)	10000 (690)
3/8	SS-HPLN-NS6-2.5-10K	2.50 (63.5)	0.69 (17.5)	0.38 (9.6)	10000 (690)
3/8	SS-HPLN-NS6-3-10K	3.00 (76.2)	0.69 (17.5)	0.38 (9.6)	10000 (690)
3/8	SS-HPLN-NS6-4-10K	4.00 (101.6)	0.69 (17.5)	0.38 (9.6)	10000 (690)
1/2	SS-HPLN-NS8-3-10K	3.00 (76.2)	0.87 (22.2)	0.47 (11.9)	10000 (690)
1/2	SS-HPLN-NS8-4-10K	4.00 (101.6)	0.87 (22.2)	0.47 (11.9)	10000 (690)
1/2	SS-HPLN-NS8-6-10K	6.00 (152.4)	0.87 (22.2)	0.47 (11.9)	10000 (690)
3/4	SS-HPLN-NS12-3	3.00 (76.2)	1.06 (27.0)	0.58 (14.8)	10000 (690)
3/4	SS-HPLN-NS12-4	4.00 (101.6)	1.06 (27.0)	0.58 (14.8)	10000 (690)
1	SS-HPLN-NS16-3	3.00 (76.2)	1.37 (34.9)	0.79 (20.0)	10000 (690)
1	SS-HPLN-NS16-4	4.00 (101.6)	1.37 (34.9)	0.79 (20.0)	10000 (690)





PIPE CAPS

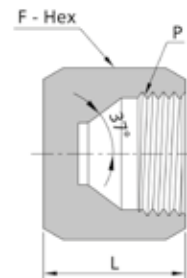
Female NPT threads

 P-NPT	#	Dimensions - in. (mm)			 psig (bar)
		L	F	B	
1/8	SS-HPC-NS2-10K	0.75 (19.1)	0.56 (14.3)	0.41 (10.4)	10000 (690)
1/4	SS-HPC-NS4-10K	0.91 (23.1)	0.75 (19.1)	0.59 (15.0)	10000 (690)
3/8	SS-HPC-NS6-10K	1.03 (26.2)	0.94 (23.8)	0.59 (15.0)	10000 (690)
1/2	SS-HPC-NS8-10K	1.34 (34.0)	1.19 (30.2)	0.78 (19.8)	10000 (690)
3/4	SS-HPC-NS12	1.62 (36.6)	1.50 (38.1)	0.81 (20.6)	10000 (690)
1	SS-HPC-NS16	1.62 (41.1)	44.5 (1.75)	1.00 (25.4)	10000 (690)




Female JIC

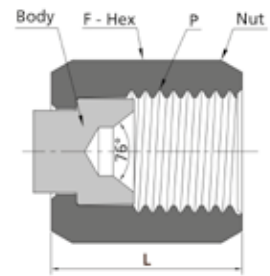
 P-SAE/MS	#	Dimensions - in. (mm)		 psig (bar)
		L	F	
7/16-20	SS-HPC-AN4-10K	0.59 (15.1)	0.56 (14.3)	10000 (690)
9/16-18	SS-HPC-AN6-10K	0.63 (15.9)	0.69 (17.5)	10000 (690)
3/4-16	SS-HPC-AN8-10K	0.75 (19.1)	0.87 (22.2)	10000 (690)
7/8-14	SS-HPC-AN10-10K	0.84 (21.4)	1.00 (25.4)	10000 (690)
1 1/16-12	SS-HPC-AN12-10K	0.91 (23.0)	1.25 (31.8)	10000 (690)
1 5/16-12	SS-HPC-AN16-10K	1.06 (26.8)	1.50 (38.1)	10000 (690)





10,000 PSI HIGH PRESSURE THREADED PIPE FITTINGS

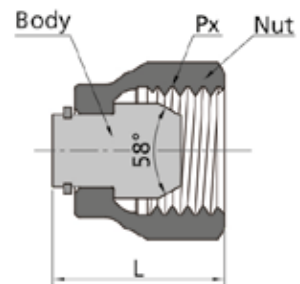
Moveable insert female JIC

 P-SAE/MS	#	Dimensions - in. (mm)		 psig (bar)
		L	F	
7/16-20	SS-HMC-AN4-10K	0.68 (17.3)	0.56 (14.3)	10000 (690)
9/16-18	SS-HMC-AN6-10K	0.79 (20.0)	0.69 (17.5)	10000 (690)
3/4-16	SS-HMC-AN8-10K	0.89 (22.6)	0.87 (22.2)	10000 (690)
7/8-14	SS-HMC-AN10-10K	0.99 (25.1)	1.00 (25.4)	10000 (690)
1 1/16-12	SS-HMC-AN12-10K	1.03 (26.2)	1.25 (31.8)	10000 (690)
1 5/16-12	SS-HMC-AN16-10K	1.18 (30.0)	1.50 (38.1)	10000 (690)





Moveable insert female BSPP

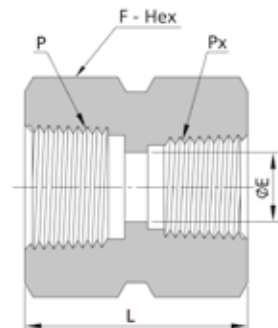
 Px-ISO Parallel	#	Dimensions - in. (mm)		 psig (bar)
		L	F	
G 1/4	SS-HMC-SBP4	0.70 (17.8)	0.63 (15.9)	10000 (690)
G 3/8	SS-HMC-SBP6	0.80 (20.3)	0.81 (20.6)	10000 (690)
G 1/2	SS-HMC-SBP8	0.94 (23.9)	1.00 (25.4)	10000 (690)
G 3/4	SS-HMC-SBP12	1.06 (26.9)	1.25 (31.8)	10000 (690)
G 1	SS-HMC-SBP16	1.33 (33.8)	1.50 (38.1)	10000 (690)



HEX COUPLINGS



Female NPT threads

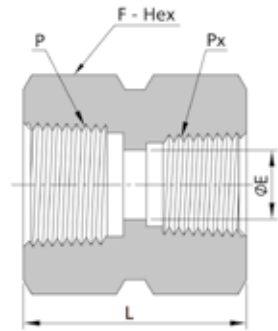
		#	Dimensions - in. (mm)			 psig (bar)
P-NPT	Px-NPT		L	F	E	
1/8	1/8	SS-HPCG-NS2-10K	0.94 (23.8)	0.56 (14.3)	0.31 (8.0)	10000 (690)
1/4	1/8	SS-HPCG-NS4-NS2-10K	1.14 (28.9)	0.75 (19.1)	0.31 (8.0)	10000 (690)
1/4	1/4	SS-HPCG-NS4-10K	1.32 (33.5)	0.75 (19.1)	0.41 (10.4)	10000 (690)
3/8	1/8	SS-HPCG-NS6-NS2-10K	1.14 (28.9)	0.94 (23.8)	0.31 (8.0)	10000 (690)
3/8	1/4	SS-HPCG-NS6-NS4-10K	1.32 (33.5)	0.94 (23.8)	0.41 (10.4)	10000 (690)
3/8	3/8	SS-HPCG-NS6-10K	1.32 (33.5)	0.94 (23.8)	0.54 (13.8)	10000 (690)
1/2	1/8	SS-HPCG-NS8-NS2-10K	1.35 (34.2)	1.19 (30.2)	0.31 (8.0)	10000 (690)
1/2	1/4	SS-HPCG-NS8-NS4-10K	1.53 (38.8)	1.19 (30.2)	0.41 (10.4)	10000 (690)
1/2	3/8	SS-HPCG-NS8-NS6-10K	1.53 (38.8)	1.19 (30.2)	0.54 (13.8)	10000 (690)
1/2	1/2	SS-HPCG-NS8-10K	1.72 (43.8)	1.19 (30.2)	0.67 (17.0)	10000 (690)
3/4	1/8	SS-HPCG-NS12-NS2	1.40 (35.5)	1.50 (38.1)	0.31 (8.0)	10000 (690)
3/4	1/4	SS-HPCG-NS12-NS4	1.58 (40.1)	1.50 (38.1)	0.41 (10.4)	10000 (690)
3/4	3/8	SS-HPCG-NS12-NS6	1.58 (40.1)	1.50 (38.1)	0.54 (13.8)	10000 (690)
3/4	1/2	SS-HPCG-NS12-NS8	1.79 (45.4)	1.50 (38.1)	0.67 (17.0)	10000 (690)
3/4	3/4	SS-HPCG-NS12	1.84 (46.7)	1.50 (38.1)	0.88 (22.3)	10000 (690)
1	1/8	SS-HPCG-NS16-NS2	1.59 (40.5)	1.75 (44.5)	0.31 (8.0)	10000 (690)
1	1/4	SS-HPCG-NS16-NS4	1.76 (44.8)	1.75 (44.5)	0.41 (10.4)	10000 (690)
1	3/8	SS-HPCG-NS16-NS6	1.76 (44.8)	1.75 (44.5)	0.54 (13.8)	10000 (690)
1	1/2	SS-HPCG-NS16-NS8	1.96 (49.7)	1.75 (44.5)	0.67 (17.0)	10000 (690)
1	3/4	SS-HPCG-NS16-NS12	2.00 (50.7)	1.75 (44.5)	0.88 (22.3)	10000 (690)
1	1	SS-HPCG-NS16	2.19 (55.5)	1.75 (44.5)	1.11 (28.1)	10000 (690)





10,000 PSI HIGH PRESSURE THREADED PIPE FITTINGS

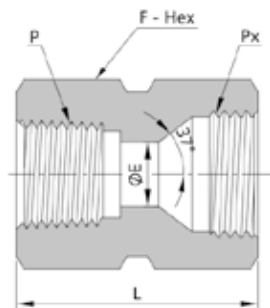
Female NPT threads / Female BSPT threads

		#	Dimensions - in. (mm)			
P-NPT	Px-ISO Tapered		L	F	E	
1/8	1/8	SS-HPCG-NS2-RT2-10K	0.94 (23.8)	0.56 (14.3)	0.31 (8.0)	10000 (690)
1/4	1/8	SS-HPCG-NS4-RT2-10K	1.14 (28.9)	0.75 (19.1)	0.31 (8.0)	10000 (690)
1/4	1/4	SS-HPCG-NS4-RT4-10K	1.32 (33.5)	0.75 (19.1)	0.41 (10.4)	10000 (690)
3/8	1/8	SS-HPCG-NS6-RT2-10K	1.14 (28.9)	0.94 (23.8)	0.31 (8.0)	10000 (690)
3/8	1/4	SS-HPCG-NS6-RT4-10K	1.32 (33.5)	0.94 (23.8)	0.41 (10.4)	10000 (690)
3/8	3/8	SS-HPCG-NS6-RT6-10K	1.32 (33.5)	0.94 (23.8)	0.54 (13.8)	10000 (690)
1/2	1/8	SS-HPCG-NS8-RT2-10K	1.35 (34.2)	1.19 (30.2)	0.31 (8.0)	10000 (690)
1/2	1/4	SS-HPCG-NS8-RT4-10K	1.53 (38.8)	1.19 (30.2)	0.41 (10.4)	10000 (690)
1/2	3/8	SS-HPCG-NS8-RT6-10K	1.53 (38.8)	1.19 (30.2)	0.54 (13.8)	10000 (690)
1/2	1/2	SS-HPCG-NS8-RT8-10K	1.72 (43.8)	1.19 (30.2)	0.67 (17.0)	10000 (690)
3/4	1/8	SS-HPCG-NS12-RT2	1.40 (35.5)	1.50 (38.1)	0.31 (8.0)	10000 (690)
3/4	1/4	SS-HPCG-NS12-RT4	1.58 (40.1)	1.50 (38.1)	0.41 (10.4)	10000 (690)
3/4	3/8	SS-HPCG-NS12-RT6	1.58 (40.1)	1.50 (38.1)	0.54 (13.8)	10000 (690)
3/4	1/2	SS-HPCG-NS12-RT8	1.79 (45.4)	1.50 (38.1)	0.67 (17.0)	10000 (690)
3/4	3/4	SS-HPCG-NS12-RT12	1.84 (46.7)	1.50 (38.1)	0.88 (22.3)	10000 (690)
1	1/8	SS-HPCG-NS16-RT2	1.59 (40.5)	1.75 (44.5)	0.31 (8.0)	10000 (690)
1	1/4	SS-HPCG-NS16-RT4	1.76 (44.8)	1.75 (44.5)	0.41 (10.4)	10000 (690)
1	3/8	SS-HPCG-NS16-RT6	1.76 (44.8)	1.75 (44.5)	0.54 (13.8)	10000 (690)
1	1/2	SS-HPCG-NS16-RT8	1.96 (49.7)	1.75 (44.5)	0.67 (17.0)	10000 (690)
1	3/4	SS-HPCG-NS16-RT12	2.00 (50.7)	1.75 (44.5)	0.88 (22.3)	10000 (690)
1	1	SS-HPCG-NS16-RT16	2.19 (55.5)	1.75 (44.5)	1.11 (28.1)	10000 (690)





Female NPT threads / Female JIC

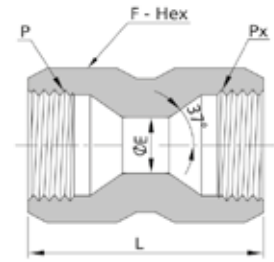
		#	Dimensions - in. (mm)			
P-NPT	Px-SAE/MS		L	F	E	
1/8	7/16-20	SS-HPCG-NS2-AN4-10K	1.12 (28.4)	0.56 (14.3)	0.17 (4.3)	10000 (690)
1/4	7/16-20	SS-HPCG-NS4-AN4-10K	1.33 (33.7)	0.75 (19.1)	0.17 (4.3)	10000 (690)
1/4	9/16-18	SS-HPCG-NS4-AN6-10K	1.36 (34.5)	0.75 (19.1)	0.30 (7.5)	10000 (690)
3/8	7/16-20	SS-HPCG-NS6-AN4-10K	1.33 (33.7)	0.94 (23.8)	0.17 (4.3)	10000 (690)
3/8	9/16-18	SS-HPCG-NS6-AN6-10K	1.36 (34.5)	0.94 (23.8)	0.30 (7.5)	10000 (690)
3/8	3/4-16	SS-HPCG-NS6-AN8-10K	1.44 (36.5)	0.94 (23.8)	0.39 (9.9)	10000 (690)
1/2	9/16-18	SS-HPCG-NS8-AN6-10K	1.56 (39.7)	1.19 (30.2)	0.30 (7.5)	10000 (690)
1/2	3/4-16	SS-HPCG-NS8-AN8-10K	1.64 (41.7)	1.19 (30.2)	0.39 (9.9)	10000 (690)
1/2	7/8-14	SS-HPCG-NS8-AN10-10K	1.74 (44.1)	1.19 (30.2)	0.48 (12.3)	10000 (690)



10,000 PSI HIGH PRESSURE THREADED PIPE FITTINGS



Female JIC

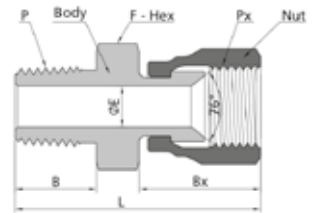
		#	Dimensions - in. (mm)			
P-SAE/MS	Px-SAE/MS		L	F	E	
7/16-20	7/16-20	SS-HPCG-AN4-10K	1.24 (31.5)	0.56 (14.3)	0.17 (4.3)	10000 (690)
9/16-18	7/16-20	SS-HPCG-AN6-AN4-10K	1.27 (32.3)	0.69 (17.5)	0.17 (4.3)	10000 (690)
9/16-18	9/16-18	SS-HPCG-AN6-10K	1.33 (33.8)	0.69 (17.5)	0.30 (7.5)	10000 (690)
3/4-16	9/16-28	SS-HPCG-AN8-AN6-10K	1.39 (35.4)	0.87 (22.2)	0.30 (7.5)	10000 (690)
3/4-16	3/4-16	SS-HPCG-AN8-10K	1.48 (37.6)	0.87 (22.2)	0.39 (9.9)	10000 (690)
7/8-14	3/4-16	SS-HPCG-AN10-AN8-10K	1.57 (40.0)	1.00 (25.4)	0.39 (9.9)	10000 (690)
7/8-14	7/8-14	SS-HPCG-AN10-10K	1.68 (42.6)	1.00 (25.4)	0.48 (12.3)	10000 (690)
1 1/16-12	7/8-14	SS-HPCG-AN12-AN10-10K	1.74 (44.1)	1.25 (31.8)	0.48 (12.3)	10000 (690)
1 1/16-12	1 1/16-12	SS-HPCG-AN12-10K	1.80 (45.8)	1.25 (31.8)	0.61 (15.5)	10000 (690)
1 5/16-12	1 1/16-12	SS-HPCG-AN16-AN12-10K	1.89 (48.1)	1.50 (38.1)	0.61 (15.5)	10000 (690)
1 5/16-12	1 5/16-12	SS-HPCG-AN16-10K	1.97 (50.1)	1.50 (38.1)	0.84 (21.44)	10000 (690)





SWIVEL COUPLINGS

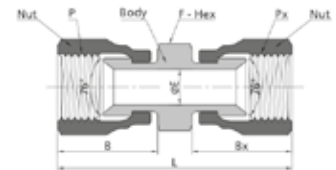
Male NPT threads / Female JIC swivel

		#	Dimensions - in. (mm)				
P-NPT	Px-SAE/MS		L	F	B	Bx	
1/8	7/16-20	SS-HPCG-NS2-AS4	1.39 (35.3)	0.56 (14.3)	0.41 (10.4)	0.81 (20.5)	10000 (690)
1/4	7/16-20	SS-HPCG-NS4-AS4	1.62 (41.2)	0.75 (19.1)	0.59 (15.0)	0.81 (20.5)	10000 (690)
1/4	9/16-18	SS-HPCG-NS4-AS6	1.65 (4.9)	0.75 (19.1)	0.59 (15.0)	0.83 (21.2)	10000 (690)
3/8	7/16-20	SS-HPCG-NS6-AS4	1.68 (42.7)	0.94 (23.8)	0.59 (15.0)	0.81 (20.5)	10000 (690)
3/8	9/16-18	SS-HPCG-NS6-AS6	1.71 (43.4)	0.94 (23.8)	0.59 (15.0)	0.83 (21.2)	10000 (690)
3/8	3/4-16	SS-HPCG-NS6-AS8	1.78 (45.2)	0.94 (23.8)	0.59 (15.0)	0.91 (23.0)	10000 (690)
1/2	9/16-18	SS-HPCG-NS8-AS6	1.97 (50.1)	1.19 (30.2)	0.78 (19.8)	0.83 (21.2)	10000 (690)
1/2	3/4-16	SS-HPCG-NS8-AS8	2.04 (51.9)	1.19 (30.2)	0.78 (19.8)	0.91 (23.0)	10000 (690)
1/2	7/8-14	SS-HPCG-NS8-AS10	2.13 (54.2)	1.19 (30.2)	0.78 (19.8)	1.00 (25.3)	10000 (690)



Female JIC threads / Female JIC threads

		#	Dimensions - in. (mm)				
P-SAE/MS	Px-SAE/MS		L	F	B	Bx	
7/16-20	7/16-20	SS-HPCG-AS4	1.90 (48.2)	0.56 (14.3)	0.81 (20.5)	0.81 (20.5)	10000 (690)
9/16-18	7/16-20	SS-HPCG-AS6-AS4	1.93 (48.9)	0.63 (15.9)	0.83 (21.2)	0.81 (20.5)	10000 (690)
9/16-18	9/16-18	SS-HPCG-AS6	1.95 (49.6)	0.63 (15.9)	0.83 (21.2)	0.83 (21.2)	10000 (690)
3/4-16	9/16-18	SS-HPCG-AS8-AS6	2.14 (54.4)	0.87 (22.2)	0.91 (23.0)	0.83 (21.2)	10000 (690)
3/4-16	3/4-16	SS-HPCG-AS8	2.21 (56.2)	0.87 (22.2)	0.91 (23.0)	0.91 (23.0)	10000 (690)
7/8-14	3/4-16	SS-HPCG-AS10-AS8	2.30 (58.5)	1.00 (25.3)	1.00 (25.3)	0.91 (23.0)	10000 (690)
7/8-14	7/8-14	SS-HPCG-AS10	2.39 (60.8)	1.00 (25.3)	1.00 (25.3)	1.00 (25.3)	10000 (690)
1 1/16-12	7/8-14	SS-HPCG-AS12-AS10	2.60 (66.0)	1.25 (31.8)	1.12 (28.5)	1.00 (25.3)	10000 (690)
1 1/16-12	1 1/16-12	SS-HPCG-AS12	2.72 (69.2)	1.25 (31.8)	1.12 (28.5)	1.12 (28.5)	10000 (690)
1 5/16-12	1 1/16-12	SS-HPCG-AS16-AS12	2.96 (75.2)	1.50 (38.1)	1.24 (31.5)	1.12 (28.5)	10000 (690)
1 5/16-12	1 5/16-12	SS-HPCG-AS16	3.08 (78.2)	1.50 (38.1)	1.24 (31.5)	1.24 (31.5)	10000 (690)

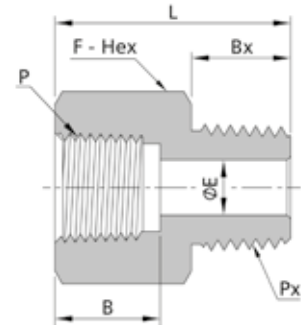


10,000 PSI HIGH PRESSURE THREADED PIPE FITTINGS



ADAPTORS

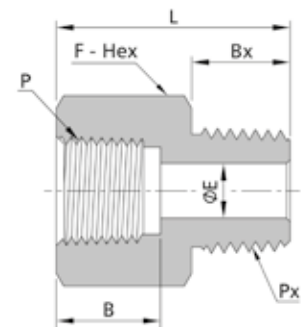
Female NPT threads / Male NPT threads

		#	Dimensions - in. (mm)				
P-NPT	Px-NPT		L	F	B	Bx	
1/8	1/8	SS-HPA-NS2-10K	0.96 (24.5)	0.56 (14.3)	0.41 (10.4)	0.38 (9.7)	10000 (690)
1/8	1/4	SS-HPA-NS2-NS4-10K	1.13 (28.8)	0.56 (14.3)	0.41 (10.4)	0.56 (14.2)	10000 (690)
1/8	3/8	SS-HPA-NS2-NS6-10K	1.14 (29.0)	0.69 (17.5)	0.41 (10.4)	0.56 (14.2)	10000 (690)
1/8	1/2	SS-HPA-NS2-NS8-10K	1.08 (27.4)	0.87 (22.2)	0.41 (10.4)	0.75 (19.1)	10000 (690)
1/8	3/4	SS-HPA-NS2-NS12	1.08 (27.4)	1.06 (27.0)	0.41 (10.4)	0.75 (19.1)	10000 (690)
1/4	1/8	SS-HPA-NS4-NS2-10K	1.25 (31.8)	0.75 (19.1)	0.59 (15.0)	0.38 (9.7)	10000 (690)
1/4	1/4	SS-HPA-NS4-10K	1.37 (34.9)	0.75 (19.1)	0.59 (15.0)	0.56 (14.2)	10000 (690)
1/4	3/8	SS-HPA-NS4-NS6-10K	1.37 (34.9)	0.75 (19.1)	0.59 (15.0)	0.56 (14.2)	10000 (690)
1/4	1/2	SS-HPA-NS4-NS8-10K	1.58 (40.1)	0.87 (22.2)	0.59 (15.0)	0.75 (19.1)	10000 (690)
1/4	3/4	SS-HPA-NS4-NS12	1.34 (34.1)	1.06 (27.0)	0.59 (15.0)	0.75 (19.1)	10000 (690)
1/4	1	SS-HPA-NS4-NS16	1.37 (34.8)	1.37 (34.9)	0.59 (15.0)	0.94 (23.9)	10000 (690)
3/8	1/4	SS-HPA-NS6-NS4-10K	1.42 (36.0)	0.94 (23.8)	0.59 (15.0)	0.56 (14.2)	10000 (690)
3/8	3/8	SS-HPA-NS6-10K	1.42 (36.0)	0.94 (23.8)	0.59 (15.0)	0.56 (14.2)	10000 (690)
3/8	1/2	SS-HPA-NS6-NS8-10K	1.61 (41.0)	0.94 (23.8)	0.59 (15.0)	0.75 (19.1)	10000 (690)
3/8	3/4	SS-HPA-NS6-NS12	1.61 (41.0)	1.13 (28.6)	0.59 (15.0)	0.75 (19.1)	10000 (690)
3/8	1	SS-HPA-NS6-NS16	1.47 (37.3)	1.37 (34.9)	0.59 (15.0)	0.94 (23.9)	10000 (690)
1/2	1/4	SS-HPA-NS8-NS4-10K	1.72 (43.1)	1.19 (30.2)	0.78 (19.8)	0.56 (14.2)	10000 (690)
1/2	3/8	SS-HPA-NS8-NS6-10K	1.72 (43.1)	1.19 (30.2)	0.78 (19.8)	0.56 (14.2)	10000 (690)
1/2	1/2	SS-HPA-NS8-10K	1.89 (48.0)	1.19 (30.2)	0.78 (19.8)	0.75 (19.1)	10000 (690)
1/2	3/4	SS-HPA-NS8-NS12	1.89 (48.0)	1.37 (34.9)	0.78 (19.8)	0.75 (19.1)	10000 (690)
1/2	1	SS-HPA-NS8-NS16	2.08 (52.8)	1.37 (34.9)	0.78 (19.8)	0.94 (23.9)	10000 (690)
3/4	1/2	SS-HPA-NS12-NS8	1.89 (48.1)	1.50 (38.1)	0.81 (20.6)	0.75 (19.0)	10000 (690)
3/4	3/4	SS-HPA-NS12	1.89 (48.1)	1.50 (38.1)	0.81 (20.6)	0.75 (19.1)	10000 (690)
3/4	1	SS-HPA-NS12-NS16	2.08 (52.9)	1.50 (38.1)	0.81 (20.6)	0.94 (23.9)	10000 (690)
1	1/2	SS-HPA-NS16-NS8	2.10 (53.3)	1.75 (44.5)	1.00 (25.4)	0.75 (19.1)	10000 (690)
1	3/4	SS-HPA-NS16-NS12	2.10 (53.3)	1.75 (44.5)	1.00 (25.4)	0.75 (19.1)	10000 (690)
1	1	SS-HPA-NS16	2.29 (58.1)	1.75 (44.5)	1.00 (25.4)	0.94 (23.9)	10000 (690)





Female NPT threads / Male BSPT threads

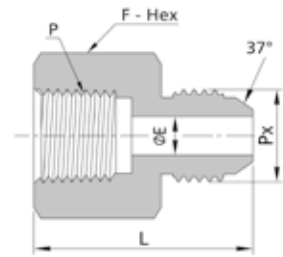
		#	Dimensions - in. (mm)				
P-NPT	Px-ISO Tapered		L	F	B	Bx	
1/8	1/8	SS-HPA-NS2-RT2-10K	0.96 (24.5)	0.56 (14.3)	0.41 (10.4)	0.38 (9.7)	10000 (690)
1/8	1/4	SS-HPA-NS2-RT4-10K	1.13 (28.8)	0.56 (14.3)	0.41 (10.4)	0.56 (14.2)	10000 (690)
1/8	3/8	SS-HPA-NS2-RT6-10K	1.14 (29.0)	0.69 (17.5)	0.41 (10.4)	0.56 (14.2)	10000 (690)
1/8	1/2	SS-HPA-NS2-RT8-10K	1.08 (27.4)	0.87 (22.2)	0.41 (10.4)	0.75 (19.1)	10000 (690)
1/4	1/8	SS-HPA-NS4-RT2-10K	1.25 (31.8)	0.75 (19.1)	0.59 (15.0)	0.38 (9.7)	10000 (690)
1/4	1/4	SS-HPA-NS4-RT4-10K	1.37 (34.9)	0.75 (19.1)	0.59 (15.0)	0.56 (14.2)	10000 (690)
1/4	3/8	SS-HPA-NS4-RT6-10K	1.37 (34.9)	0.75 (19.1)	0.59 (15.0)	0.56 (14.2)	10000 (690)
1/4	1/2	SS-HPA-NS4-RT8-10K	1.58 (40.1)	0.87 (22.2)	0.59 (15.0)	0.75 (19.1)	10000 (690)
3/8	1/4	SS-HPA-NS6-RT4-10K	1.42 (36.0)	0.94 (23.8)	0.59 (15.0)	0.56 (14.2)	10000 (690)
3/8	3/8	SS-HPA-NS6-RT6-10K	1.42 (36.0)	0.94 (23.8)	0.59 (15.0)	0.56 (14.2)	10000 (690)
3/8	1/2	SS-HPA-NS6-RT8-10K	1.61 (41.0)	0.94 (23.8)	0.59 (15.0)	0.75 (19.1)	10000 (690)
1/2	1/4	SS-HPA-NS8-RT4-10K	1.72 (43.1)	1.19 (30.2)	0.78 (19.8)	0.56 (14.2)	10000 (690)
1/2	3/8	SS-HPA-NS8-RT6-10K	1.72 (43.1)	1.19 (30.2)	0.78 (19.8)	0.56 (14.2)	10000 (690)
1/2	1/2	SS-HPA-NS8-RT8-10K	1.89 (48.0)	1.19 (30.2)	0.78 (19.8)	0.75 (19.1)	10000 (690)





10,000 PSI HIGH PRESSURE THREADED PIPE FITTINGS

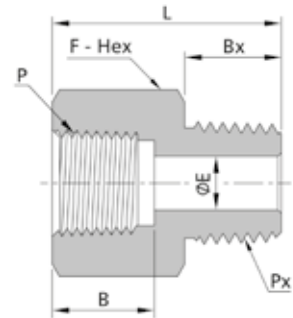
Female NPT threads / Male JIC

		#	Dimensions - in. (mm)			
P-NPT	Px-SAE/MS		L	F	B	
1/8	7/16-20	SS-HPA-NS2-AN4-10K	1.09 (27.8)	0.56 (14.3)	0.17 (4.4)	10000 (690)
1/4	7/16-20	SS-HPA-NS4-AN4-10K	1.32 (33.5)	0.75 (19.1)	0.17 (4.4)	10000 (690)
1/4	9/16-18	SS-HPA-NS4-AN6-10K	1.32 (33.5)	0.75 (19.1)	0.30 (7.5)	10000 (690)
3/8	9/16-18	SS-HPA-NS6-AN6-10K	1.37 (34.8)	0.94 (23.8)	0.30 (7.5)	10000 (690)
3/8	3/4-16	SS-HPA-NS6-AN8-10K	1.47 (37.4)	0.94 (23.8)	0.39 (9.9)	10000 (690)
1/2	3/4-16	SS-HPA-NS8-AN8-10K	1.72 (43.6)	1.19 (30.2)	0.39 (9.9)	10000 (690)
1/2	7/8-14	SS-HPA-NS8-AN10-10K	1.82 (46.2)	1.19 (30.2)	0.48 (12.3)	10000 (690)
1/2	1 1/16-12	SS-HPA-NS8-AN12-10K	1.92 (48.8)	1.19 (30.2)	0.61 (15.5)	10000 (690)
3/4	1 1/16-12	SS-HPA-NS12-AN12	1.89 (47.9)	1.50 (38.1)	0.46 (11.6)	10000 (690)
1	1 5/16-12	SS-HPA-NS16-AN16	2.18 (55.3)	1.75 (44.5)	0.57 (14.6)	10000 (690)





Female BSPT threads / Male NPT threads

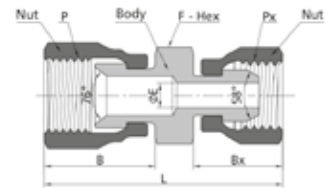
		#	Dimensions - in. (mm)				
P-ISO Tapered	Px-NPT		L	F	B	Bx	
1/8	1/8	SS-HPA-RT2-NS2-10K	0.96 (24.5)	0.56 (14.3)	0.41 (10.4)	0.38 (9.7)	10000 (690)
1/8	1/4	SS-HPA-RT2-NS4-10K	1.13 (28.8)	0.56 (14.3)	0.41 (10.4)	0.56 (14.2)	10000 (690)
1/8	3/8	SS-HPA-RT2-NS6-10K	1.14 (29.0)	0.69 (17.5)	0.41 (10.4)	0.56 (14.2)	10000 (690)
1/8	1/2	SS-HPA-RT2-NS8-10K	1.08 (27.4)	0.87 (22.2)	0.41 (10.4)	0.75 (19.1)	10000 (690)
1/4	1/8	SS-HPA-RT4-NS2-10K	1.25 (31.8)	0.75 (19.1)	0.59 (15.0)	0.38 (9.7)	10000 (690)
1/4	1/4	SS-HPA-RT4-NS4-10K	1.37 (34.9)	0.75 (19.1)	0.59 (15.0)	0.56 (14.2)	10000 (690)
1/4	3/8	SS-HPA-RT4-NS6-10K	1.37 (34.9)	0.75 (19.1)	0.59 (15.0)	0.56 (14.2)	10000 (690)
1/4	1/2	SS-HPA-RT4-NS8-10K	1.58 (40.1)	0.87 (22.2)	0.59 (15.0)	0.75 (19.1)	10000 (690)
3/8	1/4	SS-HPA-RT6-NS4-10K	1.42 (36.0)	0.94 (23.8)	0.59 (15.0)	0.56 (14.2)	10000 (690)
3/8	3/8	SS-HPA-RT6-NS6-10K	1.42 (36.0)	0.94 (23.8)	0.59 (15.0)	0.56 (14.2)	10000 (690)
3/8	1/2	SS-HPA-RT6-NS8-10K	1.61 (41.0)	0.94 (23.8)	0.59 (15.0)	0.75 (19.1)	10000 (690)
1/2	1/4	SS-HPA-RT8-NS4-10K	1.72 (43.1)	1.19 (30.2)	0.78 (19.8)	0.56 (14.2)	10000 (690)
1/2	3/8	SS-HPA-RT8-NS6-10K	1.72 (43.1)	1.19 (30.2)	0.78 (19.8)	0.56 (14.2)	10000 (690)
1/2	1/2	SS-HPA-RT8-NS8-10K	1.89 (48.0)	1.19 (30.2)	0.78 (19.8)	0.75 (19.1)	10000 (690)





10,000 PSI HIGH PRESSURE THREADED PIPE FITTINGS

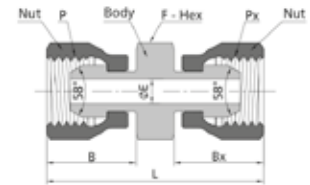
Female swivel JIC / Swivel BSPP threads

		#	Dimensions - in. (mm)				
P-SAE/MS	Px-BSPP		L	F	B	Bx	
7/16-20	G 1/4	SS-HPCG-AS4-SBP4	1.76 (44.7)	0.63 (15.9)	0.81 (20.5)	0.57 (17.0)	10000 (690)
7/16-20	G 3/8	SS-HPCG-AS4-SBP6	1.88 (47.7)	0.81 (20.6)	0.81 (20.5)	0.75 (19.0)	10000 (690)
9/16-18	G 1/4	SS-HPCG-AS6-SBP4	1.79 (45.4)	0.63 (15.9)	0.83 (21.2)	0.67 (17.0)	10000 (690)
9/16-18	G 3/8	SS-HPCG-AS6-SBP6	1.91(48.4)	0.81 (20.6)	0.83 (21.2)	0.75 (21.2)	10000 (690)
9/16-18	G 1/2	SS-HPCG-AS6-SBP8	2.10 (53.4)	1.00 (25.4)	0.83 (21.2)	0.87 (22.0)	10000 (690)
3/4-16	G 1/4	SS-HPCG-AS8-SBP4	1.98 (50.2)	0.87 (22.2)	0.91 (23.0)	0.67 (17.0)	10000 (690)
3/4-16	G 3/8	SS-HPCG-AS8-SBP6	2.06 (52.2)	0.87 (22.2)	0.91 (23.0)	0.75 (19.0)	10000 (690)
3/4-16	G 1/2	SS-HPCG-AS8-SBP8	2.17 (55.2)	1.00 (25.4)	0.91 (23.0)	0.87 (22.0)	10000 (690)
7/8-14	G 1/4	SS-HPCG-AS10-SBP4	2.07 (52.5)	1.00 (25.4)	1.00 (25.3)	0.67 (17.0)	10000 (690)
7/8-14	G 3/8	SS-HPCG-AS10-SBP6	2.15 (54.5)	1.00 (25.4)	1.00 (25.3)	0.75 (19.0)	10000 (690)
7/8-14	G 1/2	SS-HPCG-AS10-SBP8	2.26 (57.5)	1.00 (25.4)	1.00 (25.3)	0.87 (22.0)	10000 (690)
1 1/16-12	G 1/2	SS-HPCG-AS12-SBP8	2.47 (62.7)	1.25 (31.8)	1.12 (28.5)	0.87 (22.0)	10000 (690)
1 1/16-12	G 3/4	SS-HPCG-AS12-SBP12	2.59 (65.7)	1.25 (31.8)	1.12 (28.5)	0.98 (25.0)	10000 (690)
1 1/16-12	G 1	SS-HPCG-AS12-SBP16	2.98 (75.7)	1.50 (38.1)	1.12 (28.5)	1.26 (32.0)	10000 (690)
1 5/16-12	G 1/2	SS-HPCG-AS16-SBP8	2.70 (68.7)	1.50 (38.1)	1.24 (31.5)	0.87 (22.0)	10000 (690)
1 5/16-12	G 3/4	SS-HPCG-AS16-SBP12	2.82 (71.7)	1.50 (38.1)	1.24 (31.5)	0.98 (25.0)	10000 (690)
1 5/16-12	G 1	SS-HPCG-AS16-SBP16	3.10 (78.7)	1.50 (38.1)	1.24 (31.5)	1.26 (32.0)	10000 (690)





Swivel female BSPP threads

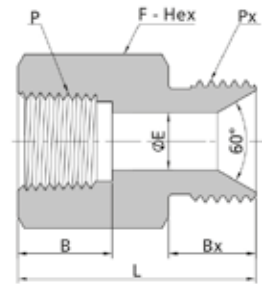
		#	Dimensions - in. (mm)				
P-ISO Parallel	Px-BSPP		L	F	B	Bx	
G 1/4	G 1/4	SS-HPCG-SBP4	1.62 (41.2)	0.63 (15.9)	0.67 (17.0)	0.67 (17.0)	10000 (690)
G 3/8	G 1/4	SS-HPCG-SBP6-SBP4	1.74 (44.2)	0.81 (20.6)	0.75 (19.0)	0.67 (17.0)	10000 (690)
G 3/8	G 3/8	SS-HPCG-SBP6	1.82 (46.2)	0.81 (20.6)	0.75 (19.0)	0.75 (19.0)	10000 (690)
G 1/2	G 1/4	SS-HPCG-SBP8-SBP4	1.94 (49.2)	1.00 (25.4)	0.87 (22.0)	0.67 (17.0)	10000 (690)
G 1/2	G 3/8	SS-HPCG-SBP8-SBP6	2.02 (51.2)	1.00 (25.4)	0.87 (22.0)	0.75 (19.0)	10000 (690)
G 1/2	G 1/2	SS-HPCG-SBP8	2.13 (54.2)	1.00 (25.4)	0.87 (22.0)	0.87 (22.0)	10000 (690)
G 3/4	G 3/8	SS-HPCG-SBP12-SBP6	2.21 (56.2)	1.25 (31.8)	0.98 (25.0)	0.75 (19.0)	10000 (690)
G 3/4	G 1/2	SS-HPCG-SBP12-SBP8	2.33 (59.2)	1.25 (31.8)	0.98 (25.0)	0.87 (22.0)	10000 (690)
G 3/4	G 3/4	SS-HPCG-SBP12	2.45 (62.2)	1.25 (31.8)	0.98 (25.0)	0.98 (25.0)	10000 (690)
G 1	G 1/2	SS-HPCG-SBP16-SBP8	2.72 (69.2)	1.50 (38.1)	1.26 (32.0)	0.87 (22.0)	10000 (690)
G 1	G 3/4	SS-HPCG-SBP16-SBP12	2.84 (72.2)	1.50 (38.1)	1.26 (32.0)	0.98 (25.0)	10000 (690)
G 1	G 1	SS-HPCG-SBP16	3.12 (79.2)	1.50 (38.1)	1.26 (32.0)	1.26 (32.0)	10000 (690)





10,000 PSI HIGH PRESSURE THREADED PIPE FITTINGS

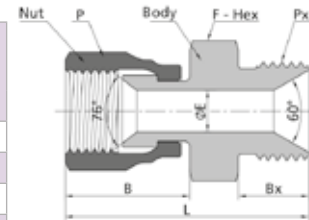
Female NPT threads / Male BSPP threads

		#	Dimensions - in. (mm)					
P-NPT	Px-ISO Parallel		L	F	B	Bx	E	
1/8	G 1/4	SS-HPA-NS2-HBP4	1.02 (25.8)	0.63 (15.9)	0.41 (10.4)	0.43 (11.0)	0.19 (4.7)	10000 (690)
1/8	G 3/8	SS-HPA-NS2-HBP6	1.06 (26.8)	0.81 (20.6)	0.41 (10.4)	0.47 (12.0)	0.31 (7.9)	10000 (690)
1/4	G 1/4	SS-HPA-NS4-HBP4	1.25 (31.7)	0.75 (19.1)	0.59 (15.0)	0.43 (11.0)	0.19 (4.7)	10000 (690)
1/4	G 3/8	SS-HPA-NS4-HBP6	1.29 (32.7)	0.81 (20.6)	0.59 (15.0)	0.47 (12.0)	0.31 (7.9)	10000 (690)
1/4	G 1/2	SS-HPA-NS4-HBP8	1.37 (34.7)	1.00 (25.4)	0.59 (15.0)	0.55 (14.0)	0.41 (10.4)	10000 (690)
3/8	G 1/4	SS-HPA-NS6-HBP4	1.31 (33.2)	0.94 (23.8)	0.59 (15.0)	0.43 (11.0)	0.19 (4.7)	10000 (690)
3/8	G 3/8	SS-HPA-NS6-HBP6	1.35 (34.2)	0.94 (23.8)	0.59 (15.0)	0.47 (12.0)	0.31 (7.9)	10000 (690)
3/8	G 1/2	SS-HPA-NS6-HBP8	1.43 (36.2)	1.00 (25.4)	0.59 (15.0)	0.55 (14.0)	0.44 (11.1)	10000 (690)
1/2	G 1/4	SS-HPA-NS8-HBP4	1.57 (39.9)	1.19 (30.2)	0.78 (19.8)	0.43 (11.0)	0.19 (4.7)	10000 (690)
1/2	G 3/8	SS-HPA-NS8-HBP6	1.61 (40.9)	1.19 (30.2)	0.78 (19.8)	0.47 (12.0)	0.31 (7.9)	10000 (690)
1/2	G 1/2	SS-HPA-NS8-HBP8	1.69 (42.9)	1.19 (30.2)	0.78 (19.8)	0.55 (14.0)	0.44 (11.1)	10000 (690)



SAE/MS swivel female threads / Male BSPP threads

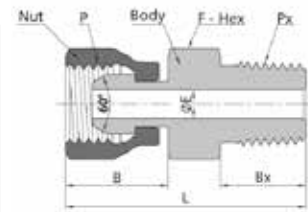
		#	Dimensions - in. (mm)				
Px-ISO Parallel	Px-BSPP		L	F	B	Bx	
7/16-20	G 1/4	SS-HPA-AS4-HBP4	1.52 (38.7)	0.63 (15.9)	0.81 (20.5)	0.43 (11.0)	10000 (690)
7/16-20	G 3/8	SS-HPA-AS4-HBP6	1.60 (40.7)	0.81 (20.6)	0.81 (20.5)	0.47 (12.0)	10000 (690)
9/16-18	G 1/4	SS-HPA-AS6-HBP4	1.55 (39.4)	0.63 (15.9)	0.83 (21.2)	0.43 (11.0)	10000 (690)
9/16-18	G 3/8	SS-HPA-AS6-HBP6	1.63 (41.4)	0.81 (20.6)	0.83 (21.2)	0.47 (12.0)	10000 (690)
9/16-18	G 1/2	SS-HPA-AS6-HBP8	1.79 (45.4)	1.00 (25.4)	0.83 (21.2)	0.55 (14.0)	10000 (690)
3/4-16	G 1/4	SS-HPA-AS8-HBP4	1.74 (44.2)	0.87 (22.2)	0.91 (23.0)	0.43 (11.0)	10000 (690)
3/4-16	G 3/8	SS-HPA-AS8-HBP6	1.78 (45.2)	0.87 (22.2)	0.91 (23.0)	0.47 (12.0)	10000 (690)
3/4-16	G 1/2	SS-HPA-AS8-HBP8	1.86 (47.2)	1.00 (25.4)	0.91 (23.0)	0.55 (14.0)	10000 (690)
7/8-14	G 1/4	SS-HPA-AS10-HBP4	1.83 (46.5)	1.00 (25.4)	1.00 (25.3)	0.43 (11.0)	10000 (690)
7/8-14	G 3/8	SS-HPA-AS10-HBP6	1.87 (47.5)	1.00 (25.4)	1.00 (25.3)	0.47 (12.0)	10000 (690)
7/8-14	G 1/2	SS-HPA-AS10-HBP8	1.95 (49.5)	1.00 (25.4)	1.00 (25.3)	0.55 (14.0)	10000 (690)
1 1/16-12	G 1/2	SS-HPA-AS12-HBP8	2.15 (54.7)	1.25 (31.8)	1.12 (28.5)	0.55 (14.0)	10000 (690)
1 1/16-12	G 3/4	SS-HPA-AS12-HBP12	2.23 (56.7)	1.25 (31.8)	1.12 (28.5)	0.63 (16.0)	10000 (690)
1 1/16-12	G 1	SS-HPA-AS12-HBP16	2.47 (62.7)	1.50 (38.1)	1.12 (28.5)	0.75 (19.0)	10000 (690)
1 5/16-12	G 1/2	SS-HPA-AS16-HBP8	2.39 (60.7)	1.50 (38.1)	1.24 (31.5)	0.55 (14.0)	10000 (690)
1 5/16-12	G 3/4	SS-HPA-AS16-HBP12	2.47 (62.7)	1.50 (38.1)	1.24 (31.5)	0.63 (16.0)	10000 (690)
1 5/16-12	G 1	SS-HPA-AS16-HBP12	2.59 (65.7)	1.50 (38.1)	1.24 (31.5)	0.75 (19.0)	10000 (690)



10,000 PSI HIGH PRESSURE THREADED PIPE FITTINGS

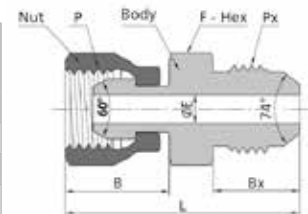
Female swivel BSPP threads / Male NPT threads

Px-ISO Parallel	Px-NPT	#	Dimensions - in. (mm)				psig (bar)
			L	F	B	Bx	
G 1/4	1/8	SS-HPA-SBP4-NS2	1.39 (35.3)	0.63 (15.9)	0.67 (17.0)	0.38 (9.7)	10000 (690)
G 1/4	1/4	SS-HPA-SBP4-NS4	1.57 (39.8)	0.63 (15.9)	0.67 (17.0)	0.56 (14.2)	10000 (690)
G 1/4	3/8	SS-HPA-SBP4-NS6	1.59 (40.4)	0.69 (17.5)	0.67 (17.0)	0.56 (14.2)	10000 (690)
G 3/8	1/4	SS-HPA-SBP6-NS4	1.70 (43.2)	0.81 (20.6)	0.75 (19.0)	0.56 (14.2)	10000 (690)
G 3/8	3/8	SS-HPA-SBP6-NS6	1.70 (43.2)	0.81 (20.6)	0.75 (19.0)	0.56 (14.2)	10000 (690)
G 3/8	1/2	SS-HPA-SBP6-NS8	1.91 (48.5)	0.87 (22.2)	0.75 (19.0)	0.75 (19.1)	10000 (690)
G 1/2	1/4	SS-HPA-SBP8-NS4	1.88 (47.8)	1.00 (25.4)	0.87 (22.0)	0.56 (14.2)	10000 (690)
G 1/2	3/8	SS-HPA-SBP8-NS6	1.88 (47.8)	1.00 (25.4)	0.87 (22.0)	0.56 (14.2)	10000 (690)
G 1/2	1/2	SS-HPA-SBP8-NS8	2.07 (52.7)	1.00 (25.4)	0.87 (22.0)	0.75 (19.1)	10000 (690)
G 3/4	1/2	SS-HPA-SBP12-NS8	2.30 (58.5)	1.25 (31.8)	0.98 (25.0)	0.75 (19.1)	10000 (690)
G 1	1/2	SS-HPA-SBP16-NS8	2.63 (66.7)	1.50 (38.1)	1.26 (32.0)	0.75 (19.1)	10000 (690)





Female swivel BSPP threads / Male JIC threads

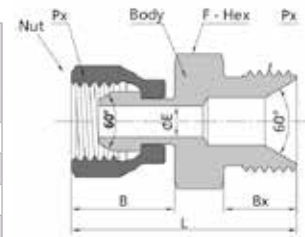
Px-ISO Parallel	Px-SAE/MS	#	Dimensions - in. (mm)				psig (bar)
			L	F	B	Bx	
G 1/4	7/16-20	SS-HPA-SBP4-AN4	1.50 (38.2)	0.63 (15.9)	0.67 (17.0)	0.55 (14.0)	10000 (690)
G 1/4	9/16-18	SS-HPA-SBP4-AN6	1.51 (38.3)	0.63 (15.9)	0.67 (17.0)	0.56 (14.1)	10000 (690)
G 1/4	3/4-16	SS-HPA-SBP4-AN8	1.65 (41.9)	0.81 (20.6)	0.67 (17.0)	0.66 (16.7)	10000 (690)
G 1/4	7/8-14	SS-HPA-SBP4-AN10	1.83 (46.5)	0.94 (23.8)	0.67 (17.0)	0.76 (19.3)	10000 (690)
G 3/8	7/16-20	SS-HPA-SBP6-AN4	1.62 (41.2)	0.81 (20.6)	0.75 (19.0)	0.55 (14.0)	10000 (690)
G 3/8	9/16-18	SS-HPA-SBP6-AN6	1.63 (41.3)	0.81 (20.6)	0.75 (19.0)	0.56 (14.1)	10000 (690)
G 3/8	3/4-16	SS-HPA-SBP6-AN8	1.73 (43.9)	0.81 (20.6)	0.75 (19.0)	0.66 (16.7)	10000 (690)
G 3/8	7/8-14	SS-HPA-SBP6-AN10	1.91 (48.5)	0.94 (23.8)	0.75 (19.0)	0.76 (19.3)	10000 (690)
G 1/2	9/16-18	SS-HPA-SBP8-AN6	1.82 (46.3)	1.00 (25.4)	0.87 (22.0)	0.56 (14.1)	10000 (690)
G 1/2	3/4-16	SS-HPA-SBP8-AN8	1.93 (48.9)	1.00 (25.4)	0.87 (22.0)	0.66 (16.7)	10000 (690)
G 1/2	7/8-14	SS-HPA-SBP8-AN10	2.03 (51.5)	1.00 (25.4)	0.87 (22.0)	0.76 (19.3)	10000 (690)
G 1/2	1 1/16-12	SS-HPA-SBP8-AN12	2.21 (56.1)	1.13 (28.6)	0.87 (22.0)	0.86 (21.9)	10000 (690)
G 1/2	1 5/16-12	SS-HPA-SBP8-AN16	2.37 (60.3)	1.37 (34.9)	0.87 (22.0)	0.91 (23.1)	10000 (690)
G 3/4	1 1/16-12	SS-HPA-SBP12-AN12	2.33 (59.1)	1.25 (31.8)	0.98 (25.0)	0.86 (21.9)	10000 (690)
G 3/4	1 5/16-12	SS-HPA-SBP12-AN16	2.49 (63.3)	1.37 (34.9)	0.98 (25.0)	0.91 (23.1)	10000 (690)
G 1	1 5/16-12	SS-HPA-SBP16-AN12	2.71 (69.1)	1.50 (38.1)	1.26 (32.0)	0.86 (21.9)	10000 (690)
G 1	1 1/16-12	SS-HPA-SBP16-AN16	2.77 (70.3)	1.50 (38.1)	1.26 (32.0)	0.91 (23.1)	10000 (690)



10,000 PSI HIGH PRESSURE THREADED PIPE FITTINGS



Female swivel BSPP threads / Male BSPP threads

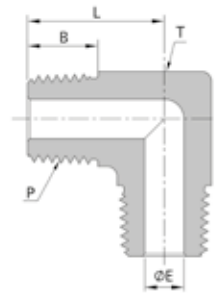
		#	Dimensions - in. (mm)				
P-ISO Parallel	Px-ISO Parallel		L	F	B	Bx	
G 1/4	G 1/4	SS-HPA-SBP4-HBP4	1.39 (35.2)	0.63 (15.9)	0.67 (17.0)	0.43 (11.0)	10000 (690)
G 3/8	G 1/4	SS-HPA-SBP6-HBP4	1.50 (38.2)	0.81 (20.6)	0.75 (19.0)	0.43 (11.0)	10000 (690)
G 3/8	G 3/8	SS-HPA-SBP6-HBP6	1.54 (39.2)	0.81 (20.6)	0.75 (19.0)	0.47 (12.0)	10000 (690)
G 1/2	G 1/4	SS-HPA-SBP8-HBP4	1.70 (43.2)	1.00 (25.4)	0.87 (22.0)	0.43 (11.0)	10000 (690)
G 1/2	G 3/8	SS-HPA-SBP8-HBP6	1.74 (44.2)	1.00 (25.4)	0.87 (22.0)	0.47 (12.0)	10000 (690)
G 1/2	G 1/2	SS-HPA-SBP8-HBP8	1.82 (46.2)	1.00 (25.4)	0.87 (22.0)	0.55 (14.0)	10000 (690)
G 3/4	G 3/8	SS-HPA-SBP12-HBP6	1.94 (49.2)	1.25 (31.8)	0.98 (25.0)	0.47 (12.0)	10000 (690)
G 3/4	G 1/2	SS-HPA-SBP12-HBP8	2.02 (51.2)	1.25 (31.8)	0.98 (25.0)	0.55 (14.0)	10000 (690)
G 3/4	G 3/4	SS-HPA-SBP12-HBP12	2.09 (53.2)	1.25 (31.8)	0.98 (25.0)	0.63 (16.0)	10000 (690)
G 1	G 1/2	SS-HPA-SBP16-HBP8	2.41 (61.2)	1.50 (38.1)	1.26 (32.0)	0.55 (14.0)	10000 (690)
G 1	G 3/4	SS-HPA-SBP16-HBP12	2.49 (63.2)	1.50 (38.1)	1.26 (32.0)	0.63 (16.0)	10000 (690)
G 1	G 1	SS-HPA-SBP16-HBP16	2.61 (66.2)	1.50 (38.1)	1.26 (32.0)	0.75 (19.0)	10000 (690)



MALE ELBOWS



Male NPT threads

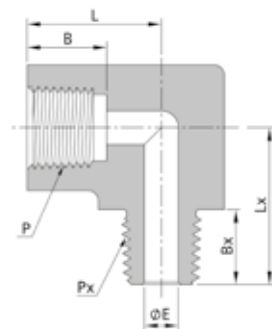
		#	Dimensions - in. (mm)				
P-NPT			L	B	E	T	
1/8		SS-HPME-NS2-10K	0.74 (18.8)	0.38 (9.7)	0.22 (5.5)	0.50 (12.7)	10000 (690)
1/4		SS-HPME-NS4-10K	1.00 (25.3)	0.56 (14.2)	0.28 (7.1)	0.63 (15.9)	10000 (690)
3/8		SS-HPME-NS6-10K	1.10 (28.0)	0.56 (14.2)	0.38 (9.6)	0.75 (19.1)	10000 (690)
1/2		SS-HPME-NS8-10K	1.44 (36.6)	0.75 (19.1)	0.47 (11.9)	1.00 (25.4)	10000 (690)
3/4		SS-HPME-NS12	1.56 (39.6)	0.75 (19.1)	0.58 (14.8)	1.37 (34.9)	10000 (690)
1		SS-HPME-NS16	1.89 (48.0)	0.94 (23.9)	0.79 (20.0)	1.50 (38.1)	10000 (690)



STREET ELBOWS

Male NPT threads / Female NPT threads



		#	Dimensions - in. (mm)				
P-NPT	Px-NPT		L	B	E	Lx	
1/8	1/8	SS-HPSE-NS2-10K	0.74 (18.8)	0.41 (10.4)	0.22 (5.5)	0.82 (20.9)	10000 (690)
1/8	1/4	SS-HPSE-NS2-NS4-10K	0.78 (19.8)	0.41 (10.4)	0.28 (7.1)	1.00 (25.5)	10000 (690)
1/8	3/8	SS-HPSE-NS2-NS6-10K	0.95 (24.2)	0.41 (10.4)	0.31 (8.0)	1.07 (27.2)	10000 (690)
1/4	1/4	SS-HPSE-NS4-10K	0.99 (25.2)	0.59 (15.0)	0.28 (7.1)	1.06 (7.1)	10000 (690)
1/4	3/8	SS-HPSE-NS4-NS6-10K	0.99 (25.2)	0.59 (15.0)	0.38 (9.6)	1.06 (7.1)	10000 (690)
1/4	1.2	SS-HPSE-NS4-NS8-10K	1.15 (29.1)	0.59 (15.0)	0.41 (10.4)	1.40 (35.5)	10000 (690)
3/8	3/8	SS-HPSE-NS6-10K	1.20 (30.6)	0.59 (15.0)	0.38 (9.6)	1.20 (30.6)	10000 (690)
3/8	1/2	SS-HPSE-NS6-NS8-10K	1.20 (30.6)	0.59 (15.0)	0.47 (11.9)	1.38 (35.0)	10000 (690)
1/2	1/2	SS-HPSE-NS8-10K	1.55 (39.4)	0.78 (19.8)	0.47 (11.9)	1.61 (40.8)	10000 (690)
1/2	3/4	SS-HPSE-NS8-NS12	1.43 (36.2)	0.78 (19.8)	0.58 (14.8)	1.61 (40.8)	10000 (1034)
1/2	1	SS-HPSE-NS8-NS16	1.45 (36.9)	0.78 (19.8)	0.67 (17.0)	1.86 (47.3)	10000 (1034)
3/4	3/4	SS-HPSE-NS12	1.61 (40.8)	0.81 (20.6)	0.58 (14.8)	1.77 (44.9)	10000 (1034)
3/4	1	SS-HPSE-NS12-NS16	1.63 (41.4)	0.81 (20.6)	0.79 (20.0)	1.86 (47.3)	10000 (1034)
1	1	SS-HPSE-NS16	1.91 (48.5)	1.00 (25.4)	0.79 (20.0)	2.07 (52.5)	10000 (1034)

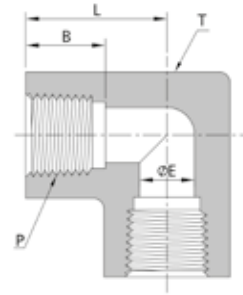


10,000 PSI HIGH PRESSURE THREADED PIPE FITTINGS

FEMALE ELBOWS



Female NPT threads

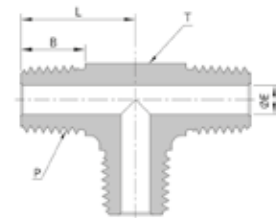
 P-NPT	#	Dimensions - in. (mm)				 psig (bar)
		L	B	E	T	
1/8	SS-HPMT-NS2-10K	0.79 (20.1)	0.41 (10.4)	0.31 (8.0)	0.63 (15.9)	10000 (690)
1/4	SS-HPMT-NS4-10K	0.99 (25.4)	0.59 (15.0)	0.41 (10.4)	0.75 (19.1)	10000 (690)
3/8	SS-HPMT-NS6-10K	1.20 (30.6)	0.59 (15.0)	0.54 (13.8)	1.00 (25.4)	10000 (690)
1/2	SS-HPMT-NS8-10K	1.55 (39.3)	0.78 (19.8)	0.67 (17.0)	1.37 (34.9)	10000 (690)
3/4	SS-HPMT-NS12	1.49 (37.8)	0.81 (20.6)	0.88 (22.3)	1.50 (38.1)	10000 (690)
1	SS-HPMT-NS16	2.07 (52.5)	1.00 (25.4)	1.11 (28.1)	1.75 (44.5)	10000 (690)



MALE TEES


Male NPT threads

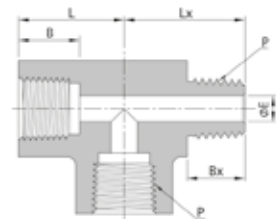
 P-NPT	#	Dimensions - in. (mm)				 psig (bar)
		L	B	E	T	
1/8	SS-HPMT-NS2-10K	0.74 (18.8)	0.38 (9.7)	0.22 (5.5)	0.50 (12.7)	10000 (690)
1/4	SS-HPMT-NS4-10K	1.00 (25.3)	0.56 (14.2)	0.28 (7.1)	0.63 (15.9)	10000 (690)
3/8	SS-HPMT-NS6-10K	1.10 (28.0)	0.56 (14.2)	0.38 (9.6)	0.75 (19.1)	10000 (690)
1/2	SS-HPMT-NS8-10K	1.44 (36.6)	0.75 (19.1)	0.47 (11.9)	1.00 (25.4)	10000 (690)
3/4	SS-HPMT-NS12	1.56 (39.6)	0.75 (19.1)	0.58 (14.8)	1.37 (34.9)	10000 (690)
1	SS-HPMT-NS16	1.89 (48.0)	0.94 (23.9)	0.79 (20.0)	1.50 (38.1)	10000 (690)



MALE STREET TEES



NPT Threads

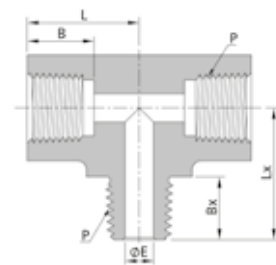
 P-NPT	#	Dimensions - in. (mm)				 psig (bar)
		L	B	Lx	Bx	
1/8	SS-HPST-NS2-10K	0.76 (19.4)	0.41 (10.4)	0.82 (20.9)	0.38 (9.7)	10000 (690)
1/4	SS-HPST-NS4-10K	0.99 (25.2)	0.59 (15.0)	1.06 (27.0)	0.56 (14.2)	10000 (690)
3/8	SS-HPST-NS6-10K	1.20 (30.6)	0.59 (15.0)	1.20 (30.6)	0.56 (14.2)	10000 (690)
1/2	SS-HPST-NS8-10K	1.55 (39.4)	0.78 (19.8)	1.61 (40.8)	0.75 (19.1)	10000 (690)
3/4	SS-HPST-NS12	1.72 (43.8)	0.81 (20.6)	1.68 (42.7)	0.75 (19.1)	10000 (690)
1	SS-HPST-NS16	2.07 (52.5)	1.00 (25.4)	2.06 (52.3)	0.94 (23.9)	10000 (690)



MALE BRANCH TEES

NPT Threads



 P-NPT	#	Dimensions - in. (mm)				 psig (bar)
		L	B	Lx	Bx	
1/8	SS-HPBT-NS2-10K	0.74 (18.8)	0.41 (10.4)	0.82 (20.9)	0.38 (9.7)	10000 (690)
1/4	SS-HPBT-NS4-10K	0.99 (25.2)	0.59 (15.0)	1.06 (27.0)	0.56 (14.2)	10000 (690)
3/8	SS-HPBT-NS6-10K	1.20 (30.6)	0.59 (15.0)	1.20 (30.6)	0.56 (14.2)	10000 (690)
1/2	SS-HPBT-NS8-10K	1.48 (37.6)	0.78 (19.8)	1.61 (40.8)	0.75 (19.1)	10000 (690)
3/4	SS-HPBT-NS12	1.61 (40.8)	0.81 (20.6)	1.77 (44.9)	0.75 (19.1)	10000 (690)
1	SS-HPBT-NS16	1.91 (48.5)	1.00 (25.4)	2.07 (52.5)	0.94 (23.9)	10000 (690)

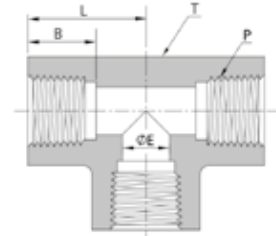


10,000 PSI HIGH PRESSURE THREADED PIPE FITTINGS

FEMALE TEES


Female NPT Threads

 P-NPT	#	Dimensions - in. (mm)				 psig (bar)
		L	B	E	T	
1/8	SS-HPT-NS2-10K	0.74 (18.8)	0.41 (10.4)	0.31 (8.0)	0.63 (15.9)	10000 (690)
1/4	SS-HPT-NS4-10K	0.99 (25.2)	0.59 (15.0)	0.41 (10.4)	0.75 (19.1)	10000 (690)
3/8	SS-HPT-NS6-10K	1.20 (30.6)	0.59 (15.0)	0.54 (13.8)	1.00 (25.4)	10000 (690)
1/2	SS-HPT-NS8-10K	1.55 (39.3)	0.78 (19.8)	0.67 (17.0)	1.37 (34.9)	10000 (690)
3/4	SS-HPT-NS12	1.49 (37.8)	0.81 (20.6)	0.88 (22.3)	1.50 (38.1)	10000 (690)
1	SS-HPT-NS16	2.07 (52.5)	1.00 (25.4)	1.11 (28.1)	1.75 (44.5)	10000 (690)



FEMALE CROSSES

Female NPT Threads

 P-NPT	#	Dimensions - in. (mm)				 psig (bar)
		L	B	E	T	
1/8	SS-HPCR-NS2-10K	0.74 (18.8)	0.41 (10.4)	0.31 (8.0)	0.63 (15.9)	10000 (690)
1/4	SS-HPCR-NS4-10K	0.99 (25.2)	0.59 (15.0)	0.41 (10.4)	0.75 (19.1)	10000 (690)
3/8	SS-HPCR-NS6-10K	1.20 (30.6)	0.59 (15.0)	0.54 (13.8)	1.00 (25.4)	10000 (690)
1/2	SS-HPCR-NS8-10K	1.49 (37.9)	0.78 (19.8)	0.67 (17.0)	1.37 (34.9)	10000 (690)
3/4	SS-HPCR-NS12	1.49 (37.8)	0.81 (20.6)	0.88 (22.3)	1.50 (38.1)	10000 (690)
1	SS-HPCR-NS16	1.91 (48.5)	1.00 (25.4)	1.11 (28.1)	1.75 (44.5)	10000 (690)

