

15,000 PSI HIGH PRESSURE THREADED PIPE FITTINGS

FEATURES


- The hardened threads with smooth surface avoid galling and help to extend the fitting service life
- Radius junction design with elbows provides smooth flow path
- Every fitting is stamped with size, material, and heat code
- 316 stainless steel standard material. Other materials are available upon request
- Available to NACE MR-01-75



CONFIGURATION	FITTING TYPE	EXAMPLE
	Pipe Plug	SS-HPP-NS4
	Hex Nipple	SS-HPHN-NS4
	Pipe Cap	SS-HPC-NS6
	Zero-Clearance Union	SS-HPZC-NS8
	Hex Coupling	SS-HPCG-NS4
	Hex Long Nipple	SS-HPLN-NS4-50.8
	Street Elbow	SS-HPSE-NS6
	Adaptor	SS-HPA-NS4
	Male Elbow	SS-HPME-NS4
	Female Elbow	SS-HPE-NS8
	Male Tee	SS-HPMT-NS2
	Male Street Tee	SS-HPST-NS4
	Male Branch Tee	SS-HPBT-NS6
	Female Tee	SS-HPT-NS8
	Female Crosses	SS-HPCR-NS4

15,000 PSI HIGH PRESSURE THREADED PIPE FITTINGS

THREAD SPECIFICATIONS

Connection type	Code		Thread specifications
NPT	NS	NPT	ASME B1.0.79, SAE AS71051
ISO Tapered	RT	ISO Tapered	ISO 7-1, BS EN 10226-1, JIS B0203
Heavy-duty SAE/MS (Accordance with SAE J1926-2)	SH	SAE/MS	ASME B1.1
JIC (37° Flare)	AN	SAE/MS	ASME B1.1
Type "M" male	HM	SAE/MS	ASME B1.1

WORKING TEMPERATURE

Connection type	Temperature rating
NPT	-325°F (-198°C) to 400°F (204°C)
ISO Tapered	-325°F (-198°C) to 400°F (204°C)
Heavy-duty SAE/MS (Accordance with SAE J1926-2)	0°F (-17.8°C) to 400°F (204°C)
JIC (37° Flare)	-420°F (-251°C) to 1200°F (649°C)
Type "M" male	-420°F (-251°C) to 1200°F (649°C)

ELEVATED TEMPERATURE FACTORS



To get the maximum working pressure at elevated temperature, use the maximum working pressure at ambient temperature to multiply the factors in the table below.

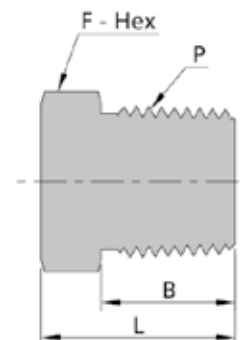
Material	Temperature		Factor
	°F	°C	
316	100	38	1
316	200	93	1
316	300	149	1
316	400	204	0.97
316	500	260	0.90
316	600	316	0.85
316	700	371	0.82
316	800	427	0.80

Date in this table is applied only to the working temperature below 800°F (427°C).

PIPE PLUGS

Male NPT threads

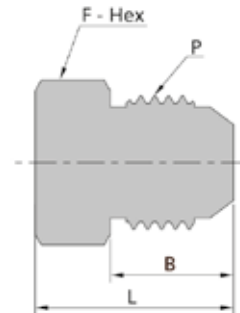
	#	Dimensions - in. (mm)			
P-NPT		L	F	B	psig (bar)
1/8	SS-HPP-NS2	0.63 (16.0)	0.44 (11.11)	0.38 (9.7)	15000 (1034)
1/4	SS-HPP-NS4	0.87 (22.2)	0.56 (14.3)	0.56 (14.2)	15000 (1034)
3/8	SS-HPP-NS6	0.93 (23.6)	0.69 (17.5)	0.56 (14.2)	15000 (1034)
1/2	SS-HPP-NS8	1.16 (29.5)	0.87 (22.2)	0.75 (19.1)	15000 (1034)
3/4	SS-HPP-NS12	1.25 (31.8)	1.06 (27.0)	0.75 (19.1)	10000 (690)
1	SS-HPP-NS16	1.55 (39.3)	1.37 (34.9)	0.94 (23.9)	10000 (690)



15,000 PSI HIGH PRESSURE THREADED PIPE FITTINGS

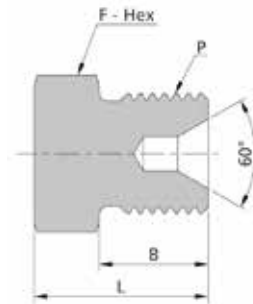
Male JIC

P-SAE/MS	#	Dimensions - in. (mm)			psig (bar)
		L	F	B	
7/16-20	SS-HPP-AN4	0.83 (21.0)	0.50 (12.7)	0.55 (14.0)	20000 (1379)
9/16-18	SS-HPP-AN6	0.89 (22.7)	0.63 (15.9)	0.56 (14.1)	20000 (1379)
3/4-16	SS-HPP-AN8	1.05 (26.7)	0.81 (20.6)	0.66 (16.7)	20000 (1379)
7/8-14	SS-HPP-AN10	1.19 (30.3)	0.94 (23.8)	0.76 (19.3)	20000 (1379)
1 1/16-12	SS-HPP-AN12	1.37 (34.9)	1.13 (28.6)	0.86 (21.9)	15000 (1034)
1 5/16-12	SS-HPP-AN16	1.51 (38.3)	1.37 (34.9)	0.91 (23.1)	15000 (1034)



Type "M" male

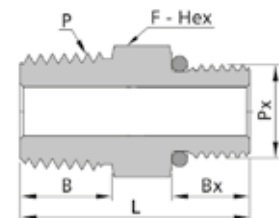
P-SAE/MS	#	Dimensions - in. (mm)			psig (bar)
		L	F	B	
9/16-18	SS-HPP-HM9	0.84 (21.3)	0.63 (15.9)	0.50 (12.7)	60000 (4137)
3/4-16	SS-HPP-HM12	1.01 (25.6)	0.75 (19.1)	0.63 (16.0)	30000 (2068)
7/8-14	SS-HPP-HM14	1.21 (30.8)	1.00 (25.4)	0.76 (19.2)	50000 (3447)
1-12	SS-HPP-HM16	1.10 (27.9)	1.00 (25.4)	0.64 (16.3)	30000 (2068)
1 5/16-12	SS-HPP-HM21	1.22 (30.9)	1.37 (34.9)	0.62 (15.7)	20000 (1379)



HEX NIPPLES



Male NPT threads / Male SAE/MS straight threads

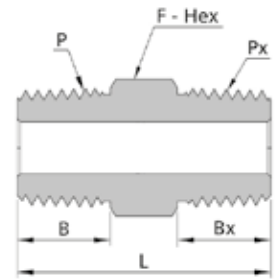
P-NPT	Px-SAE/MS	#	Dimensions - in. (mm)				psig (bar)
			L	F	B	Bx	
1/4	7/16-20	SS-HPHN-NS4-SH7	1.35 (34.2)	0.56 (14.3)	0.56 (14.2)	0.43 (11.0)	9137 (630)
1/4	9/16-18	SS-HPHN-NS4-SH9	1.43 (36.4)	0.69 (17.5)	0.56 (14.2)	0.47 (12.0)	9137 (630)
3/8	7/16-20	SS-HPHN-NS6-SH7	1.39 (35.4)	0.69 (17.5)	0.56 (14.2)	0.43 (11.0)	9137 (630)
3/8	9/16-18	SS-HPHN-NS6-SH9	1.43 (36.4)	0.69 (17.5)	0.56 (14.2)	0.47 (12.0)	9137 (630)
3/8	3/4-16	SS-HPHN-NS6-SH12	1.56 (39.6)	0.87 (22.2)	0.56 (14.2)	0.55 (14.0)	9137 (630)
1/2	9/16-18	SS-HPHN-NS8-SH9	1.67 (42.5)	0.87 (22.2)	0.75 (19.1)	0.47 (12.0)	9137 (630)
1/2	3/4-16	SS-HPHN-NS8-SH12	1.75 (44.5)	0.87 (22.2)	0.75 (19.1)	0.55 (14.0)	9137 (630)
1/2	7/8-14	SS-HPHN-NS8-SH14	1.88 (47.7)	1.00 (25.4)	0.75 (19.1)	0.63 (16.0)	9137 (630)
3/4	9/16-18	SS-HPHN-NS12-SH9	1.76 (44.7)	1.06 (27.0)	0.75 (19.1)	0.47 (12.0)	9137 (630)
3/4	3/4-16	SS-HPHN-NS12-SH12	1.84 (46.7)	1.06 (27.0)	0.75 (19.1)	0.55 (14.0)	9137 (630)
3/4	7/8-14	SS-HPHN-NS12-SH14	1.92 (48.7)	1.06 (27.0)	0.75 (19.1)	0.63 (16.0)	9137 (630)
1	3/4-16	SS-HPHN-NS16-SH12	2.13 (54.2)	1.37 (34.9)	0.94 (23.9)	0.55 (14.0)	9137 (630)
1	7/8-14	SS-HPHN-NS16-SH14	2.21 (56.1)	1.37 (34.9)	0.94 (23.9)	0.63 (16.0)	9137 (630)





15,000 PSI HIGH PRESSURE THREADED PIPE FITTINGS

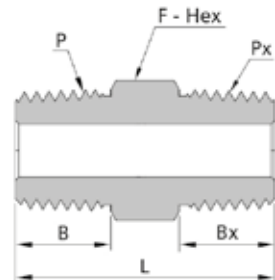
Male NPT threads

		#	Dimensions - in. (mm)				
P-NPT	Px-NPT		L	F	B	Bx	
1/8	1/8	SS-HPHN-NS2	1.05 (26.6)	0.44 (11.11)	0.38 (9.7)	0.38 (9.7)	15000 (1034)
1/4	1/8	SS-HPHN-NS2-NS4	1.30 (32.9)	0.56 (14.3)	0.56 (14.2)	0.38 (9.7)	15000 (1034)
1/4	1/4	SS-HPHN-NS4	1.47 (37.4)	0.56 (14.3)	0.56 (14.2)	0.56 (14.2)	15000 (1034)
3/8	1/8	SS-HPHN-NS6-NS2	1.34 (34.1)	0.69 (17.5)	0.56 (14.2)	0.38 (9.7)	15000 (1034)
3/8	1/4	SS-HPHN-NS6-NS4	1.52 (38.6)	0.69 (17.5)	0.56 (14.2)	0.56 (14.2)	15000 (1034)
3/8	3/8	SS-HPHN-NS6	1.52 (38.6)	0.69 (17.5)	0.56 (14.2)	0.56 (14.2)	15000 (1034)
1/2	1/8	SS-HPHN-NS8-NS2	1.58 (40.2)	0.87 (22.2)	0.75 (19.1)	0.38 (9.7)	15000 (1034)
1/2	1/4	SS-HPHN-NS8-NS4	1.76 (44.7)	0.87 (22.2)	0.75 (19.1)	0.56 (14.2)	15000 (1034)
1/2	3/8	SS-HPHN-NS8-NS6	1.76 (44.7)	0.87 (22.2)	0.75 (19.1)	0.56 (14.2)	15000 (1034)
1/2	1/2	SS-HPHN-NS8	1.95 (49.6)	0.87 (22.2)	0.75 (19.1)	0.75 (19.1)	15000 (1034)





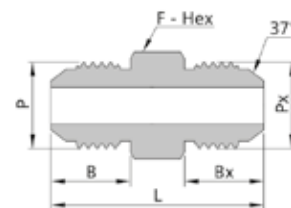
Male NPT threads / Male ISO Tapered threads

		#	Dimensions - in. (mm)				
P-NPT	Px-ISO Tapered		L	F	B	Bx	
1/8	1/8	SS-HPHN-NS2-RT2	1.05 (26.6)	0.44 (11.11)	0.38 (9.7)	0.38 (9.7)	15000 (1034)
1/4	1/8	SS-HPHN-NS4-RT2	1.30 (32.9)	0.56 (14.3)	0.56 (14.2)	0.38 (9.7)	15000 (1034)
1/4	1/4	SS-HPHN-NS4-RT4	1.47 (37.4)	0.56 (14.3)	0.56 (14.2)	0.56 (14.2)	15000 (1034)
3/8	1/8	SS-HPHN-NS6-RT2	1.34 (34.1)	0.69 (17.5)	0.56 (14.2)	0.38 (9.7)	15000 (1034)
3/8	1/4	SS-HPHN-NS6-RT4	1.52 (38.6)	0.69 (17.5)	0.56 (14.2)	0.56 (14.2)	15000 (1034)
3/8	3/8	SS-HPHN-NS6-RT6	1.52 (38.6)	0.69 (17.5)	0.56 (14.2)	0.56 (14.2)	15000 (1034)
1/2	1/8	SS-HPHN-NS8-RT2	1.58 (40.2)	0.87 (22.2)	0.75 (19.1)	0.38 (9.7)	15000 (1034)
1/2	1/4	SS-HPHN-NS8-RT4	1.76 (44.7)	0.87 (22.2)	0.75 (19.1)	0.56 (14.2)	15000 (1034)
1/2	3/8	SS-HPHN-NS8-RT6	1.76 (44.7)	0.87 (22.2)	0.75 (19.1)	0.56 (14.2)	15000 (1034)
1/2	1/2	SS-HPHN-NS8-RT8	1.95 (49.6)	0.87 (22.2)	0.75 (19.1)	0.75 (19.1)	15000 (1034)





Male JIC

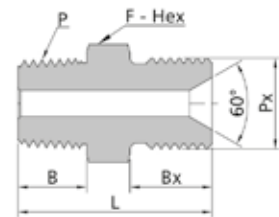
		#	Dimensions - in. (mm)				
Px-SAE/MS	Px-SAE/MS		L	F	B	Bx	
7/16-20	7/16-20	SS-HPHN-AN4	1.40 (35.6)	0.50 (12.7)	0.55 (14.0)	0.55 (14.0)	20000 (1379)
9/16-18	7/16-20	SS-HPHN-AN6-AN4	1.48 (37.7)	0.63 (15.9)	0.55 (14.0)	0.56 (14.1)	20000 (1379)
9/16-18	9/16-18	SS-HPHN-AN6	1.49 (37.8)	0.63 (15.9)	0.56 (14.1)	0.56 (14.1)	20000 (1379)
3/4-16	9/16-18	SS-HPHN-AN8-AN6	1.65 (41.8)	0.81 (20.6)	0.56 (14.1)	0.66 (16.7)	20000 (1379)
3/4-16	3/4-16	SS-HPHN-AN8	1.75 (44.4)	0.81 (20.6)	0.66 (16.7)	0.66 (16.7)	20000 (1379)
7/8-14	9/16-18	SS-HPHN-AN10-AN16	1.79 (45.4)	0.94 (23.8)	0.56 (14.1)	0.76 (19.3)	20000 (1379)
7/8-14	3/4-16	SS-HPHN-AN10-AN8	1.89 (48.0)	0.94 (23.8)	0.66 (16.7)	0.76 (19.3)	20000 (1379)
7/8-14	7/8-14	SS-HPHN-AN10	1.99 (50.6)	0.94 (23.8)	0.76 (19.3)	0.76 (19.3)	20000 (1379)
1 1/16-12	3/4-16	SS-HPHN-AN12-AN8	2.07 (52.6)	1.13 (28.6)	0.66 (16.7)	0.86 (21.9)	15000 (1034)
1 1/16-12	7/8-14	SS-HPHN-AN12-AN10	2.17 (55.2)	1.13 (28.6)	0.76 (19.3)	0.86 (21.9)	15000 (1034)
1 1/16-12	1 1/16-12	SS-HPHN-AN12	2.28 (57.8)	1.13 (28.6)	0.86 (21.9)	0.86 (21.9)	15000 (1034)
1 5/16-12	7/8-14	SS-HPHN-AN16-AN10	2.31 (58.6)	1.37 (34.9)	0.76 (19.3)	0.91 (23.1)	15000 (1034)
1 5/16-12	1 1/16-12	SS-HPHN-AN16-AN12	2.41 (61.2)	1.37 (34.9)	0.86 (21.9)	0.91 (23.1)	15000 (1034)
1 5/16-12	1 5/16-12	SS-HPHN-AN12	2.46 (62.4)	1.37 (34.9)	0.91 (23.1)	0.91 (23.1)	15000 (1034)





15,000 PSI HIGH PRESSURE THREADED PIPE FITTINGS

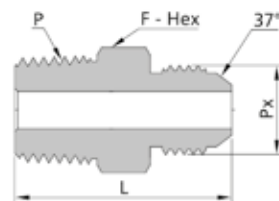
Male NPT threads / Type "M" male

		#	Dimensions - in. (mm)				
P-NPT	Px-SAE/MS		L	F	B	Bx	
1/8	9/16-18	SS-HPHN-NS2-HM9	1.22 (31.0)	0.63 (15.9)	0.38 (9.7)	0.50 (12.7)	15000 (1034)
1/8	3/4-16	SS-HPHN-NS2-HM12	13.9 (35.3)	0.75 (19.1)	0.38 (9.7)	0.63 (16.0)	15000 (1034)
1/4	9/16-18	SS-HPHN-NS4-HM9	1.40 (35.5)	0.63 (15.9)	0.56 (14.2)	0.50 (12.7)	15000 (1034)
1/4	3/4-16	SS-HPHN-NS4-HM12	1.57 (39.8)	0.75 (19.1)	0.56 (14.2)	0.63 (16.0)	15000 (1034)
1/4	7/8-14	SS-HPHN-NS4-HM14	1.77 (45.0)	1.00 (25.4)	0.56 (14.2)	0.75 (19.2)	15000 (1034)
3/8	9/16-18	SS-HPHN-NS6-HM9	1.42 (36.2)	0.69 (17.5)	0.56 (14.2)	0.50 (12.7)	15000 (1034)
3/8	3/4-16	SS-HPHN-NS6-HM12	1.57 (39.8)	0.75 (19.1)	0.56 (14.2)	0.63 (16.0)	15000 (1034)
3/8	7/8-14	SS-HPHN-NS6-HM14	1.96 (49.9)	1.00 (25.4)	0.75 (19.1)	0.76 (19.2)	15000 (1034)
1/2	9/16-18	SS-HPHN-NS8-HM9	1.66 (42.2)	0.87 (22.2)	0.75 (19.1)	0.50 (12.7)	15000 (1034)
1/2	3/4-16	SS-HPHN-NS8-HM12	1.79 (45.5)	0.87 (22.2)	0.75 (19.1)	0.63 (16.0)	15000 (1034)
1/2	7/8-14	SS-HPHN-NS8-HM14	1.96 (49.9)	1.00 (25.4)	0.75 (19.1)	0.76 (19.2)	15000 (1034)
1/2	1-12	SS-HPHN-NS8-HM16	1.85 (47.0)	1.00 (25.4)	0.75 (19.1)	0.64 (16.3)	15000 (1034)
3/4	9/16-18	SS-HPHN-NS12-HM9	1.75 (44.4)	1.06 (27.0)	0.75 (19.1)	0.50 (12.7)	10000 (690)
3/4	3/4-16	SS-HPHN-NS12-HM12	1.88 (47.7)	1.06 (27.0)	0.75 (19.1)	0.63 (16.0)	10000 (690)
3/4	7/8-14	SS-HPHN-NS12-HM14	2.00 (50.9)	1.06 (27.0)	0.75 (19.1)	0.76 (19.2)	10000 (690)
3/4	1-12	SS-HPHN-NS12-HM16	1.89 (48.0)	1.06 (27.0)	0.75 (19.1)	0.64 (16.3)	10000 (690)
1	1-12	SS-HPHN-NS16-HM16	2.18 (55.4)	1.37 (34.9)	0.94 (23.9)	0.64 (16.3)	10000 (690)
1	1 5/16-12	SS-HPHN-NS16-HM21	2.16 (54.8)	1.37 (34.9)	0.94 (23.9)	0.62 (15.7)	10000 (690)





Male NPT thread / Male JIC thread

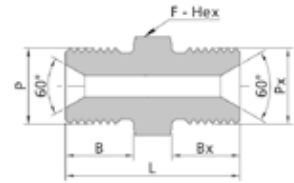
		#	Dimensions - in. (mm)			
P-NPT	Px-SAE/MS		L	F	B	
1/8	7/16-20	SS-HPHN-NS2-AN4	1.23 (31.3)	0.50 (12.7)	0.17 (4.4)	15000 (1034)
1/8	9/16-18	SS-HPHN-NS2-AN6	1.31 (33.4)	0.63 (15.9)	0.19 (4.8)	15000 (1034)
1/4	7/16-20	SS-HPHN-NS4-AN4	1.46 (37.2)	0.56 (14.3)	0.17 (4.4)	15000 (1034)
1/4	9/16-18	SS-HPHN-NS4-AN6	1.49 (39.7)	0.63 (15.9)	0.23 (5.8)	15000 (1034)
1/4	3/4-16	SS-HPHN-NS4-AN8	1.65 (41.9)	0.81 (20.6)	0.25 (6.4)	15000 (1034)
3/8	9/16-18	SS-HPHN-NS6-AN6	1.52 (38.5)	0.69 (17.5)	0.23 (5.8)	15000 (1034)
3/8	3/4-16	SS-HPHN-NS6-AN8	1.62 (41.1)	0.81 (20.6)	0.31 (7.9)	15000 (1034)
3/8	7/8-14	SS-HPHN-NS6-AN10	1.79 (45.5)	0.94 (23.8)	0.31 (7.9)	15000 (1034)
1/2	7/16-20	SS-HPHN-NS8-AN4	1.75 (44.5)	0.87 (22.2)	0.17 (4.4)	15000 (1034)
1/2	9/16-18	SS-HPHN-NS8-AN6	1.75 (44.6)	0.87 (22.2)	0.23 (5.8)	15000 (1034)
1/2	3/4-16	SS-HPHN-NS8-AN8	1.86 (47.2)	0.87 (22.2)	0.31 (8.0)	15000 (1034)
1/2	7/8-14	SS-HPHN-NS8-AN10	1.98 (50.4)	0.94 (23.8)	0.37 (9.4)	15000 (1034)



15,000 PSI HIGH PRESSURE THREADED PIPE FITTINGS



Type "M" male

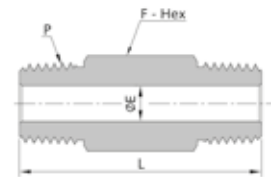
		#	Dimensions - in. (mm)				
Px-SAE/MS	Px-SAE/MS		L	F	B	Bx	
9/16-18	9/16-18	SS-HPHN-HM9	1.34 (34.0)	0.63 (15.9)	0.50 (12.7)	0.50 (12.7)	60000 (4137)
3/4-16	9/16-18	SS-HPHN-HM12-HM9	1.51 (38.3)	0.75 (19.1)	0.63 (16.0)	0.50 (12.7)	30000 (2068)
3/4-16	3/4-16	SS-HPHN-HM12	1.64 (41.6)	0.75 (19.1)	0.63 (16.0)	0.63 (16.0)	30000 (2068)
7/8-14	9/16-18	SS-HPHN-HM14-HM9	1.71 (43.5)	1.00 (25.4)	0.76 (19.2)	0.50 (12.7)	50000 (3447)
7/8-14	3/4-16	SS-HPHN-HM14-HM12	1.84 (46.8)	1.00 (25.4)	0.76 (19.2)	0.63 (16.0)	30000 (2068)
7/8-14	7/8-14	SS-HPHN-HM14	1.97 (50.0)	1.00 (25.4)	0.76 (19.2)	0.76 (19.2)	50000 (3447)
1-12	9/16-18	SS-HPHN-HM16-HM9	1.60 (40.6)	1.00 (25.4)	0.64 (16.3)	0.50 (12.7)	30000 (2068)
1-12	3/4-16	SS-HPHN-HM16-HM12	1.73 (43.9)	1.00 (25.4)	0.64 (16.3)	0.63 (16.0)	30000 (2068)
1-12	7/8-14	SS-HPHN-HM16-HM14	1.85 (47.1)	1.00 (25.4)	0.64 (16.3)	0.76 (19.2)	30000 (2068)
1-12	1-12	SS-HPHN-HM16	1.74 (44.2)	1.00 (25.4)	0.64 (16.3)	0.64 (16.3)	30000 (2068)
1 5/16-12	1-12	SS-HPHN-HM21-HM16	1.86 (47.2)	0.37 (34.9)	0.62 (15.7)	0.64 (16.3)	20000 (1379)
1 5/16-12	1 5/16-12	SS-HPHN-HM21	1.83 (46.6)	1.37 (34.9)	0.62 (15.7)	0.62 (15.7)	20000 (1379)



HEX LONG NIPPLES

Male NPT threads



		#	Dimensions - in. (mm)			
P-NPT			L	F	B	
1/8	SS-HPLN-NS2-1.5	1.50 (38.1)	0.44 (11.11)	0.19 (4.8)	15000 (1034)	
1/8	SS-HPLN-NS2-2	2.00 (50.8)	0.44 (11.11)	0.19 (4.8)	15000 (1034)	
1/8	SS-HPLN-NS2-2.5	2.50 (63.5)	0.44 (11.11)	0.19 (4.8)	15000 (1034)	
1/8	SS-HPLN-NS2-3	3.00 (76.2)	0.44 (11.11)	0.19 (4.8)	15000 (1034)	
1/4	SS-HPLN-NS4-2	2.00 (50.8)	0.56 (14.3)	0.25 (6.4)	15000 (1034)	
1/4	SS-HPLN-NS4-2.5	2.50 (63.5)	0.56 (14.3)	0.25 (6.4)	15000 (1034)	
1/4	SS-HPLN-NS4-3	3.00 (76.2)	0.56 (14.3)	0.25 (6.4)	15000 (1034)	
1/4	SS-HPLN-NS4-4	4.00 (101.6)	0.56 (14.3)	0.25 (6.4)	15000 (1034)	
3/8	SS-HPLN-NS6-2	2.00 (50.8)	0.69 (17.5)	0.31 (7.9)	15000 (1034)	
3/8	SS-HPLN-NS6-2.5	2.50 (62.5)	0.69 (17.5)	0.31 (7.9)	15000 (1034)	
3/8	SS-HPLN-NS6-3	3.00 (76.2)	0.69 (17.5)	0.31 (7.9)	15000 (1034)	
3/8	SS-HPLN-NS6-4	4.00 (101.6)	0.69 (17.5)	0.31 (7.9)	15000 (1034)	
1/2	SS-HPLN-NS8-3	3.00 (76.2)	22.2 (0.87)	0.38 (9.6)	15000 (1034)	
1/2	SS-HPLN-NS8-4	4.00 (101.6)	22.2 (0.87)	0.38 (9.6)	15000 (1034)	
1/2	SS-HPLN-NS8-6	6.00 (152.4)	22.2 (0.87)	0.38 (9.6)	15000 (1034)	

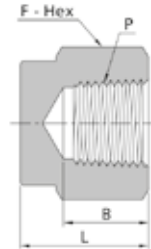


15,000 PSI HIGH PRESSURE THREADED PIPE FITTINGS



PIPE CAPS

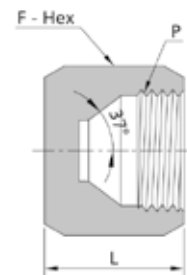
Female NPT threads

 P-NPT	#	Dimensions - in. (mm)			 psig (bar)
		L	F	B	
1/8	SS-HPC-NS2	0.75 (19.1)	0.63 (15.9)	0.41 (10.4)	15000 (1034)
1/4	SS-HPC-NS4	0.91 (23.8)	0.94 (23.8)	0.59 (15.0)	15000 (1034)
3/8	SS-HPC-NS6	1.03 (26.2)	1.13 (28.6)	0.59 (15.0)	15000 (1034)
1/2	SS-HPC-NS8	1.34 (34.0)	1.37 (34.9)	0.78 (19.8)	15000 (1034)





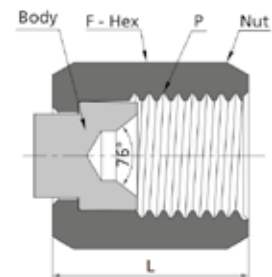
Female JIC

 P-SAE/MS	#	Dimensions - in. (mm)		 psig (bar)
		L	F	
7/16-20	SS-HPC-AN4	0.62 (15.8)	0.56 (14.3)	20000 (1379)
9/16-18	SS-HPC-AN6	0.72 (18.3)	0.69 (17.5)	20000 (1379)
3/4-16	SS-HPC-AN8	0.83 (21.2)	0.87 (22.2)	20000 (1379)
7/8-14	SS-HPC-AN10	0.98 (24.9)	1.00 (25.4)	20000 (1379)
1 1/16-12	SS-HPC-AN12	1.09 (27.8)	1.25 (31.8)	15000 (1034)
1 5/16-12	SS-HPC-AN16	1.30 (33.0)	1.50 (38.1)	15000 (1034)





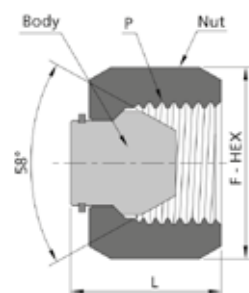
Moveable insert female JIC

 P-SAE/MS	#	Dimensions - in. (mm)		 psig (bar)
		L	F	
7/16-20	SS-HMC-AN4	0.68 (17.3)	0.56 (14.3)	20000 (1379)
9/16-18	SS-HMC-AN6	0.79 (20.0)	0.69 (17.5)	20000 (1379)
3/4-16	SS-HMC-AN8	0.89 (22.6)	0.87 (22.2)	20000 (1379)
7/8-14	SS-HMC-AN10	0.99 (25.1)	1.00 (25.4)	20000 (1379)
1 1/16-12	SS-HMC-AN12	1.03 (26.2)	1.25 (31.8)	15000 (1034)
1 5/16-12	SS-HMC-AN16	1.18 (30.0)	1.50 (38.1)	15000 (1034)



Moveable insert type "M" female



 P-SAE/MS	#	Dimensions - in. (mm)		 psig (bar)
		L	F	
9/16-18	SS-HMC-HM9	0.85 (21.6)	0.69 (17.5)	60000 (4137)
3/4-16	SS-HMC-HM12	0.91 (23.1)	1.00 (25.4)	30000 (2068)
7/8-14	SS-HMC-HM14	1.28 (32.5)	1.19 (30.2)	50000 (3447)
1-12	SS-HMC-HM16	1.25 (31.8)	1.25 (31.8)	30000 (2068)
1 5/16-12	SS-HMC-HM21	1.18 (30.0)	1.50 (38.1)	20000 (1379)

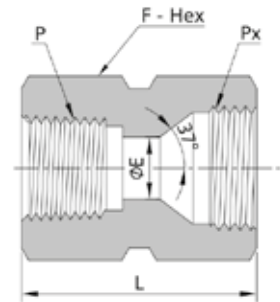


15,000 PSI HIGH PRESSURE THREADED PIPE FITTINGS



HEX COUPLINGS

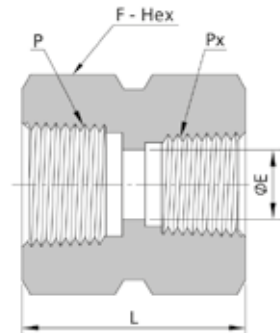
Female NPT threads / JIC Female threads

		#	Dimensions - in. (mm)			 psig (bar)
P-NPT	Px-SAE/MS		L	F	E	
1/8	7/16-20	SS-HPCG-NS2-AN4	1.12 (28.4)	0.63 (15.9)	0.17 (4.3)	15000 (1034)
1/4	7/16-20	SS-HPCG-NS4-AN4	1.33 (33.7)	0.94 (23.8)	0.17 (4.3)	15000 (1034)
1/4	9/16-18	SS-HPCG-NS4-AN6	1.36 (34.5)	0.94 (23.8)	0.30 (7.5)	15000 (1034)
3/8	7/16-20	SS-HPCG-NS6-AN4	1.33 (33.7)	1.13 (28.6)	0.17 (4.3)	15000 (1034)
3/8	9/16-18	SS-HPCG-NS6-AN6	1.36 (34.5)	1.13 (28.6)	0.30 (7.5)	15000 (1034)
3/8	3/4-16	SS-HPCG-NS6-AN8	1.44 (36.5)	1.13 (28.6)	0.39 (9.9)	15000 (1034)
1/2	9/16-18	SS-HPCG-NS8-AN6	1.56 (39.7)	1.37 (34.9)	0.30 (7.5)	15000 (1034)
1/2	3/4-16	SS-HPCG-NS8-AN8	1.64 (41.7)	1.37 (34.9)	0.39 (9.9)	15000 (1034)
1/2	7/8-14	SS-HPCG-NS8-AN10	1.74 (44.1)	1.37 (34.9)	0.48 (12.3)	15000 (1034)





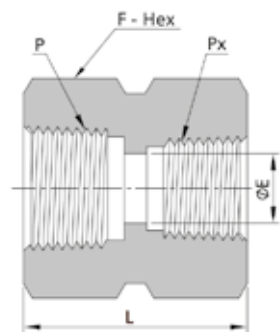
Female NPT threads / Female ISO Tapered threads

		#	Dimensions - in. (mm)			 psig (bar)
P-NPT	Px-ISO Tapered		L	F	E	
1/8	1/8	SS-HPCG-NS2-RT2	0.94 (23.8)	0.63 (15.9)	0.31 (8.0)	15000 (1034)
1/4	1/8	SS-HPCG-NS4-RT2	1.14 (28.9)	0.94 (23.8)	0.31 (8.0)	15000 (1034)
1/4	1/4	SS-HPCG-NS4-RT4	1.32 (33.5)	0.94 (23.8)	0.41 (10.4)	15000 (1034)
3/8	1/8	SS-HPCG-NS6-RT2	1.14 (28.9)	1.13 (28.6)	0.31 (8.0)	15000 (1034)
3/8	1/4	SS-HPCG-NS6-RT4	1.32 (33.5)	1.13 (28.6)	0.41 (10.4)	15000 (1034)
3/8	3/8	SS-HPCG-NS6-RT6	1.32 (33.5)	1.13 (28.6)	0.54 (13.8)	15000 (1034)
1/2	1/8	SS-HPCG-NS8-RT2	1.35 (34.2)	1.37 (34.9)	0.31 (8.0)	15000 (1034)
1/2	1/4	SS-HPCG-NS8-RT4	1.53 (38.8)	1.37 (34.9)	0.41 (10.4)	15000 (1034)
1/2	3/8	SS-HPCG-NS8-RT6	1.53 (38.8)	1.37 (34.9)	0.54 (13.8)	15000 (1034)
1/2	1/2	SS-HPCG-NS8-RT8	1.72 (43.8)	1.37 (34.9)	0.67 (17.0)	15000 (1034)





Female NPT threads

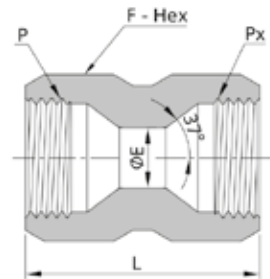
		#	Dimensions - in. (mm)			 psig (bar)
P-NPT	Px-NPT		L	F	E	
1/8	1/8	SS-HPCG-NS2	0.94 (23.8)	0.63 (15.9)	0.31 (8.0)	15000 (1034)
1/4	1/8	SS-HPCG-NS4-NS2	1.14 (28.9)	0.94 (23.8)	0.31 (8.0)	15000 (1034)
1/4	1/4	SS-HPCG-NS4	1.32 (33.5)	0.94 (23.8)	0.41 (10.4)	15000 (1034)
3/8	1/8	SS-HPCG-NS6-NS2	1.14 (28.9)	1.13 (28.6)	0.31 (8.0)	15000 (1034)
3/8	1/4	SS-HPCG-NS6-NS4	1.32 (33.5)	1.13 (28.6)	0.41 (10.4)	15000 (1034)
3/8	3/8	SS-HPCG-NS6	1.32 (33.5)	1.13 (28.6)	0.54 (13.8)	15000 (1034)
1/2	1/8	SS-HPCG-NS8-NS2	1.35 (34.2)	1.37 (34.9)	0.31 (8.0)	15000 (1034)
1/2	1/4	SS-HPCG-NS8-NS4	1.53 (38.8)	1.37 (34.9)	0.41 (10.4)	15000 (1034)
1/2	3/8	SS-HPCG-NS8-NS6	1.53 (38.8)	1.37 (34.9)	0.54 (13.8)	15000 (1034)
1/2	1/2	SS-HPCG-NS8	1.72 (43.8)	1.37 (34.9)	0.67 (17.0)	15000 (1034)



15,000 PSI HIGH PRESSURE THREADED PIPE FITTINGS



Female JIC

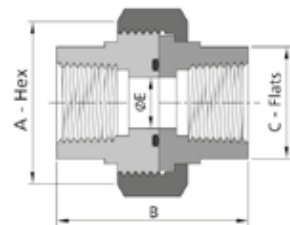
		#	Dimensions - in. (mm)			
P-SAE/MS	Px-SAE/MS		L	F	E	
7/16-20	7/16-20	SS-HPCG-AN4	1.24 (31.5)	0.56 (14.3)	0.17 (4.3)	20000 (1379)
9/16-18	7/16-20	SS-HPCG-AN6-AN4	1.27 (32.3)	0.69 (17.5)	0.17 (4.3)	20000 (1379)
9/16-18	9/16-18	SS-HPCG-AN6	1.33 (33.8)	0.69 (17.5)	0.30 (7.5)	20000 (1379)
3/4-16	9/16-18	SS-HPCG-AN8-AN4	1.39 (35.4)	0.87 (22.2)	0.30 (7.5)	20000 (1379)
3/4-16	3/4-16	SS-HPCG-AN8	1.48 (37.6)	0.87 (22.2)	0.39 (9.9)	20000 (1379)
7/8-14	3/4-16	SS-HPCG-AN10-AN8	1.57 (40.0)	1.00 (25.4)	0.39 (9.9)	20000 (1379)
7/8-14	7/8-14	SS-HPCG-AN10	1.68 (42.6)	1.00 (25.4)	0.48 (12.3)	20000 (1379)
1 1/16-12	7/8-14	SS-HPCG-AN12-AN10	1.74 (44.1)	1.37 (34.8)	0.48 (12.3)	15000 (1034)
1 1/16-12	1 1/16-12	SS-HPCG-AN12	1.80 (45.8)	1.25 (31.8)	0.61 (15.5)	15000 (1034)
1 5/16-12	1 1/16-12	SS-HPCG-AN16-AN12	1.89 (48.1)	1.50 (38.1)	0.61 (15.5)	15000 (1034)
1 5/16-12	1 5/16-12	SS-HPCG-AN16	1.97 (50.1)	1.50 (38.1)	0.84 (21.44)	15000 (1034)



ZERO-CLEARANCE UNIONS



Female NPT threads

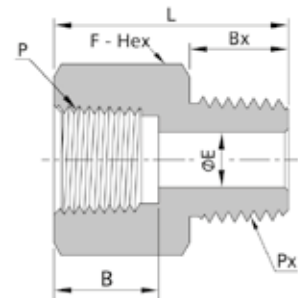
		#	Dimensions - in. (mm)				
P-NPT			A	B	C	E	
1/8		SS-HPZC-NS2	1.06 (27.0)	1.75 (44.5)	0.62 (15.8)	0.31 (8.0)	15000 (1034)
1/4		SS-HPZC-NS4	1.50 (38.1)	2.00 (50.8)	0.94 (23.8)	0.41 (10.4)	15000 (1034)
3/8		SS-HPZC-NS6	1.75 (44.5)	2.25 (57.2)	1.12 (28.5)	0.54 (13.8)	15000 (1034)
1/2		SS-HPZC-NS8	2.00 (50.8)	2.50 (63.5)	1.37 (34.9)	0.67 (17.0)	15000 (1034)
3/4		SS-HPZC-NS12	2.25 (57.2)	2.75 (69.9)	1.50 (38.1)	0.88 (22.3)	10000 (690)



ADAPTORS



Female NPT threads / Male NPT threads

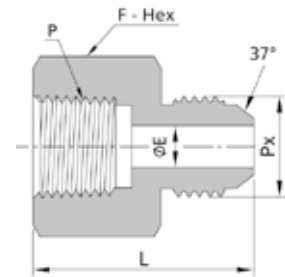
		#	Dimensions - in. (mm)				
P-NPT	Px-NPT		L	F	B	Bx	
1/8	1/8	SS-HPA-NS2	0.96 (24.5)	0.63 (15.9)	0.41 (10.4)	0.38 (9.7)	15000 (1034)
1/8	1/4	SS-HPA-NS2-NS4	1.13 (28.8)	0.63 (15.9)	0.41 (10.4)	0.56 (14.2)	15000 (1034)
1/8	3/8	SS-HPA-NS2-NS6	1.14 (29.0)	0.69 (17.5)	0.41 (10.4)	0.56 (14.2)	15000 (1034)
1/8	1/2	SS-HPA-NS2-NS8	1.08 (27.4)	0.87 (22.2)	0.41 (10.4)	0.75 (19.1)	15000 (1034)
1/8	3/4	SS-HPA-NS2-NS12	1.08 (27.4)	1.06 (27.0)	0.41 (10.4)	0.75 (19.1)	10000 (690)
1/4	1/8	SS-HPA-NS4-NS2	1.25 (31.8)	0.94 (23.8)	0.59 (15.0)	0.38 (9.7)	15000 (1034)
1/4	1/4	SS-HPA-NS4	1.37 (34.9)	0.94 (23.8)	0.59 (15.0)	0.56 (14.2)	15000 (1034)
1/4	3/8	SS-HPA-NS4-NS6	1.37 (34.9)	0.94 (23.8)	0.59 (15.0)	0.56 (14.2)	15000 (1034)
1/4	1/2	SS-HPA-NS4-NS8	1.58 (40.1)	0.94 (23.8)	0.59 (15.0)	0.75 (19.1)	15000 (1034)
1/4	3/4	SS-HPA-NS4-NS12	1.34 (34.1)	1.06 (27.0)	0.59 (15.0)	0.75 (19.1)	10000 (690)
1/4	1	SS-HPA-NS4-NS16	1.37 (34.8)	1.37 (34.9)	0.59 (15.0)	0.94 (23.9)	10000 (690)
3/8	1/4	SS-HPA-NS6-NS4	1.42 (36.0)	1.13 (28.6)	0.59 (15.0)	0.56 (14.2)	15000 (1034)
3/8	3/8	SS-HPA-NS6	1.42 (36.0)	1.13 (28.6)	0.59 (15.0)	0.56 (14.2)	15000 (1034)
3/8	1/2	SS-HPA-NS6-NS8	1.61 (41.0)	1.13 (28.6)	0.59 (15.0)	0.75 (19.1)	15000 (1034)
3/8	3/4	SS-HPA-NS6-NS12	1.61 (41.0)	1.13 (28.6)	0.59 (15.0)	0.75 (19.1)	10000 (690)
3/8	1	SS-HPA-NS6-NS16	1.47 (37.3)	1.37 (34.9)	0.59 (15.0)	0.94 (23.9)	10000 (690)
1/2	1/4	SS-HPA-NS8-NS4	1.72 (43.1)	1.37 (34.9)	0.78 (19.8)	0.56 (14.2)	15000 (1034)
1/2	3/8	SS-HPA-NS8-NS6	1.72 (43.1)	1.37 (34.9)	0.78 (19.8)	0.56 (14.2)	15000 (1034)
1/2	1/2	SS-HPA-NS8	1.89 (48.0)	1.37 (34.9)	0.78 (19.8)	0.75 (19.1)	15000 (1034)





15,000 PSI HIGH PRESSURE THREADED PIPE FITTINGS

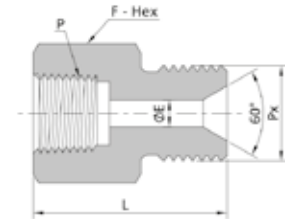
Female NPT threads / Male JIC

		#	Dimensions - in. (mm)			
P-NPT	Px-SAE/MS		L	F	B	
1/8	7/16-20	SS-HPA-NS2-AN4	1.09 (27.8)	0.63 (15.9)	0.17 (4.4)	15000 (1034)
1/4	7/16-20	SS-HPA-NS4-AN4	1.32 (33.5)	0.94 (23.8)	0.17 (4.4)	15000 (1034)
1/4	9/16-18	SS-HPA-NS4-AN6	1.32 (33.5)	0.94 (23.8)	0.23 (5.8)	15000 (1034)
3/8	9/16-18	SS-HPA-NS6-AN6	1.37 (34.8)	1.13 (28.6)	0.23 (5.8)	15000 (1034)
3/8	3/4-16	SS-HPA-NS6-AN8	1.47 (37.4)	1.13 (28.6)	0.31 (8.0)	15000 (1034)
1/2	3/4-16	SS-HPA-NS8-AN8	1.72 (43.6)	1.37 (34.9)	0.31 (8.0)	15000 (1034)
1/2	7/8-14	SS-HPA-NS8-AN10	1.82 (46.2)	1.37 (34.9)	0.41 (10.4)	15000 (1034)
1/2	1 1/16-12	SS-HPA-NS8-AN12	1.92 (48.8)	1.37 (34.9)	0.46 (11.6)	15000 (1034)





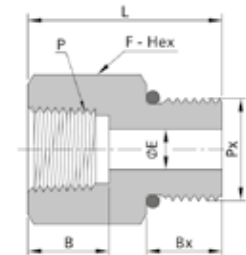
Female NPT threads / Type "M" male

		#	Dimensions - in. (mm)			
P-NPT	Px-SAE/MS		L	F	E	
1/8	9/16-18	SS-HPA-NS2-HM9	1.13 (28.6)	0.63 (15.9)	0.09 (2.4)	15000 (1034)
1/4	9/16-18	SS-HPA-NS4-HM9	1.37 (34.9)	0.94 (23.8)	0.09 (2.4)	15000 (1034)
1/4	3/4-16	SS-HPA-NS4-HM12	1.50 (38.1)	0.94 (23.8)	0.29 (7.4)	15000 (1034)
3/8	9/16-18	SS-HPA-NS6-HM9	1.44 (36.5)	1.13 (28.6)	0.09 (2.4)	15000 (1034)
3/8	3/4-16	SS-HPA-NS6-HM12	1.56 (39.7)	1.13 (28.6)	0.29 (7.4)	15000 (1034)
1/2	9/16-18	SS-HPA-NS8-HM9	1.63 (41.3)	1.37 (34.9)	0.09 (2.4)	15000 (1034)
1/2	3/4-16	SS-HPA-NS8-HM12	1.75 (44.4)	1.37 (34.9)	0.29 (7.4)	15000 (1034)
1/2	7/8-14	SS-HPA-NS8-HM14	1.87 (47.6)	1.37 (34.9)	0.15 (3.8)	15000 (1034)
3/4	1-12	SS-HPA-NS12-HM16	1.87 (47.6)	1.50 (38.1)	0.39 (10.0)	10000 (690)
1	1 5/16-12	SS-HPA-NS16-HM21	2.06 (52.4)	1.75 (44.5)	0.69 (17.5)	10000 (690)





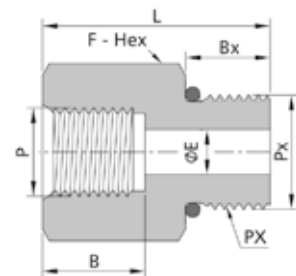
Female NPT threads / Male SAE/MS straight threads

		#	Dimensions - in. (mm)					
P-NPT	Px-SAE/MS		L	F	B	Bx	E	
1/4	7/16-20	SS-HPA-NS4-SH7	1.20 (30.5)	0.94 (23.8)	0.59 (15.0)	0.43 (11.0)	0.18 (4.5)	9137 (630)
3/8	9/16-18	SS-HPA-NS6-SH9	1.29 (32.7)	1.13 (28.6)	0.59 (15.0)	0.47 (12.0)	0.30 (7.5)	9137 (630)
1/2	3/4-16	SS-HPA-NS8-SH12	1.61 (40.9)	1.37 (34.9)	0.78 (19.8)	0.55 (14.0)	0.39 (10.0)	9137 (630)
3/4	7/8-14	SS-HPA-NS12-SH14	1.67 (42.5)	1.50 (38.1)	0.81 (20.6)	0.63 (16.0)	0.49 (12.5)	9137 (630)



Female SAE/MS straight threads / Male SAE/MS straight threads



		#	Dimensions - in. (mm)				
P-SAE/MS	Px-SAE/MS		L	F	B	Bx	
7/16-20	9/16-18	SS-HPA-SH7-SH9	1.25 (31.8)	0.81 (20.6)	0.55 (14.0)	0.47 (12.0)	9137 (630)
7/16-20	3/4-16	SS-HPA-SH7-SH12	1.25 (31.8)	0.87 (22.2)	0.55 (14.0)	0.55 (14.0)	9137 (630)
9/16-28	3/4-16	SS-HPA-SH9-SH12	1.42 (36.0)	1.00 (25.4)	0.61 (15.5)	0.55 (14.0)	9137 (630)
9/16-28	7/8-14	SS-HPA-SH9-SH14	1.42 (36.0)	1.00 (25.4)	0.61 (15.5)	0.63 (16.0)	9137 (630)
3/4-16	7/8-14	SS-HPA-SH12-SH14	1.65 (41.8)	30.2 (30.2)	0.69 (17.5)	0.63 (16.0)	9137 (630)

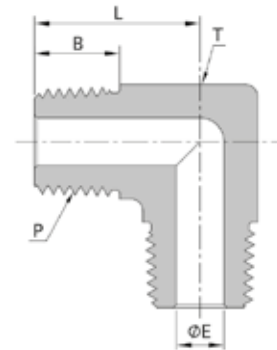


15,000 PSI HIGH PRESSURE THREADED PIPE FITTINGS

MALE ELBOWS



Male NPT threads

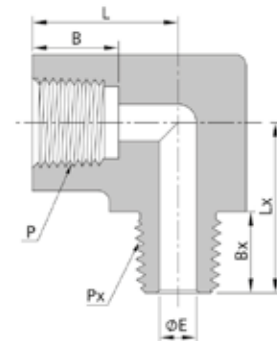
 P-NPT	#	Dimensions - in. (mm)				 psig (bar)
		L	B	E	T	
1/8	SS-HPME-NS2	0.74 (18.8)	0.38 (9.7)	0.19 (4.8)	0.50 (12.7)	15000 (1034)
1/4	SS-HPME-NS4	1.00 (25.3)	0.56 (14.2)	0.25 (6.4)	0.63 (15.9)	15000 (1034)
3/8	SS-HPME-NS6	1.10 (28.0)	0.56 (14.2)	0.31 (7.9)	0.75 (19.1)	15000 (1034)
1/2	SS-HPME-NS8	1.44 (36.6)	0.75 (19.1)	0.38 (9.6)	1.00 (25.4)	15000 (1034)



STREET ELBOWS



Female NPT threads / Male NPT threads

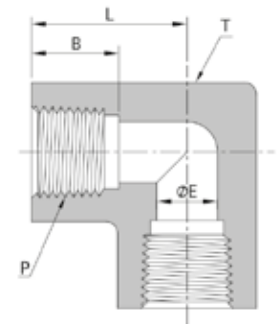
		#	Dimensions - in. (mm)					 psig (bar)
P-NPT	Px-NPT		L	B	E	Lx	Bx	
1/8	1/8	SS-HPSE-NS2	0.74 (18.8)	0.41 (10.4)	0.19 (4.8)	0.82 (20.9)	0.38 (9.7)	15000 (1034)
1/8	1/4	SS-HPSE-NS2-NS4	0.78 (19.8)	0.41 (10.4)	0.25 (6.4)	1.00 (25.5)	0.56 (14.2)	15000 (1034)
1/8	3/8	SS-HPSE-NS2-NS6	0.95 (24.2)	0.41 (10.4)	0.31 (7.9)	1.07 (27.2)	0.56 (14.2)	15000 (1034)
1/4	1/4	SS-HPSE-NS4	0.99 (25.2)	0.59 (15.0)	0.25 (6.4)	1.06 (27.0)	0.56 (14.2)	15000 (1034)
1/4	3/8	SS-HPSE-NS4-NS6	0.99 (25.2)	0.59 (15.0)	0.31 (7.9)	1.06 (27.0)	0.56 (14.2)	15000 (1034)
1/4	1/2	SS-HPSE-NS4-NS8	1.15 (29.1)	0.59 (15.0)	0.38 (9.6)	1.40 (35.5)	0.75 (19.1)	15000 (1034)
3/8	3/8	SS-HPSE-NS6	1.20 (30.6)	0.59 (15.0)	0.31 (7.9)	1.20 (30.6)	0.56 (14.2)	15000 (1034)
3/8	1/2	SS-HPSE-NS6-NS8	1.20 (30.6)	0.59 (15.0)	0.38 (9.6)	1.38 (35.0)	0.75 (19.1)	15000 (1034)
3/8	3/4	SS-HPSE-NS6-NS12	1.23 (31.2)	0.59 (15.0)	0.54 (13.8)	1.56 (39.6)	0.75 (19.1)	10000 (1034)
1/2	1/2	SS-HPSE-NS8	1.55 (39.4)	0.78 (19.8)	0.38 (9.6)	1.61 (9.6)	0.75 (19.1)	15000 (1034)



FEMALE ELBOWS



Female NPT threads

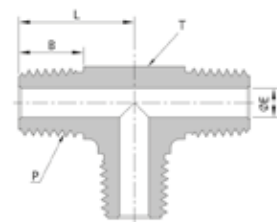
	#	Dimensions - in. (mm)				 psig (bar)
		L	B	E	T	
1/8	SS-HPE-NS2	0.79 (20.1)	0.41 (10.4)	0.31 (8.0)	0.63 (15.9)	15000 (1034)
1/4	SS-HPE-NS4	0.99 (25.2)	0.59 (15.0)	0.41 (10.4)	0.75 (19.1)	15000 (1034)
3/8	SS-HPE-NS6	1.20 (30.6)	0.59 (15.0)	0.54 (13.8)	1.00 (25.4)	15000 (1034)
1/2	SS-HPE-NS8	1.55 (39.3)	0.78 (19.8)	0.67 (17.0)	1.37 (34.9)	15000 (1034)



MALE TEES

Male NPT threads



	#	Dimensions - in. (mm)				 psig (bar)
		L	B	E	T	
1/8	SS-HPMT-NS2	0.74 (18.8)	0.38 (9.7)	0.19 (4.8)	0.50 (12.7)	15000 (1034)
1/4	SS-HPMT-NS4	1.00 (25.3)	0.56 (14.2)	0.25 (6.4)	0.63 (15.9)	15000 (1034)
3/8	SS-HPMT-NS6	1.10 (28.0)	0.56 (14.2)	0.31 (7.9)	0.75 (19.1)	15000 (1034)
1/2	SS-HPMT-NS8	1.44 (36.6)	0.75 (19.1)	0.38 (9.6)	1.00 (25.4)	15000 (1034)

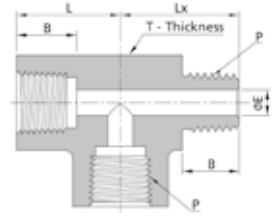


15,000 PSI HIGH PRESSURE THREADED PIPE FITTINGS

MALE STREET TEES



NPT Threads

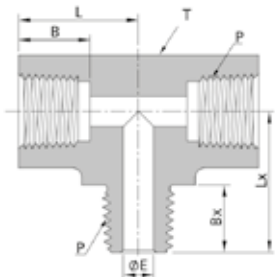
 P-NPT	#	Dimensions - in. (mm)						 psig (bar)
		L	B	Lx	Bx	E	T	
1/8	SS-HPST-NS2	0.76 (19.4)	0.41 (10.4)	0.82 (20.9)	0.38 (9.7)	0.19 (4.8)	0.63 (15.9)	15000 (1034)
1/4	SS-HPST-NS4	0.99 (25.4)	0.59 (15.0)	1.06 (27.0)	0.56 (14.2)	0.25 (6.4)	0.75 (19.1)	15000 (1034)
3/8	SS-HPST-NS6	1.20 (30.6)	0.59 (15.0)	1.20 (30.6)	0.56 (14.2)	0.31 (7.9)	1.00 (25.4)	15000 (1034)
1/2	SS-HPST-NS8	1.55 (39.4)	0.78 (19.8)	1.61 (40.8)	0.75 (19.1)	0.38 (9.6)	1.37 (34.9)	15000 (1034)
3/4	SS-HPST-NS12	1.72 (43.8)	0.81 (20.6)	1.68 (42.7)	0.75 (19.1)	0.58 (14.8)	1.50 (38.1)	10000 (690)
1	SS-HPST-NS16	2.07 (52.5)	1.00 (25.4)	2.06 (52.3)	0.94 (23.9)	0.79 (20.0)	1.75 (44.5)	10000 (690)



MALE BRANCH TEES



NPT Threads

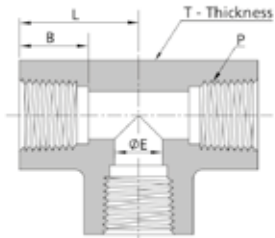
 P-NPT	#	Dimensions - in. (mm)						 psig (bar)
		L	B	Lx	Bx	E	T	
1/8	SS-HPBT-NS2	0.74 (18.8)	0.41 (10.4)	0.82 (20.9)	0.38 (9.7)	0.19 (4.8)	0.63 (15.9)	15000 (1034)
1/4	SS-HPBT-NS4	0.99 (25.4)	0.59 (15.0)	1.06 (27.0)	0.56 (14.2)	0.25 (6.4)	0.75 (19.1)	15000 (1034)
3/8	SS-HPBT-NS6	1.20 (30.6)	0.59 (15.0)	1.20 (30.6)	0.56 (14.2)	0.31 (7.9)	1.00 (25.4)	15000 (1034)
1/2	SS-HPBT-NS8	1.48 (37.6)	0.78 (19.8)	1.61 (40.8)	0.75 (19.1)	0.38 (9.6)	1.37 (34.9)	15000 (1034)
3/4	SS-HPBT-NS12	1.61 (40.8)	0.81 (20.6)	1.77 (44.9)	0.75 (19.1)	0.58 (14.8)	1.50 (38.1)	10000 (690)
1	SS-HPBT-NS16	1.91 (48.5)	1.00 (25.4)	2.07 (52.5)	0.94 (23.9)	0.79 (20.0)	1.75 (44.5)	10000 (690)



FEMALE TEES



Female NPT threads

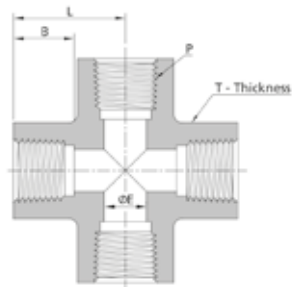
 P-NPT	#	Dimensions - in. (mm)				 psig (bar)
		L	B	E	T	
1/8	SS-HPT-NS2	0.79 (20.1)	0.41 (10.4)	0.31 (8.0)	0.63 (15.9)	15000 (1034)
1/4	SS-HPT-NS4	0.99 (25.4)	0.59 (15.0)	0.41 (10.4)	0.75 (19.1)	15000 (1034)
3/8	SS-HPT-NS6	1.20 (30.6)	0.59 (15.0)	0.54 (13.8)	1.00 (25.4)	15000 (1034)
1/2	SS-HPT-NS8	1.55 (39.3)	0.78 (19.8)	0.67 (17.0)	1.37 (34.9)	15000 (1034)



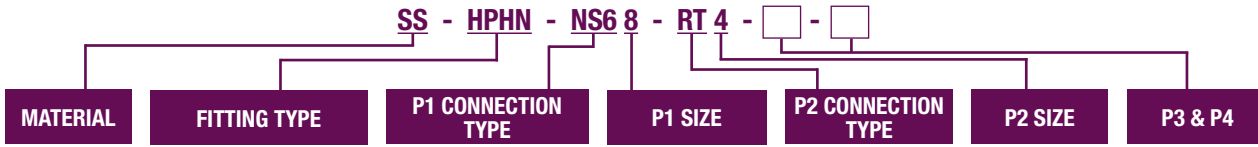
FEMALE CROSSES

Female NPT threads

 P-NPT	#	Dimensions - in. (mm)				 psig (bar)
		L	B	E	T	
1/8	SS-HPCR-NS2	0.74 (18.9)	0.41 (10.4)	0.31 (8.0)	0.63 (15.9)	15000 (1034)
1/4	SS-HPCR-NS4	0.99 (25.4)	0.59 (15.0)	0.41 (10.4)	0.75 (19.1)	15000 (1034)
3/8	SS-HPCR-NS6	1.20 (30.6)	0.59 (15.0)	0.54 (13.8)	1.00 (25.4)	15000 (1034)
1/2	SS-HPCR-NS8	1.49 (37.9)	0.78 (19.8)	0.67 (17.0)	1.37 (34.9)	15000 (1034)



15,000 PSI HIGH PRESSURE PART NUMBER DESCRIPTION



SS	316 SS
-----------	--------

HPP	Pipe Plugs
HPHN	Hex Nipples
HPLN	Hex Long Nipples
HPC	Pipe Caps
HPCG	Hex Couplings
HPZC	Zero-Clearance Unions
HPA	Adaptors
HPME	Male Elbows
HPSE	Street Elbows
HPE	Female Elbows
HPMT	Male Tees
HPST	Male Street Tees
HPST	Male Branch Tees
HPT	Female Tees
HPCR	Female Cross

NS	NPT
RT	ISO Tapered
SH	Heavy-duty SAE/MS (Accordance with SAE J1926-2)
AN	JIC (37° Flare)
HM	Type "M" Male

NS and RT Size	
2	1/8"
4	1/4"
6	3/8"
8	1/2"
12	3/4"
16	1"
SH Size	
7	7/16-20
9	9/16-18
12	3/4-16
AN Size	
4	7/16-20
6	9/16-18
8	3/4-16
10	7/8-14
12	1 1/16-12
16	1 5/16-12
HM Size	
9	9/16-18
12	3/4-16
14	7/8-14
18	1-12
21	1 5/16-12

Specify in the same way as the P1

Specify in the same way as the P1

Specify in the way same way as the P1

NB: "Part Number Description" is used for composition rules of Abdex product model, not suitable for specific product part number selection, not random combinations. If in doubt, please contact Abdex.

- P1, P2, P3 and P4 shall be described in the following orders:
- Female thread end is the first
 - NPT-ISO Tapered-Heavy Duty SAE/MS - JIC (37° Flare)-HM
 - Describe the descending order as per size if the end Connection types are the same
 - Describe the end P1 if all end connections are the same.

