

37° FLARED TUBE FITTINGS

TUBE FITTINGS

FEATURES






- Fittings are designed and manufactured in compliance with SAEJ514
- Sizes range from 1/8" to 2" and 3mm to 50mm
- 316 stainless steel, aluminium, brass and carbon steel materials are available
- Hardened threads and smoothed surface finishes extend fitting life and prevent sticking of the matching threads
- Radius junction design within elbows provides smooth flow path
- Every fitting is stamped with size, material and heat code.
- Female nut threads are silver-plated to minimize the friction with body threads
- Fittings are easy to disconnect and retighten



WORKING PRESSURES OF 37° FLARE TUBE FITTINGS

| Nom. SAE dash size | Nom. Tube O.D size inch | 37° Flare St. thread | Nom. Pipe size | SAE St. Thread Union and Bulkhead | Fittings with pipe threads |
|--------------------|----------------------------|----------------------|----------------|-----------------------------------|----------------------------|
| | | | | psig / bar | psig / bar |
| 2 | 1/8 | 5/16-24 | 1/8 | 5000 (345) | 5000 (345) |
| 3 | 3/16 | 3/8-24 | 1/8 | 5000 (345) | 5000 (345) |
| 4 | 1/4 | 7/16-20 | 1/8 | 5000 (345) | 5000 (345) |
| 5 | 5/16 | 1/2-20 | 1/8 | 5000 (345) | 5000 (345) |
| 6 | 3/8 | 9/16-18 | 1/4 | 5000 (345) | 4000 (276) |
| 8 | 1/2 | 3/4-16 | 3/8 | 4500 (310) | 3000 (207) |
| 10 | 5/8 | 7/8-14 | 1/2 | 3500 (241) | 3000 (207) |
| 12 | 3/4 | 1 1/16-12 | 3/4 | 3500 (241) | 2500 (172) |
| 14 | 7/8 | 1 3/16-12 | 3/4 | 3000 (207) | 2500 (172) |
| 16 | 1 | 1 5/16-12 | 1 | 3000 (207) | 2000 (138) |
| 20 | 1 1/4 | 1 5/8-12 | 1 1/4 | 2500 (172) | 1150 (79) |
| 24 | 1 1/2 | 1 7/8-12 | 1 1/2 | 2000 (138) | 1000 (69) |
| 32 | 2 | 2 1/2-12 | 2 | 1500 (103) | 1000 (69) |

Working pressures given are for carbon steel only.
Four times safety factor applied for above working pressure.

| CONFIGURATION | FITTING TYPE | EXAMPLE |
|---|------------------|---------------|
|  | Sleeve | SS-SL-AN8 |
|  | Nut | AL-N-AN8 |
|  | Male Connector | B-CM-AN8-NS8 |
|  | Female Connector | CS-CF-AN8-RT6 |
|  | Union | SS-U-AN8 |

37° FLARED TUBE FITTINGS

TUBE FITTINGS

| CONFIGURATION | FITTING TYPE | EXAMPLE |
|---|-------------------------|-----------------|
|  | Reducing Adaptor | SS-RA-AN8-AN4 |
|  | Bulkhead Union | SS-BU-AN6 |
|  | Tube Plug | SS-TP-AN6 |
|  | Tube Cap | SS-TC-AN6 |
|  | Male Elbow | SS-LM-AN8-NS4 |
|  | Positionable Male Elbow | SS-LP-AN10-ST14 |
|  | 45° Male Elbow | SS-VM-AN8-NS6 |
|  | Female Elbow | SS-LF-AN8-NS6 |
|  | Union Elbow | SS-LU-AN4 |
|  | Male Branch Tee | SS-TTM-AN8-NS4 |
|  | Male Run Tee | SS-TMT-AN8-RT4 |
|  | Female Branch Tee | SS-TTF-AN8-RT4 |
|  | Female Run Tee | SS-TFT-AN8-NS4 |
|  | Union Tee | SS-TTT-AN8 |
|  | Union Cross | SS-C-AN12 |

37° FLARED TUBE FITTINGS PART NUMBER DESCRIPTION

SS - CM - AN 8 - NS 8 - [] - []

| MATERIAL | | FITTING TYPE | | P1 TYPE | | P1 SIZE | | P2 TYPE | | P2 SIZE | | P3 & P4 |
|----------|--------------|--------------|------------------------------|---------|------------------|---------|----------------|--|------------------------|--|-----------|-------------------------------|
| SS | 316 SS | SL | Sleeve | AN | 37° Flare | 1 | 1/16" | Except the same as the P1, the other type follows: | | Except the same as the P1, the other type follows: | | Specify in the same way as P2 |
| AL | Aluminium | N | Nut | AS | 37° Flare Swivel | 2 | 1/8" or 2mm | NS | NPT Thread | 5 | 5/16-24 | |
| B | Brass | CM | Male Connector | | | 3 | 3/16" or 3mm | RT | ISO Tapered thread | 6 | 3/8-24 | |
| CS | Carbon Steel | CF | Female Connector | | | 4 | 1/4" or 4mm | ST | SAE/MS Straight Thread | 7 | 7/16-20 | |
| | | U | Union | | | 5 | 5/16" | | | 8 | 1/2-20 | |
| | | HU | Large Hex Union | | | 6 | 3/8" or 6mm | | | 9 | 9/16-18 | |
| | | RA | Reducing Adaptor | | | 8 | 1/2" or 8mm | | | 12 | 3/4-16 | |
| | | BU | Bulkhead Union | | | 10 | 5/8" or 10mm | | | 14 | 7/8-14 | |
| | | TP | Plug | | | 12 | 3/4" or 12mm | | | 17 | 1 1/16-12 | |
| | | TC | Cap | | | 14 | 7/8" or 14mm | | | 19 | 1 3/16-12 | |
| | | LM | Male Elbow | | | 15 | 15mm | | | 21 | 1 5/16-12 | |
| | | VM | 45° Male Elbow | | | 16 | 1" or 16mm | | | 26 | 1 5/8-12 | |
| | | LP | Positionable Male Elbow | | | 18 | 1 1/8" or 18mm | | | 30 | 1 7/8-12 | |
| | | LF | Female Elbow | | | 20 | 1 1/4" or 20mm | | | 40 | 2 1/2-12 | |
| | | LU | Union Elbow | | | 22 | 22mm | | | | | |
| | | TMT | Male Run Tee | | | 24 | 1 1/2" or 24mm | | | | | |
| | | TTM | Male Branch Tee | | | 25 | 25mm | | | | | |
| | | TFT | Female Run Tee | | | 28 | 28mm | | | | | |
| | | TTF | Female Branch Tee | | | 32 | 2" or 32mm | | | | | |
| | | TTP | Positionable Male Branch Tee | | | 38 | 38mm | | | | | |
| | | TTT | Union Tee | | | 50 | 50mm | | | | | |
| | | C | Union Cross | | | | | | | | | |

NB: "Part Number Description" is used for composition rules of Abdex product model, not suitable for specific product part number selection, not random combinations. If in doubt, please contact Abdex.

- P1, P2, P3 and P4 shall be described in the following orders:
- 37° Flare - 37° Flare Swivel - NPT Thread - ISO Tapered thread - SAE/MS Straight Thread - Others
 - Describe in descending order as per size if the end Connection types are the same
 - Describe the end of P1 if all end connections are the same.

