

R12

FOUR SPIRAL WIRE RUBBER HOSE



Hydraulic applications

#											
	mm	inch	mm	bar	psi	bar	psi	mm	kg/m		
R12-6	10.0	3/8	20.0	280	4,000	112	16,000	62.5	0.60		
R12-8	12.5	1/2	24.0	280	4,000	112	16,000	90.0	0.93		
R12-10	16.0	5/8	27.0	280	4,000	112	16,000	100.0	1.10		
R12-12	19.0	3/4	31.0	280	4,000	112	16,000	120.0	1.40		
R12-16	25.0	1	38.0	280	4,000	112	16,000	150.0	1.99		
R12-20	31.5	1 1/4	46.0	210	3,000	840	12,000	210.0	2.59		
R12-24	38.0	1 1/2	53.0	175	2,500	700	10,000	250.0	2.99		
R12-32	51.0	2	66.0	175	2,500	700	10,000	320.0	4.09		

APPLICATIONS

Petroleum based hydraulic fluids and lubricating oils. High pressure power lines up to 4,000 psi in heavy duty conditions, specific installations with high abrasion conditions, marine applications, underground and open pit mining.

FEATURES

- Approved at 1,000,000 impulse cycles high abrasion resistance
- High ozone and weather resistance
- Flame resistance to a wide range of spec
- Biological and mineral oils compatibility
- Applicable specifications: Exceed EN 856 R12 - SAE 100 R12 - ISO 3862 R12

CONSTRUCTION

Core tube: Synthetic rubber.
Pressure reinforcement: Four high tensile steel spirals.
Cover: Synthetic rubber abrasion resistant, MSHA accepted.

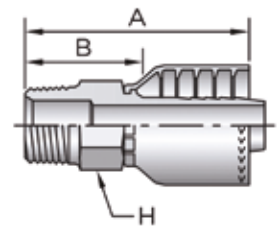
TEMPERATURE RANGE

-40°C to +125°C.

FITTINGS

Male NPTF pipe - rigid

		A	B	
inch		mm	mm	inch
3/8	3/8 x 18	60.0	37.0	3/4
1/2	1/2 x 14	72.0	41.0	7/8
1/2	3/4 x 14	68.0	37.0	1 1/16
3/4	3/4 x 14	78.0	43.0	1 1/16
3/4	1 x 11 - 1/2	78.0	44.0	1 3/8
1	1 x 11 - 1/2	92.0	52.0	1 3/8
1	1 1/4 x 11 - 1/2	89.0	48.0	1 11/16
1 1/4	1 1/4 x 11 - 1/2	103.0	61.0	1 3/4
1 1/4	1 1/2 x 11 - 1/2	96.0	53.0	2
1 1/2	1 1/2 x 11 - 1/2	110.0	56.0	2
2	2 x 11 - 1/2	118.0	64.0	2 1/2



Please Note: Variety of fittings in mild steel or stainless steel available, other fittings available on request. We reserve the right to make technical changes without notice.






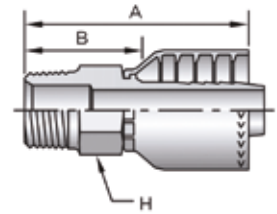
R12

FOUR SPIRAL WIRE RUBBER HOSE




RUBBER HOSE - HYDRAULIC

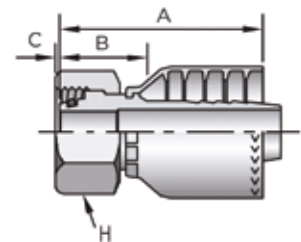
Female JIC 37° - swivel

		A	B		Additional Material
inch		mm	mm	inch	Stainless Steel
3/8	9/16 x 18	58.0	35.0	1 1/16	-
3/8	3/4 x 16	63.0	40.0	1 1/16	-
1/2	3/4 x 16	66.0	36.0	1 3/16	✓
1/2	7/8 x 14	72.0	42.0	7/8	-
5/8	7/8 x 14	72.0	40.0	1 5/16	-
3/4	7/8 x 14	74.0	39.0	1 1/16	-
1/2	1 1/16 x 12	70.0	40.0	1 1/16	-
5/8	1 1/16 x 12	76.0	44.0	1 1/16	-
3/4	1 1/16 x 12	75.0	41.0	1 1/16	✓
1	1 1/16 x 12	86.0	42.0	1 3/8	-
3/4	1 3/16 x 12	76.0	41.0	1 1/4	-
3/4	1 5/16 x 12	83.0	49.0	1 1/4	-
1	1 5/16 x 12	91.0	51.0	1 3/8	✓
1	1 5/8 x 12	97.0	56.0	1 5/8	-
1 1/4	1 5/8 x 12	100.0	57.0	1 7/8	✓
1 1/4	1 7/8 x 12	104.0	62.0	2 1/8	-
1 1/2	1 7/8 x 12	119.0	64.0	2 1/8	✓
2	2 1/2 x 12	137.0	81.0	2 1/2	-



Female metric S - swivel - (24° cone with O-ring)

		A	B	C	
inch		mm	mm	mm	mm
3/8	M20 x 1.5	51.0	30.0	1.0	24.0
1/2	M24 x 1.5	59.0	30.0	2.0	30.0
5/8	M30 x 2	65.0	35.0	1.0	36.0
3/4	M36 x 2	68.0	28.0	3.0	46.0
1	M42 x 2	78.0	33.0	5.0	50.0
1 1/4	M52 x 2	80.0	33.0	6.0	60.0



Please Note: Variety of fittings in mild steel or stainless steel available, other fittings available on request. We reserve the right to make technical changes without notice.