

R15

SIX SPIRAL WIRE HOSE



Hydraulic application

#											
	mm	inch	mm	bar	psi	bar	psi	mm	kg/m		
R15-12	19.0	3/4	32.0	420	6,000	1680	24,000	200.0	1.59		
R15-16	25.0	1	39.0	420	6,000	1680	24,000	250.0	2.20		
R15-20	31.5	1 1/4	50.0	420	6,000	1680	24,000	250.0	3.69		
R15-24	38.0	1 1/2	58.0	420	6,000	1680	24,000	305.0	4.79		

APPLICATIONS

High pressure power lines, hydrostatic transmissions, in heavy duty environmental conditions, specific installations with severe abrasion conditions, marine applications, underground and open pit mining. Cementing applications subsea and offshore.

FEATURES

- High abrasion resistant cover
- 6,000 psi constant working pressure in all sizes
- Exceeds SAE 100R15 specification

CONSTRUCTION

Core tube: Synthetic rubber.
Pressure reinforcement: Six spiral steel wire.
Cover: Synthetic rubber abrasion resistant, MSHA accepted.

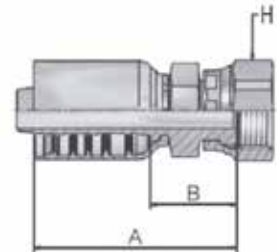
TEMPERATURE RANGE

-40°C to +125°C.

FITTINGS

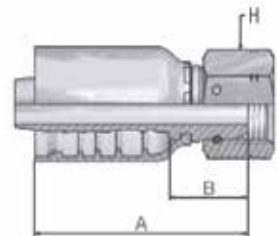
Female metric heavy series

					A	B	
DN	inch	size	mm		mm	mm	mm
19	3/4	-12	19.1	M30 x 2	76.0	30.0	36.0
19	3/4	-12	19.1	M36 x 2	76.6	30.6	46.0
25	1	-16	25.4	M42 x 2	89.0	35.0	50.0
31	1 1/4	-20	31.8	M42 x 2	102.0	39.0	50.0



Female BSP 60° cone

					A	B	
DN	inch	size	mm		mm	mm	mm
19	3/4	-12	19.1	3/4 x 14	73.0	27.0	32.0
25	1	-16	25.4	3/4 x 14	83.0	29.0	32.0
31	1 1/4	-20	31.8	1 1/4 x 11	98.0	34.0	50.0






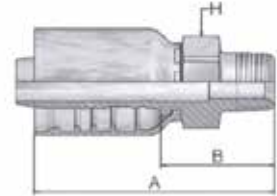
Please Note: Variety of fittings in mild steel or stainless steel available, other fittings available on request. We reserve the right to make technical changes without notice.







R15 SIX SPIRAL WIRE HOSE

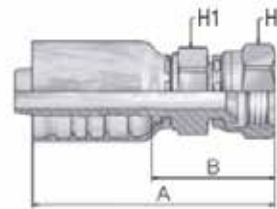
Male NPTF pipe - rigid

					A	B	
DN	inch	size	mm		mm	mm	mm
19	3/4	-12	19.1	1/2 x 14	87.0	41.0	30.0
19	3/4	-12	19.1	3/4 x 14	87.0	41.0	30.0
25	1	-16	25.4	1 x 11 1/2	103.0	49.0	36.0
31	1 1/4	-20	31.8	1 1/4 x 11	116.0	53.0	46.0
38	1 1/2	-24	38.1	1 1/2 x 11	124.0	57.0	50.0



Female JIC 37° – swivel straight

					A	B		
DN	inch	size	mm		mm	mm	mm	mm
19	3/4	-12	19.1	7/8 x 14	92.0	46.0	27.0	30.0
19	3/4	-12	19.1	1 1/16 x 12	94.0	48.0	32.0	30.0
19	3/4	-12	19.1	1 5/16 x 12	99.0	53.0	41.0	36.0
25	1	-16	25.4	1 1/16 x 12	102.0	48.0	32.0	36.0
25	1	-16	25.4	1 5/16 x 12	106.0	52.0	41.0	36.0
25	1	-16	25.4	1 5/8 x 12	109.0	55.0	50.0	41.0
31	1 1/4	-20	31.8	1 5/16 x 12	120.0	57.0	41.0	46.0
31	1 1/4	-10	31.8	1 5/8 x 12	124.0	60.0	50.0	46.0
31	1 1/4	-20	31.8	1 7/8 x 12	108.0	44.0	60.0	50.0
38	1 1/2	-24	38.1	1 7/8 x 12	136.0	69.0	60.0	50.0



Please Note: Variety of fittings in mild steel or stainless steel available, other fittings available on request. We reserve the right to make technical changes without notice.