



2240D TOUGH COVER TUBE CLEANING / LANCE HOSE

Water jetting applications

#											Kg kg/m
	DN	size	mm	inch	mm	bar	psi	bar	psi	mm	
2240D-02V32-TC	3	-02	3.0	1/8	7.0	1100	15,950	2750	39,875	60.0	0.07
2240D-025V32-TC	4	-025	4.0	5/32	7.7	1200	17,400	3000	43,500	75.0	0.10
2240D-03V32-TC	5	-03	4.8	3/16	9.5	1000	14,500	2500	36,250	95.0	0.13
2240D-04V32-TC	6	-04	6.4	1/4	11.5	1100	15,950	2750	39,875	110.0	0.20
2240D-05V32-TC	8	-05	8.1	5/16	13.3	900	13,050	2250	32,625	120.0	0.25

APPLICATIONS

High pressure service for tube cleaning applications such as heat exchanging in the chemical and oil refining industries.

FEATURES

- Compact outside diameter for tight spaces
- Resistant against hydrolysis, ozone and UV radiation
- Tough Cover is up to 40% more resistant to abrasion over Standard Version

CONSTRUCTION

Core tube: Polyoxymethylene.
Pressure reinforcement: Two spiral layers of high tensile steel wire.
Cover: Polyamide.
Colour: Blue.

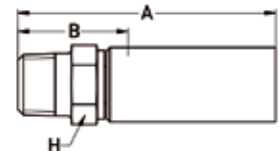
TEMPERATURE RANGE

-10°C up to +70°C.

FITTINGS

National pipe tapered (NPT) male: Carbon steel, zinc plated.

#						A	B			
	DN	size	mm	inch					mm	mm
101TX-1-02W	3	-02	3.0	1/8	1/16 NPT	46.0	25.0	10.0	1034	15,000
101TX-2-02W	3	-02	3.0	1/8	1/8 NPT	44.0	22.0	10.0	1034	15,000
101TX-1-025W	4	-025	4.0	5/32	1/16 NPT	47.0	25.0	10.0	1500	21,750
101TX-2-025W	4	-025	4.0	5/32	1/8 NPT	49.0	27.0	10.0	1500	21,750
101TX-4-025W	4	-025	4.0	5/32	1/4 NPT	56.0	34.0	13.0	1500	21,750
101TX-2-03W	5	-03	4.8	3/16	1/8 NPT	54.0	27.0	10.0	1400	20,300
101TX-4-03W	5	-03	4.8	3/16	1/4 NPT	61.0	34.0	13.0	1400	20,300
101TX-4-04W	6	-04	6.4	1/4	1/4 NPT	62.0	35.0	13.0	1400	20,300
101TX-4-05W	8	-05	7.9	5/16	1/4 NPT	69.0	35.0	13.0	1034	15,000
101TX-6-05W	8	-05	7.9	5/16	3/8 NPT	69.0	35.0	17.0	1034	15,000



Please Note: Variety of fittings in mild steel or stainless steel available, other fittings available on request. We reserve the right to make technical changes without notice.

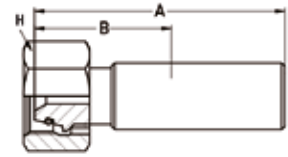
2240D TOUGH COVER

TUBE CLEANING / LANCE HOSE



Metric female swivel heavy series with O-ring: Carbon steel, zinc plated.

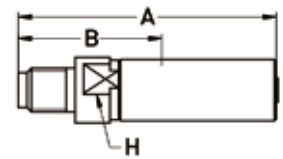
#	Ø				📏	A	B	H	🕒	
	DN	size	mm	inch					bar	psi
1C9TX-16-02W	3	-02	3.0	1/8	M24 x 1.5	60.0	39.0	30.0	1100	15,950
1C9TX-16-025W	4	-025	4.0	5/32	M24 x 1.5	66.0	35.0	30.0	1500	21,750
1C9TX-16-03W	5	-03	4.8	3/16	M24 x 1.5	74.0	42.0	30.0	1500	21,750
1C9TX-16-04W	6	-04	6.4	1/4	M24 x 1.5	70.0	44.0	30.0	1100	15,950
1C9TX-16-05W	8	-05	7.9	5/16	M24 x 1.5	71.0	38.0	30.0	1000	14,500



Note: DN4-6 with support ferrule - DN3 and 8 without support ferrule.

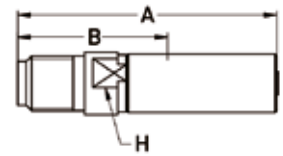
Metric male nozzle nipple: Carbon steel, zinc plated.

#	Ø				📏	A	B	H	🕒	
	DN	size	mm	inch					bar	psi
1YZTX-1-02WS	3	-02	3.0	1/8	M5	49.0	28.0	6.0	1100	15,950
1YZTX-2-02W	3	-02	3.0	1/8	M7	49.0	28.0	7.0	1100	15,950
1YZTX-1-025W	4	-025	4.0	5/32	M5	51.0	29.0	8.0	1500	21,750
1YZTX-2-25W	4	-025	4.0	5/32	M7	51.0	29.0	8.0	1500	21,750
1YZTX-4-025W	4	-025	4.0	5/32	M8	53.0	30.0	8.0	1500	21,750
1YZTX-5-025W	4	-025	4.0	5/32	M10 x 1	52.0	30.0	8.0	1500	21,750
1YZTX-2-03W	5	-03	4.8	3/16	M7	55.0	28.0	10.0	1500	21,750
1YZTX-4-03W	5	-03	4.8	3/16	M8	53.0	28.0	10.0	1500	21,750
1YZTX-5-04W	6	-04	6.4	1/4	M10 x 1	59.0	33.0	13.0	1100	15,950
1YZTX-5-05W	8	-05	7.9	5/16	M10 x 1	68.0	34.0	13.0	1000	14,500



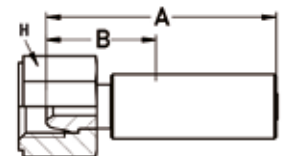
BSP Male nozzle nipple: Carbon steel, zinc plated.

#	Ø				📏	A	B	H	🕒	
	DN	size	mm	inch					bar	psi
1YBTX-2-025W	4	-025	4.0	5/32	G 1/8	53.0	30.0	8.0	1500	21,750
1YBTX-4-025W	4	-025	4.0	5/32	G 1/4	54.0	30.0	10.0	1500	21,750
1YBTX-2-03W	5	-03	4.8	3/16	G 1/8	53.0	27.0	10.0	1500	21,750
1YBTX-4-03W	5	-03	4.8	3/16	G 1/4	58.0	31.0	10.0	1500	21,750
1YBTX-2-04W	6	-04	6.4	1/4	G 1/8	60.0	33.0	10.0	1100	15,950
1YBTX-4-04W	6	-04	6.4	1/4	G 1/4	62.0	36.0	10.0	1100	15,950
1YBTX-4-05W	8	-05	7.9	5/16	G 1/4	68.0	35.0	13.0	1000	14,500
1YBTX-6-05W	8	-05	7.9	5/16	G 3/8	71.0	37.0	17.0	1000	14,500



BSP Female swivel: Carbon steel, zinc plated.

#	Ø				📏	A	B	H	🕒	
	DN	size	mm	inch					bar	psi
1U0TX-2-02W	3	-02	3.0	1/8	G 1/8	36.0	18.0	12.0	1100	15,950
1U0TX-4-02W	3	-02	3.0	1/8	G 1/4	44.0	22.0	17.0	1100	15,950
1U0TX-4-025W	4	-025	4.0	5/32	G 1/4	45.0	23.0	17.0	1500	21,750
1U0TX-4-03W	5	-03	4.7	3/16	G 1/4	49.0	23.0	17.0	1500	21,750
1U0TX-4-04W	6	-04	6.3	1/4	G 1/4	51.0	25.0	17.0	1100	15,950
1U0TX-6-05W	8	-05	7.9	5/16	G 3/8	60.0	26.0	27.0	1000	14,500



Please Note: Variety of fittings in mild steel or stainless steel available, other fittings available on request. We reserve the right to make technical changes without notice.