

# ESH 250

## SEWER CLEANING



### Sewer cleaning applications

#											Kg kg/m
	DN	size	mm	inch	mm	bar	psi	bar	psi	mm	
ESH250-08	12	-08	12.4	1/2	21.2	250	3,625	625	9,060	100.0	0.24
ESH250-12	20	-12	19.0	3/4	28.6	250	3,625	625	9,060	125.0	0.40
ESH250-16	25	-16	25.4	1	36.5	250	3,625	625	9,060	150.0	0.60
ESH250-20	32	-20	32.0	1 1/4	46.0	250	3,625	625	9,060	225.0	1.00

### APPLICATIONS

Hydrodynamic cleaning of sewers.

### FEATURES

- Fibre reinforced product meaning low weight and high flexibility
- Abrasion, cut and kink resistant cover
- Very high pressure
- Long continuous lengths

### CONSTRUCTION

**Core tube:** Thermoplastic elastomere.  
**Pressure reinforcement:** Two braided layers of high tensile synthetic fibre, homogenous compound.  
**Cover:** Polyurethane, extreme abrasion and cut resistance.  
**Colour:** Red.

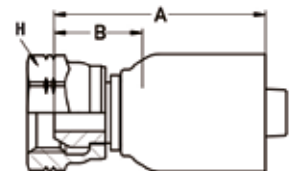
### TEMPERATURE RANGE

-10°C up to +50°C.

### FITTINGS

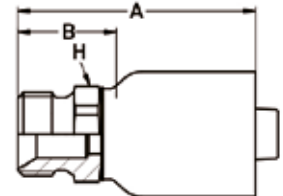
**BSP Female swivel (60° cone):** Carbon steel, zinc plated.

#						A	B			
	DN	size	mm	inch					mm	mm
192EH-08-08	12	-08	12.8	1/2	G 1/2	57.0	22.0	27.0	250	3,625
192EH-12-12	20	-12	19.6	3/4	G 3/4	61.0	22.0	32.0	250	3,625
192EH-16-16	25	-16	25.0	1	G 1	55.0	25.0	41.0	250	3,625
192EH-20-20	32	-20	32.0	1 1/4	G 1 1/4	80.0	32.0	50.0	250	3,625



**BSP Male:** Carbon steel, zinc plated.

#						A	B			
	DN	size	mm	inch					mm	mm
1D9EH-08-08	12	-08	12.8	1/2	G 1/2	64.0	30.0	27.0	250	3,625
1D9EH-12-12	20	-12	19.6	3/4	G 3/4	72.0	33.0	32.0	250	3,625
1D9EH-16-16	25	-16	25.0	1	G 1	72.0	42.0	41.0	250	3,625
1D9EH-20-20	32	-20	32.0	1 1/4	G 1 1/4	93.0	45.0	50.0	250	3,625



**Please Note:** Variety of fittings in mild steel or stainless steel available, other fittings available on request. We reserve the right to make technical changes without notice.

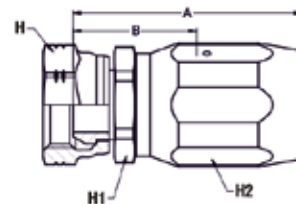


# ESH 250 SEWER CLEANING

THERMOPLASTIC - MEDIUM PRESSURE

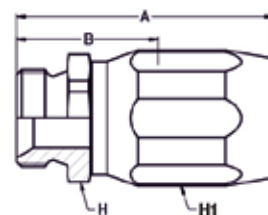
**Field attachable BSP female swivel (60° cone):** Carbon steel, zinc plated

#	Ø				⌄	A	B	H	H1	H2	⌚	
	DN	size	mm	inch							bar	psi
292EJ-8-08	12	-08	12.8	1/2	G 1/2	71.0	33.0	27.0	27.0	27.0	180	2,610
292EJ-12-12	20	-12	19.6	3/4	G 3/4	82.0	37.0	32.0	32.0	36.0	180	2,610
292EJ-16-16	25	-16	25.0	1	G 1	89.0	48.0	41.0	41.0	46.0	180	2,610
292EJ-20-20	32	-20	32.0	1 1/4	G 1 1/4	112.0	59.0	50.0	50.0	55.0	180	2,610



**Field attachable BSP male:** Carbon steel, zinc plated.

#	Ø				⌄	A	B	H	H1	⌚	
	DN	size	mm	inch						bar	psi
2D9EJ-8-08	12	-08	12.8	1/2	G 1/2	70.0	32.0	27.0	27.0	180	2,610
2D9EJ-12-12	20	-12	19.6	3/4	G 3/4	83.0	38.0	32.0	36.0	180	2,610
2D9EJ-16-16	25	-16	25.0	1	G 1	91.0	50.0	41.0	46.0	180	2,610
2D9EJ-20-20	32	-20	32.0	1 1/4	G 1 1/4	112.0	59.0	50.0	55.0	180	2,610



**Please Note:** Variety of fittings in mild steel or stainless steel available, other fittings available on request. We reserve the right to make technical changes without notice.