

2740D

WATER JETTING



Water jetting applications

#												
	DN	size	mm	inch	mm	bar	psi	bar	psi	mm	kg/m	
2740D-025V16	4	-025	4.0	5/32	12.0	3000	43,500	7800	113,100	120.0	0.40	
2740D-03V34	5	-03	4.7	3/16	13.2	2800	40,600	7000	101,500	200.0	0.47	
2740D-05V34	8	-05	7.7	5/16	17.2	2500	36,250	6250	90,625	200.0	0.83	
2740D-08V30	12	-08	12.7	1/2	27.0	2000	29,000	5000	72,500	300.0	1.85	

APPLICATIONS

For very-high pressure lances for the construction and shipbuilding industries or for common industrial cleaning applications. Mainly used for hydrodemolition and removal of accumulated dirt and materials from surfaces such as concrete, asphalt and tanks.

FEATURES

- Meets or exceeds the requirements of DIN EN 1829-2. This standard prescribes that hose assemblies have to resist at least 20,000 impulse cycles amongst other challenges
- Available with a wide range of protective sleeves and hose restraints
- Light weight and flexible
- Available with quick connect Polyflex Lok system

CONSTRUCTION

Core tube: Polyoxymethylene.
Pressure reinforcement: Six spiral layers of maximum tensile steel wire.
Cover: DN4: Polyurethane, DN5-12: Polyamide.
Colour: DN4: yellow, DN5-8: red, DN12: black.

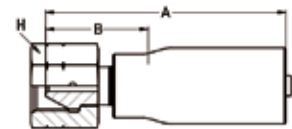
TEMPERATURE RANGE

-10°C up to +70°C.

FITTINGS

Type "M" female swivel: Nipple: very high strength stainless steel.
 Shell and nut: high strength carbon steel, zinc plated.

#						A	B			
	DN	size	mm	inch		mm	mm	mm	bar	psi
1AY2X-6-025	4	-025	4.0	5/32	9/16 - 18 UNF	61.0	24.0	22.0	4000	58,000
1AY2X-6-03	5	-03	4.8	3/16	9/16 - 18 UNF	91.0	38.0	22.0	4000	58,000
1AY2X-8-05	8	-05	7.9	5/16	3/4 - 16 UNF	91.0	38.0	27.0	3200	46,400
1AY2X-10-05	8	-05	7.9	5/16	7/8 - 14 UNF	91.0	38.0	30.0	3200	46,400
1AY2X-13-05	8	-05	7.9	5/16	1 1/8 - 11 UNF	91.0	38.0	36.0	3200	46,400



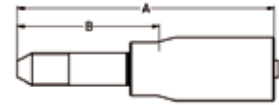
Please Note: Variety of fittings in mild steel or stainless steel available, other fittings available on request.
 We reserve the right to make technical changes without notice.



2740D WATER JETTING

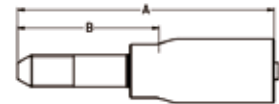
High pressure tube nipple UNF – LH thread: Nipple: very high strength stainless steel.
Shell: high strength carbon steel, zinc plated.

#	Ø				Thread	A	B	Pressure	
	DN	size	mm	inch				bar	psi
1Y42X-4-025	4	-025	4.0	5/32	1/4 - 28 UNF-LH	87.0	50.0	4000	58,000
1Y42X-4-03	5	-03	4.8	3/16	1/4 - 28 UNF-LH	116.0	63.0	4000	58,000
1Y42X-6-025	4	-025	4.0	5/32	3/8 - 24 UNF-LH	92.0	55.0	4000	58,000
1Y42X-6-03	5	-03	4.8	3/16	3/8 - 24 UNF-LH	108.0	58.0	4000	58,000
1Y42X-9-03	5	-03	4.8	3/16	9/16 - 18 UNF-LH	116.0	63.0	4000	58,000
1Y42X-6-05	8	-05	7.9	5/16	3/8 - 24 UNF-LH	116.0	63.0	4000	58,000
1Y42X-9-05	8	-05	7.9	5/16	9/16 - 18 UNF-LH	116.0	63.0	4000	58,000
6Y4HX-16-8C	12	-08	12.7	1/2	1 - 14 UNF-LH	138.0	80.0	3000	43,500



High pressure tube nipple metric – LH thread: Nipple: very high strength stainless steel.
Shell: high strength carbon steel, zinc plated.

#	Ø				Thread	A	B	Pressure	
	DN	size	mm	inch				bar	psi
1YM2X-6-05	8	-05	7.9	5/16	M14 x 1.5-LH	116.0	63.0	4000	58,000



Polyflex Lok components

#	Description
1TM2X-8-05-HPK	Fitting for DN8 hoses incl. caps (refer to page 90)



Please Note: Variety of fittings in mild steel or stainless steel available, other fittings available on request.
We reserve the right to make technical changes without notice.