

HOW TO USE **A-TRACK**



A-track

HOW TO USE A-TRACK

A-track on your phone

You can view information on your phone using the ‘TESSALink Mobile’ app.
You can view only basic information on your phone without a login.

A-track on the web

Login via our website, www.abdex.com.
www.abdex.com > Services > Hose Management > A-track

Please note:

To view all information, including, test certificates, hose manufacture date and to receive alerts on when your hose re-test is due, you will need a login.

A-track alerts

To nominate who you would like in your company to receive A-track email alerts, please provide the following information:

Name: _____

E-mail Address: _____

Re-certification interval on hose assets: _____
(e.g 6 monthly, 12 monthly).

The A-track Login will tell you when hoses are in or out of service through green or red colour.

Asset #	Serial #	Category	ICAssetID	Description	Last Cert	Cert Due
JCH 20.094	ABT8497	Hose Assemblies	4303131	NATA-TEST-2440D-05	PASS	2017-08-15
JCH 2.108	ABT8496	Hose Assemblies	4303126	NATA-TEST-2440D-05	PASS	2017-08-15
JCH 2.011	ABT8495	Hose Assemblies	4303124	NATA-TEST-2440D-05	PASS	2017-08-15
0128-2	ABT8489	Hose Assemblies	4303096	1" YFAC-20	PASS	2017-08-15
0128-3	ABT8490	Hose Assemblies	4303094	1" YFAC-20	PASS	2017-08-15
0128-4	ABT8491	Hose Assemblies	4303039	1" YFAC-20	PASS	2017-08-15
0128-1	ABT8488	Hose Assemblies	4302979	1" YFAC-20	PASS	2017-08-15

DO I NEED TO SCAN THE CHIP TO FIND THE ASSET?

No you don't!

You can search by the hose serial number (which we always engraved on the hose ferrule or nut). Or you can do a broad search to see all the assets that you own.

Please note:

As of August 2016 Apple iPhones and iPads do not have RFID scanning available. You can still search on your Apple device using the serial number. If you do need to scan the chip then you can do so using a scanner.

We can supply scanners that are Class 1 Div 2 Hazloc Certified.

Android mobile phones have RFID scanners built-in. You can scan a chip to find your assets information.

To scan a chip:

- Open the TESSALink Mobile App and press the back of your phone to the top of a chip.
- It should then recognise and bring the information up on your screen.
- You will be able to see when a hose was tested.

All information that you will be able to see with a login includes:


- Asset or Serial Number
- Description
- Length
- End Fittings
- Location of last scan (Google Maps)
- When it was manufactured
- Who made it
- When it was tested
- When it is due for re-test
- Downloadable copy of the test certificate

Any many more...

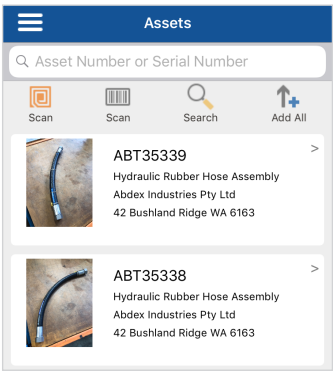


MOBILE LOGIN

- Download the TESSALink Mobile App from the App store or Google Play.
- From here you will be able to scan the chip by pressing the back of the phone directly against a chip (you may need to remove a phone cover).
- Alternatively you can search by the asset number or by all your assets. If you don't have a login please contact Abdex so that we can create one for you.

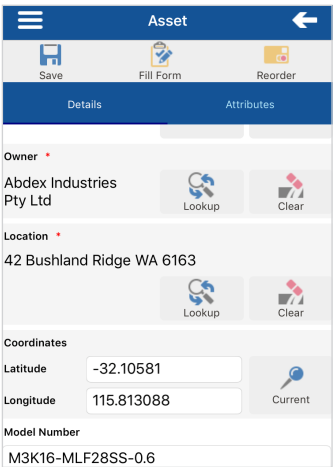


- Once you have scanned the chip, or typed in the asset number it will bring up the product information.
- From here you can see the part number and where it is located.
- Clicking on the asset will take you to the next screen.



From here it will give you basic asset details.
It will tell you when your hose is / was

- Last tested (last cert date).
- Next due for testing (next cert date).



MOBILE LOGIN

- If you click on the attributes tab you can see the details on the asset itself. The fittings on the hose, working pressure and length etc.

- On the schedules tab you are able to see when the asset was last tested or inspected. It also shows when it is next due for test or inspection and the frequency.
- The green signifies that it is in date. If it shows red it means it is out of certification.

- In the attachments tab, an actual copy of the certificate will be saved. Images of the asset can also be saved here.

WEBSITE LOGIN

To login to your A-track account through Abdex' website:
www.abdex.com > Services > Hose Management > A-track Login

Search for your assets By Clicking on 'Asset Management' and clicking 'Assets', here you can search by asset number or serial number. Or, if you have a scanner, simply scan the chip that is on the hose.


Once you have found the asset. It will display the findings in a table format. Click on the asset to see the details. This includes, Attributes, Certification Status, Attachments and more.

You will also be able to see where the asset was last scanned via a Google Maps link.

For any help with trouble shooting or to guide you through the process please contact your normal representative or email sales@abdex.com.au

A-Track Account Login

Abdex's A-Track system helps you manage your hose and asset tracking requirements. Login to your A-Track account [here](#).



View our Step by Step A-Track User Manual [here](#).

To find out more about A-Track, download our flyer [here](#).

The screenshot displays the 'Agents' management interface. On the left, a sidebar contains navigation links for 'Agents', 'Users', 'Groups', 'Roles', 'Permissions', 'Audit', 'System', and 'Settings'. The main content area is titled 'AGENTS' and includes a search bar, a 'Filter' button, and a 'Sort' button. Below these, there is a table with the following columns: 'Name', 'Email', 'Role', and 'Status'. The 'Name' column is highlighted in blue. The table contains one row with the following data: 'jira@jira.com', 'jira@jira.com', 'Jira User', and 'Active'. The bottom of the page features a 'Filter' button and a 'Sort' button.

ID	Asset Number	Serial Number	U2F	Description	Model Number	Part Number	Host from Dns	Owner	Location	Status
4072329	4072329			Hydraulic Buller nose Assembly	M4C3-M472329-04	M4C3-M472329-04		Abdus industries Inc	41 Burnfield Ridge, Elora, Ont. N6A 6Y3	
4072330	4072330			Hydraulic Buller nose Assembly	M4C3-M472330-04	M4C3-M472330-04		Abdus industries Inc	41 Burnfield Ridge, Elora, Ont. N6A 6Y3	
4072327	4072327			Hydraulic Buller nose Assembly	C20A-M472327-04	C20A-M472327-04		Abdus industries Inc	41 Burnfield Ridge, Elora, Ont. N6A 6Y3	
4072328	4072328			Hydraulic Buller nose Assembly	C20A-M472328-04	C20A-M472328-04		Abdus industries Inc	41 Burnfield Ridge, Elora, Ont. N6A 6Y3	
4072325	4072325			Hydraulic Buller nose Assembly	C20A-M472325-04	C20A-M472325-04		Abdus industries Inc	41 Burnfield Ridge, Elora, Ont. N6A 6Y3	

Assets > ABT35339

AVERAGE DOWNTIME
1.340 seconds

Asset


Image
ABT35339.JPG


Diagram
Select files...

Asset Number * ABT35339 **Serial Number** ABT35339 **Barcode** Barcode


Chip Ids

Owner * Abdex Industries Pty Ltd

Model Number M3K16-MLF2BSS-0.6 **Part Number** M3K16-MLF2BSS-0.6 **Location *** 42 Bushland Ridge, Bibra Lake, WA 6163

Description * Hydraulic Rubber Hose Assembly

Coordinates
Lat -32.11 Long 115.81

Map view
Map Satellite Pefoarcet

Map data ©2019 Terms of Use Report a map error

Tags * Hydraulic Rubber

Manufacturer Abdex **Date Of Manufacture** 9/16/2019

In-Service Date 9/16/2019 **Expiration Date** 9/16/2020

Parent Select... **EcoCircle** Select...

Created By Abdex Australia **Created Date** 09/25/2019 1:43:12 PM

Details | **Attributes** | Schedules | Attachments | Completed Work | Child Assets | Status Log | Location History

#	Actions	Attribute *	Value	Unit Of Measurement
1		Extended Desc	1" Bore 3,250 psi SAE 100R17 Rubber Hose Assembly c/w ZBL Female Swivels in 316S	

A-TRACK & MY HOSE ASSET

WHAT IS A-TRACK AND HOW DOES IT AFFECT MY HOSE ASSET?

A-track



Asset Management System

The RFID Chip logs all history of the hose as part of the Abdex A-Track System. This system will tell you when your asset is due for re-test and re-inspection.

- Full asset / hose assembly data is recorded at point of manufacture
- Online and App access to summary reports of asset specification, planned maintenance
- Schedules with any attached documentation
- Planned maintenance schedules can be set up, monitored and changed accordingly
- Free mobile App to allow customers to identify and view all of their hose information

Download the app from the Android or Apple Store.
It can be used with your phone, ipad, tablet or computer.



Scan the chip or enter the serial number and quickly find your record in the Abdex database.
Is it in date? See our Green – Go / Red – NoGO System.

Serial #	Asset #	Owner	Location	Next Cert. Date	Category
ABV0003	ABV0003	Abdex Australia	ABDEX VIC	2016-03-01	Thermoplastic Waterblast
ABV0001	ABV0001	Abdex Australia	ABDEX VIC	2016-03-29	Thermoplastic Waterblast
ABV0002	ABV0002	Abdex Australia	ABDEX VIC	2016-03-22	Thermoplastic Waterblast

Contact sales@abdex.com.au for complete instructions or more information.

Visit our website, www.abdex.com to download a copy of our A-track Flyer.

Should you need any further assistance, please do not hesitate to contact your normal representative or email sales@abdex.com.au - one of our staff will be happy to help you.



FLUID TRANSFER TECHNOLOGY

www.abdex.com

United Kingdom

Abdex Hose & Couplings Ltd
Unit 10a Clarke Road, Bletchley
Milton Keynes, MK1 1LG, UK.

T: +44 (0)1525 377 770

F: +44 (0)1525 851 990

E: sales@abdex.co.uk

Perth

Abdex Industries Pty Ltd
42 Bushland Ridge, Bibra Lake,
WA 6163, Australia.

T: +61 (8)9418 3044

F: +61 (8)9418 2644

E: sales@abdex.com.au

Melbourne

Abdex Industries Pty Ltd
27 Metcalf St., Dandenong South,
VIC, 3175 Australia.

T: +61 (3)9796 3044

F: +61 (3)9796 5964

E: sales@abdex.com.au

Brisbane

Abdex Industries Pty Ltd
8/315 Archerfield Road,
Richlands, QLD,
4077 Australia.

T: +61 (07) 3185 2788

E: sales@abdex.com.au

Singapore

Abdex PTE Ltd
1 Sunview Road,
Eco-tech@Sunview
#07-37 Singapore 627615

T: +65 9753 7478

E: sales@abdex.sg