

PARKER HP1000-SERIES

HIGH PRESSURE COUPLINGS

TECHNICAL DESCRIPTION

The Tema high pressure coupling was specially developed for use in industrial machinery, salvage devices and testing equipment. This series is produced in galvanised steel. The probe and sleeve are made from hardened galvanised steel. The coupling can be supplied either with or without safety lock.

ADVANTAGES

- High flow as a result of optimised valve design
- Additional plug sealing via polymer valve casing, to guarantee high reliability seals even with second-hand plugs
- Tema high pressure couplings are supplied with dust caps inclusive!

FEATURES

- Compatibility: Cejn 115
- Fully guaranteed match when paired with the Parker Polyflex hose

SEALS

Coupler: bonded seal washer
Probe: bonded seal or inner cone

WORKING PRESSURE

1000 bar

WORKING TEMPERATURE

-30°C up to +100°C (NBR) depending on the medium. Special seals are available on request.








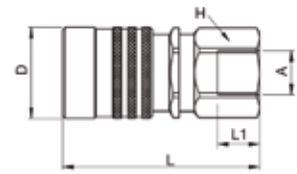
Coupler Construction	Standard
Coupler body	Steel, zinc plated, passivated, sealed
Sleeve	Steel, hardened, zinc plated, passivated, sealed
Valve	Steel, zinc plated, passivated, sealed
Springs	AISI 302
Locking balls	AISI 420 C
Seals	NBR
Inner sleeve	POM

Probe Construction	Standard
Probe body	Steel, hardened, zinc plated, passivated, sealed
Valve	Steel, zinc plated, passivated, sealed
Springs	AISI 302
Seals	NBR
Valve retainer	Steel, zinc plated, passivated






PARKER HP1000-SERIES HIGH PRESSURE COUPLINGS

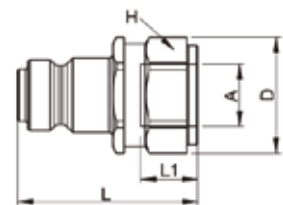
COUPLERS

#	 A	 mm	L mm	L1 mm	D mm	Safety Locking	 Connect bar	 Disconnect bar	 bar
HP10104131	1/4 BSP Female	24.0	59.0	12.0	27.0	without	1000	1000	>3000
HP10104132	1/4 BSP Female	24.0	59.0	12.0	27.0	with	1000	1000	>3000
HP10105131	1/4 NPT Female	24.0	59.0	12.0	27.0	without	1000	1000	>3000
HP10105132	1/4 NPT Female	24.0	59.0	12.0	27.0	with	1000	1000	>3000
HP10104171	3/8 BSP Female	24.0	59.0	12.0	27.0	without	1000	1000	>3000
HP10104172	3/8 BSP Female	24.0	59.0	12.0	27.0	with	1000	1000	>3000
HP10105171	3/8 NPT Female	24.0	59.0	13.0	27.0	without	1000	1000	>3000
HP10105172	3/8 NPT Female	24.0	59.0	13.0	27.0	with	1000	1000	>3000



PROBES

#	 A	 mm	L mm	L1 mm	D mm	Safety Locking	 Connect bar	 Disconnect bar	 bar
HP1020413	1/4 BSP Female	22.0	37.0	12.0	24.5	-	1000	1000	>3000
HP1020513	1/4 NPT Female	22.0	37.0	12.0	24.5	-	1000	1000	>3000
HP1020417	3/8 BSP Female	24.0	37.0	12.0	24.5	-	1000	1000	>3000
HP1020517	3/8 NPT Female	24.0	37.0	13.0	24.5	-	1000	1000	>3000



DUST PROTECTION

#	Version	L mm	D mm	Material	Colour
HP16	for coupler	120.0	21.0	PVC	Blue
HP16ARD	for coupler	125.0	-	Aluminium	Red



#	Version	L mm	D mm	Material	Colour
HP26	for probe	120.0	19.0	PVC	Blue
HP16ARD	for probe	140.0	-	Aluminium	Red

