

10,000 PSI HIGH PRESSURE THREADED PIPE FITTINGS

FEATURES

- The hardened threads with smooth surface finishing avoid galling and help to extend the fitting service life
- Radius junction design with elbows provides smooth flow path
- Every fitting is stamped with size, material and heat code
- 316 stainless steel is standard material. Other materials are available upon request



| CONFIGURATION | FITTING TYPE | EXAMPLE |
|---|------------------|---------------------|
|  | Pipe Plug | SS-HPP-NS8-10K |
|  | Hex Nipple | SS-HPHN-NS4-AN6-10K |
|  | Hex Long Nipples | SS-HPLN-NS8-3-10K |
|  | Pipe Caps | SS-HPC-NS6-10K |
|  | Hex Couplings | SS-HPCG-RT6-RT4-10K |
|  | Adaptors | SS-HPA-NS6-RT8-10K |
|  | Male Elbows | SS-HPME-NS2-10K |
|  | Street Elbows | SS-HPSE-NS4-10K |
|  | Female Elbows | SS-HPE-NS8-10K |
|  | Male Tees | SS-HPMT-NS6-10K |
|  | Male Street Tees | SS-HPST-RT4-10K |
|  | Male Branch Tees | SS-HPBT-NS4-10K |
|  | Female Tees | SS-HPT-NS8-10K |
|  | Female Crosses | SS-HPCR-NS6-10K |

10,000 PSI HIGH PRESSURE THREADED PIPE FITTINGS

THREAD SPECIFICATIONS

| Connection type | Code | Thread type | Thread specifications |
|----------------------------|------|--------------|--|
| NPT | NS | NPT | ASME B1.20.1, SAE AS71051 |
| ISO Tapered | RT | ISO Tapered | ISO 7-1, BS EN 10226-1, JIS B0203 |
| JIC (37° Flare) | AN | SAE/MS | ASME B1.1 |
| ISO Parallel Male | HBP | ISO Parallel | ISO Parallel - ISO 228 JISB0202 BS2779 |
| ISO Parallel Female Swivel | SBP | ISO Parallel | ISO Parallel - ISO 228 JISB0202 BS2779 |

WORKING TEMPERATURE

| Connection type | Temperature rating |
|----------------------------|------------------------------------|
| NPT | -325°F to 400°F (-198°C to 204°C) |
| ISO Tapered | -325°F to 400°F (-198°C to 204°C) |
| JIC (37° Flare) | -423°F to 1200°F (-252°C to 649°C) |
| ISO Parallel Male | -423°F to 1200°F (-252°C to 649°C) |
| ISO Parallel Female Swivel | -423°F to 1200°F (-252°C to 649°C) |

ELEVATED TEMPERATURE FACTORS


To get the maximum working pressure at elevated temperature, use the maximum working pressure at ambient temperature to multiply the factors in the table below.

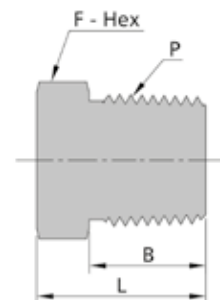
| Material | Temperature | | Factor |
|----------|-------------|-----|--------|
| | °F | °C | |
| 316 | 100 | 38 | 1 |
| 316 | 200 | 93 | 1 |
| 316 | 300 | 149 | 1 |
| 316 | 400 | 204 | 0.97 |
| 316 | 500 | 260 | 0.90 |
| 316 | 600 | 316 | 0.85 |
| 316 | 700 | 371 | 0.82 |
| 316 | 800 | 427 | 0.80 |

Data in this table is applied only to the working temperature below 800°F (427°C), For the working temperature above 800°F (427°C) please consult Abdex, and we will provide you a solution.

PIPE PLUGS



Male NPT threads

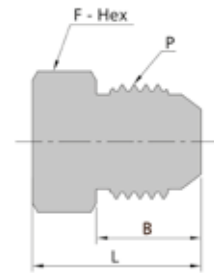
| P-NPT Size | Ordering number | Dimensions - in. (mm) | | |  psig (bar) |
|------------|-----------------|-----------------------|-------------|-------------|---|
| | | L | F | B | |
| 1/8 | NTM-02-SS-10K | 0.63 (16.0) | 0.44 (11.1) | 0.38 (9.7) | 10000 (690) |
| 1/4 | NTM-04-SS-10K | 0.87 (22.2) | 0.56 (14.3) | 0.56 (14.2) | 10000 (690) |
| 3/8 | NTM-06-SS-10K | 0.93 (23.6) | 0.69 (17.5) | 0.56 (14.2) | 10000 (690) |
| 1/2 | NTM-08-SS-10K | 1.16 (29.5) | 0.87 (22.2) | 0.75 (19.1) | 10000 (690) |
| 3/4 | NTM-12-SS-10K | 1.25 (31.8) | 1.06 (27.0) | 0.75 (19.1) | 10000 (690) |
| 1 | NTM-16-SS-10K | 1.55 (39.3) | 1.37 (34.9) | 0.94 (23.9) | 10000 (690) |





10,000 PSI HIGH PRESSURE THREADED PIPE FITTINGS

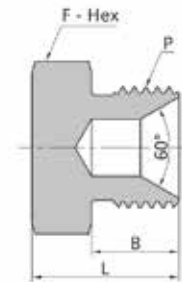
Male JIC

|  P-SAE/MS | # | Dimensions - in. (mm) | | |  psig (bar) |
|---|---------------|-----------------------|-------------|-------------|---|
| | | L | F | B | |
| 7/16-20 | JIM-04-SS-10K | 0.83 (21.0) | 0.50 (12.7) | 0.55 (14.0) | 10000 (690) |
| 9/16-18 | JIM-06-SS-10K | 0.89 (22.7) | 0.63 (15.9) | 0.56 (14.1) | 10000 (690) |
| 3/4-16 | JIM-08-SS-10K | 1.05 (26.7) | 0.81 (20.6) | 0.66 (16.7) | 10000 (690) |
| 7/8-14 | JIM-10-SS-10K | 1.19 (30.3) | 0.94 (23.8) | 0.76 (19.3) | 10000 (690) |
| 1 1/16-12 | JIM-12-SS-10K | 1.37 (34.9) | 1.13 (28.6) | 0.86 (21.9) | 10000 (690) |
| 1 5/16-12 | JIM-16-SS-10K | 1.51 (38.3) | 1.37 (34.9) | 0.91 (23.1) | 10000 (690) |





Male BSP

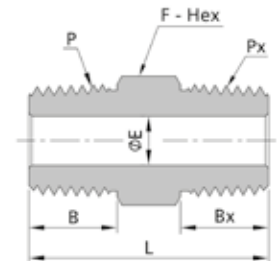
|  P-ISO Parallel | # | Dimensions - in. (mm) | | |  psig (bar) |
|---|---------------|-----------------------|-------------|-----------|---|
| | | L | F | B | |
| G 1/4 | BPM-04-SS-10K | 0.72 (18.2) | 0.63 (18.2) | 0.43 (11) | 10000 (690) |
| G 3/8 | BPM-06-SS-10K | 0.8 (20.2) | 0.81 (20.6) | 0.47 (12) | 10000 (690) |
| G 1/2 | BPM-08-SS-10K | 0.95 (24.2) | 1.00 (25.4) | 0.55 (14) | 10000 (690) |
| G 3/4 | BPM-12-SS-10K | 1.11 (28.2) | 1.25 (31.8) | 0.63 (16) | 10000 (690) |
| G 1 | BPM-16-SS-10K | 1.35 (34.2) | 1.50 (38.1) | 0.75 (19) | 10000 (690) |



HEX NIPPLES



Male NPT threads

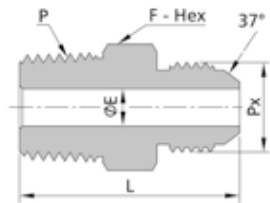
|  P-NPT | Px-NPT | # | Dimensions - in. (mm) | | | |  psig (bar) |
|--|--------|----------------------|-----------------------|--------------|-------------|-------------|---|
| | | | L | F | B | Bx | |
| 1/8 | 1/8 | NTM-NTM-02-02-SS-10K | 1.05 (26.6) | 0.44 (11.11) | 0.38 (9.7) | 0.38 (9.7) | 10000 (690) |
| 1/4 | 1/8 | NTM-NTM-02-04-SS-10K | 1.30 (32.9) | 0.56 (14.3) | 0.56 (14.3) | 0.38 (9.7) | 10000 (690) |
| 1/4 | 1/4 | NTM-NTM-04-04-SS-10K | 1.47 (37.4) | 0.56 (14.3) | 0.56 (14.2) | 0.56 (14.2) | 10000 (690) |
| 3/8 | 1/8 | NTM-NTM-02-06-SS-10K | 1.34 (34.1) | 0.69 (17.5) | 0.56 (14.2) | 0.38 (9.7) | 10000 (690) |
| 3/8 | 1/4 | NTM-NTM-04-06-SS-10K | 1.52 (38.6) | 0.69 (17.5) | 0.56 (14.2) | 0.56 (14.2) | 10000 (690) |
| 3/8 | 3/8 | NTM-NTM-06-06-SS-10K | 1.52 (38.6) | 0.69 (17.5) | 0.56 (14.2) | 0.38 (9.6) | 10000 (690) |
| 1/2 | 1/8 | NTM-NTM-02-08-SS-10K | 1.58 (40.2) | 0.87 (22.2) | 0.75 (19.1) | 0.38 (9.7) | 10000 (690) |
| 1/2 | 1/4 | NTM-NTM-04-08-SS-10K | 1.76 (44.7) | 0.87 (22.2) | 0.75 (19.1) | 0.56 (14.2) | 10000 (690) |
| 1/2 | 3/8 | NTM-NTM-06-08-SS-10K | 1.76 (44.7) | 0.87 (22.2) | 0.75 (19.1) | 0.56 (14.2) | 10000 (690) |
| 1/2 | 1/2 | NTM-NTM-08-08-SS-10K | 1.94 (49.6) | 0.87 (22.2) | 0.75 (19.1) | 0.75 (19.1) | 10000 (690) |
| 3/4 | 1/8 | NTM-NTM-02-12-SS-10K | 1.67 (42.4) | 1.06 (27.0) | 0.75 (19.1) | 0.38 (9.7) | 10000 (690) |
| 3/4 | 1/4 | NTM-NTM-04-12-SS-10K | 1.85 (46.9) | 1.06 (27.0) | 0.75 (19.1) | 0.56 (14.2) | 10000 (690) |
| 3/4 | 3/8 | NTM-NTM-06-12-SS-10K | 1.85 (46.9) | 1.06 (27.0) | 0.75 (19.1) | 0.56 (14.2) | 10000 (690) |
| 3/4 | 1/2 | NTM-NTM-08-12-SS-10K | 2.04 (51.8) | 1.06 (27.0) | 0.75 (19.1) | 0.75 (19.1) | 10000 (690) |
| 3/4 | 3/4 | NTM-NTM-12-12-SS-10K | 2.04 (51.8) | 1.06 (27.0) | 0.75 (19.1) | 0.75 (19.1) | 10000 (690) |
| 1 | 1/8 | NTM-NTM-02-16-SS-10K | 1.96 (49.8) | 1.37 (34.9) | 0.94 (23.9) | 0.38 (9.7) | 10000 (690) |
| 1 | 1/4 | NTM-NTM-04-16-SS-10K | 2.14 (54.3) | 1.37 (34.9) | 0.94 (23.9) | 0.56 (14.2) | 10000 (690) |
| 1 | 3/8 | NTM-NTM-06-16-SS-10K | 2.14 (54.3) | 1.37 (34.9) | 0.94 (23.9) | 0.56 (14.2) | 10000 (690) |
| 1 | 1/2 | NTM-NTM-08-16-SS-10K | 2.33 (59.2) | 1.37 (34.9) | 0.94 (23.9) | 0.75 (19.1) | 10000 (690) |
| 1 | 3/4 | NTM-NTM-12-16-SS-10K | 2.33 (59.2) | 1.37 (34.9) | 0.94 (23.9) | 0.75 (19.1) | 10000 (690) |
| 1 | 1 | NTM-NTM-16-16-SS-10K | 2.52 (64.0) | 1.37 (34.9) | 0.94 (23.9) | 0.94 (23.9) | 10000 (690) |





10,000 PSI HIGH PRESSURE THREADED PIPE FITTINGS

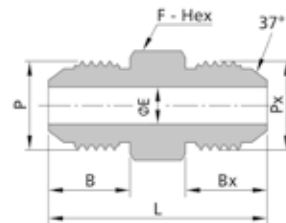
Male NPT threads / Male JIC

|  | | # | Dimensions - in. (mm) | | |  psig (bar) |
|---|-----------|----------------------|-----------------------|-------------|-------------|---|
| P-NPT | Px-SAE/MS | | L | F | E | |
| 1/8 | 7/16-20 | NTM-JIM-02-04-SS-10K | 1.23 (31.3) | 0.50 (12.7) | 0.17 (4.4) | 10000 (690) |
| 1/8 | 9/16-18 | NTM-JIM-02-06-SS-10K | 1.31 (33.4) | 0.63 (15.9) | 0.22 (5.5) | 10000 (690) |
| 1/4 | 7/16-20 | NTM-JIM-04-04-SS-10K | 1.46 (37.2) | 0.56 (14.3) | 0.17 (4.4) | 10000 (690) |
| 1/4 | 9/16-18 | NTM-JIM-04-06-SS-10K | 1.49 (37.9) | 0.63 (15.9) | 0.28 (7.1) | 10000 (690) |
| 1/4 | 3/4-16 | NTM-JIM-04-08-SS-10K | 1.65 (41.9) | 0.81 (20.6) | 0.28 (7.1) | 10000 (690) |
| 3/8 | 9/16-18 | NTM-JIM-06-06-SS-10K | 1.52 (38.6) | 0.69 (17.5) | 0.30 (7.5) | 10000 (690) |
| 3/8 | 3/4-16 | NTM-JIM-06-08-SS-10K | 1.62 (41.1) | 0.81 (20.6) | 0.38 (9.6) | 10000 (690) |
| 3/8 | 7/8-14 | NTM-JIM-06-10-SS-10K | 1.79 (45.5) | 0.94 (23.8) | 0.38 (9.6) | 10000 (690) |
| 1/2 | 7/16-20 | NTM-JIM-08-04-SS-10K | 1.75 (44.5) | 0.87 (22.2) | 0.17 (4.4) | 10000 (690) |
| 1/2 | 9/16-18 | NTM-JIM-08-06-SS-10K | 1.75 (44.6) | 0.87 (22.2) | 0.30 (7.5) | 10000 (690) |
| 1/2 | 3/4-16 | NTM-JIM-08-08-SS-10K | 1.86 (47.2) | 0.87 (22.2) | 0.39 (9.9) | 10000 (690) |
| 1/2 | 7/8-14 | NTM-JIM-08-10-SS-10K | 1.98 (50.4) | 0.94 (23.8) | 0.47 (11.9) | 10000 (690) |
| 3/4 | 3/4-16 | NTM-JIM-12-08-SS-10K | 1.94 (49.4) | 1.06 (27.0) | 0.31 (8.0) | 10000 (690) |
| 3/4 | 7/8-14 | NTM-JIM-12-10-SS-10K | 2.05 (52.0) | 1.06 (27.0) | 0.37 (9.4) | 10000 (690) |
| 3/4 | 1 1/16-12 | NTM-JIM-12-12-SS-10K | 2.17 (55.0) | 1.13 (28.6) | 0.46 (11.6) | 10000 (690) |
| 3/4 | 1 5/16-12 | NTM-JIM-12-16-SS-10K | 2.30 (58.4) | 1.37 (34.9) | 0.57 (14.6) | 10000 (690) |
| 1 | 1 1/16-12 | NTM-JIM-16-12-SS-10K | 2.44 (62.0) | 1.37 (34.9) | 0.46 (11.6) | 10000 (690) |
| 1 | 1 5/16-12 | NTM-JIM-16-16-SS-10K | 1.49 (63.2) | 1.37 (34.9) | 0.57 (14.6) | 10000 (690) |



Male JIC

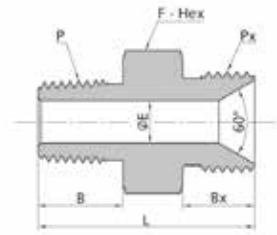
|  | | # | Dimensions - in. (mm) | | | |  psig (bar) |
|---|-----------|----------------------|-----------------------|-------------|-------------|-------------|---|
| P-SAE/MS | Px-SAE/MS | | L | F | B | Bx | |
| 7/16-20 | 7/16-20 | JIM-JIM-04-04-SS-10K | 1.40 (35.6) | 0.50 (12.7) | 0.55 (14.0) | 0.55 (14.0) | 10000 (690) |
| 9/16-18 | 7/16-20 | JIM-JIM-04-06-SS-10K | 1.48 (37.7) | 0.63 (15.9) | 0.56 (14.3) | 0.55 (14.0) | 10000 (690) |
| 9/16-18 | 9/16-18 | JIM-JIM-06-06-SS-10K | 1.49 (37.8) | 0.63 (15.9) | 0.56 (14.1) | 0.56 (14.1) | 10000 (690) |
| 3/4-16 | 9/16-18 | JIM-JIM-06-08-SS-10K | 1.65 (41.8) | 0.81 (20.6) | 0.66 (16.7) | 0.56 (14.1) | 10000 (690) |
| 3/4-16 | 3/4-16 | JIM-JIM-08-08-SS-10K | 1.75 (44.4) | 0.81 (20.6) | 0.66 (16.7) | 0.66 (16.7) | 10000 (690) |
| 7/8-14 | 9/16-18 | JIM-JIM-06-10-SS-10K | 1.79 (45.4) | 0.94 (23.8) | 0.76 (19.3) | 0.56 (14.1) | 10000 (690) |
| 7/8-14 | 3/4-16 | JIM-JIM-08-10-SS-10K | 1.89 (48.0) | 0.94 (23.8) | 0.76 (19.3) | 0.66 (16.7) | 10000 (690) |
| 7/8-14 | 7/8-14 | JIM-JIM-10-10-SS-10K | 1.99 (50.6) | 0.94 (23.8) | 0.75 (19.3) | 0.76 (19.3) | 10000 (690) |
| 1 1/16-12 | 3/4-16 | JIM-JIM-08-12-SS-10K | 2.07 (52.6) | 1.13 (28.6) | 0.86 (21.9) | 0.66 (16.7) | 10000 (690) |
| 1 1/16-12 | 7/8-14 | JIM-JIM-10-12-SS-10K | 2.17 (55.2) | 1.13 (28.6) | 0.86 (21.9) | 0.76 (19.3) | 10000 (690) |
| 1 1/16-12 | 1 1/16-12 | JIM-JIM-12-12-SS-10K | 2.28 (57.8) | 1.13 (28.6) | 0.86 (21.9) | 0.86 (21.9) | 10000 (690) |
| 1 5/16-12 | 7/8-14 | JIM-JIM-10-16-SS-10K | 2.31 (58.6) | 1.37 (34.9) | 0.91 (23.1) | 0.76 (19.3) | 10000 (690) |
| 1 5/16-12 | 1 1/16-12 | JIM-JIM-12-16-SS-10K | 2.41 (61.2) | 1.37 (34.9) | 0.91 (23.1) | 0.86 (21.9) | 10000 (690) |
| 1 5/16-12 | 1 1/16-12 | JIM-JIM-16-16-SS-10K | 2.46 (62.4) | 1.37 (34.9) | 0.91 (23.1) | 0.91 (23.1) | 10000 (690) |



10,000 PSI HIGH PRESSURE THREADED PIPE FITTINGS

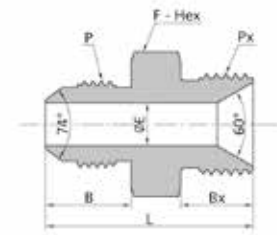
Male NPT / Male BSPP threads

| P-NPT | Px-ISO parallel | # | Dimensions - in. (mm) | | | | | psig (bar) |
|-------|-----------------|----------------------|-----------------------|-------------|-------------|-------------|-------------|-------------|
| | | | L | F | B | Bx | E | |
| 1/8 | G 1/4 | BPM-NTM-04-02-SS-10K | 1.15 (29.3) | 0.63 (15.9) | 0.38 (9.7) | 0.43 (11.0) | 0.19 (4.7) | 10000 (690) |
| 1/8 | G 3/8 | BPM-NTM-06-02-SS-10K | 1.25 (31.8) | 0.81 (20.6) | 0.38 (9.8) | 0.47 (12.0) | 0.22 (5.5) | 10000 (690) |
| 1/4 | G 1/4 | BPM-NTM-04-04-SS-10K | 1.33 (33.8) | 0.63 (15.9) | 0.56 (14.2) | 0.43 (11.0) | 0.19 (4.7) | 10000 (690) |
| 1/4 | G 3/8 | BPM-NTM-06-04-SS-10K | 1.43 (36.2) | 0.81 (20.6) | 0.56 (14.2) | 0.47 (12.0) | 0.28 (7.1) | 10000 (690) |
| 1/4 | G 1/2 | BPM-NTM-08-04-SS-10K | 1.77 (44.9) | 1.00 (25.4) | 0.56 (14.2) | 0.75 (19.1) | 0.28 (7.1) | 10000 (690) |
| 3/8 | G 1/4 | BPM-NTM-04-06-SS-10K | 1.35 (34.4) | 0.69 (17.5) | 0.56 (14.2) | 0.43 (11.0) | 0.19 (4.7) | 10000 (690) |
| 3/8 | G 3/8 | BPM-NTM-06-06-SS-10K | 1.43 (36.2) | 0.81 (20.6) | 0.56 (14.2) | 0.47 (12.0) | 0.31 (7.9) | 10000 (690) |
| 3/8 | G 1/2 | BPM-NTM-08-06-SS-10K | 1.77 (44.9) | 1.00 (25.4) | 0.56 (14.2) | 0.75 (19.1) | 0.38 (9.6) | 10000 (690) |
| 1/2 | G 1/4 | BPM-NTM-04-08-SS-10K | 1.55 (39.3) | 0.69 (17.5) | 0.75 (19.1) | 0.43 (11.0) | 0.19 (4.7) | 10000 (690) |
| 1/2 | G 3/8 | BPM-NTM-06-08-SS-10K | 1.62 (41.1) | 0.81 (20.6) | 0.75 (19.1) | 0.47 (12.0) | 0.31 (7.9) | 10000 (690) |
| 1/2 | G 1/2 | BPM-NTM-08-08-SS-10K | 1.96 (49.8) | 1.00 (25.4) | 0.75 (19.1) | 0.75 (19.1) | 0.47 (11.9) | 10000 (690) |



Male JIC / Male BSPP

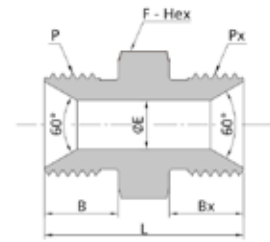
| P-SAE/MS | Px-ISO Parallel | # | Dimensions - in. (mm) | | | | psig (bar) |
|-----------|-----------------|----------------------|-----------------------|-------------|-------------|-------------|-------------|
| | | | L | F | B | Bx | |
| 7/16-20 | G 1/4 | BPM-JIM-04-04-SS-10K | 1.27 (32.2) | 0.63 (15.9) | 0.55 (14.0) | 0.43 (11.0) | 10000 (690) |
| 7/16-20 | G 3/8 | BPM-JIM-06-04-SS-10K | 1.35 (34.2) | 0.81 (20.6) | 0.55 (14.0) | 0.47 (12.0) | 10000 (690) |
| 9/16-18 | G 1/4 | BPM-JIM-04-06-SS-10K | 1.27 (32.2) | 0.63 (15.9) | 0.56 (14.1) | 0.43 (11.0) | 10000 (690) |
| 9/16-18 | G 3/8 | BPM-JIM-06-06-SS-10K | 1.35 (34.3) | 0.81 (20.6) | 0.56 (14.1) | 0.47 (12.0) | 10000 (690) |
| 9/16-18 | G 1/2 | BPM-JIM-08-06-SS-10K | 1.51 (38.3) | 1.00 (25.4) | 0.56 (14.1) | 0.55 (14.0) | 10000 (690) |
| 3/4-16 | G 1/4 | BPM-JIM-08-04-SS-10K | 1.41 (35.9) | 0.81 (20.6) | 0.66 (16.7) | 0.43 (11.0) | 10000 (690) |
| 3/4-16 | G 3/8 | BPM-JIM-06-08-SS-10K | 1.45 (36.9) | 0.81 (20.6) | 0.66 (16.7) | 0.47 (12.0) | 10000 (690) |
| 3/4-16 | G 1/2 | BPM-JIM-08-08-SS-10K | 1.61 (40.9) | 1.00 (25.4) | 0.66 (16.7) | 0.55 (14.0) | 10000 (690) |
| 7/8-14 | G 1/4 | BPM-JIM-04-10-SS-10K | 1.59 (40.5) | 0.94 (23.8) | 0.76 (19.3) | 0.43 (11.0) | 10000 (690) |
| 7/8-14 | G 3/8 | BPM-JIM-06-10-SS-10K | 1.63 (41.5) | 0.94 (23.8) | 0.76 (19.3) | 0.47 (12.0) | 10000 (690) |
| 7/8-14 | G 1/2 | BPM-JIM-08-10-SS-10K | 1.71 (43.5) | 1.00 (25.4) | 0.76 (19.3) | 0.55 (14.0) | 10000 (690) |
| 1 1/16-12 | G 1/2 | BPM-JIM-08-12-SS-10K | 1.89 (48.1) | 1.13 (28.5) | 0.86 (21.9) | 0.55 (14.0) | 10000 (690) |
| 1 1/16-12 | G 3/4 | BPM-JIM-12-12-SS-10K | 1.97 (50.1) | 1.25 (31.8) | 0.86 (21.9) | 0.63 (16.0) | 10000 (690) |
| 1 1/16-12 | G 1 | BPM-JIM-16-12-SS-10K | 2.21 (56.1) | 1.50 (38.1) | 0.86 (21.9) | 0.75 (19.0) | 10000 (690) |
| 1 5/16-12 | G 1/2 | BPM-JIM-08-16-SS-10K | 2.06 (52.3) | 1.37 (34.9) | 0.91 (23.1) | 0.55 (14.0) | 10000 (690) |
| 1 5/16-12 | G 3/4 | BPM-JIM-12-16-SS-10K | 2.14 (54.3) | 1.37 (34.9) | 0.91 (23.1) | 0.63 (16.0) | 10000 (690) |
| 1 5/16-12 | G 1 | BPM-JIM-16-16-SS-10K | 2.26 (57.3) | 1.50 (38.1) | 0.91 (23.1) | 0.75 (19.0) | 10000 (690) |



10,000 PSI HIGH PRESSURE THREADED PIPE FITTINGS

Male BSPP

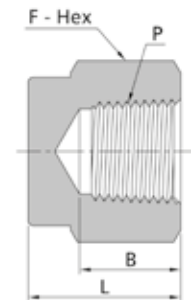
| P-ISO Parallel | Px-ISO Parallel | # | Dimensions - in. (mm) | | | | psig (bar) |
|-------------------|--------------------|----------------------|-----------------------|-------------|-------------|-------------|-------------|
| | | | L | F | B | Bx | |
| G 1/4 | G 1/4 | BPM-BPM-04-04-SS-10K | 1.15 (29.2) | 0.63 (15.9) | 0.43 (11.0) | 0.43 (11.0) | 10000 (690) |
| G 3/8 | G 1/4 | BPM-BPM-04-06-SS-10K | 1.23 (31.2) | 0.81 (20.6) | 0.47 (12.0) | 0.43 (11.0) | 10000 (690) |
| G 3/8 | G 3/8 | BPM-BPM-06-06-SS-10K | 1.27 (32.2) | 0.81 (20.6) | 0.47 (12.0) | 0.47 (12.0) | 10000 (690) |
| G 1/2 | G 1/4 | BPM-BPM-04-08-SS-10K | 1.39 (35.2) | 1.00 (25.4) | 0.55 (14.0) | 0.43 (11.0) | 10000 (690) |
| G 1/2 | G 3/8 | BPM-BPM-06-08-SS-10K | 1.43 (36.2) | 1.00 (25.4) | 0.55 (14.0) | 0.47 (12.0) | 10000 (690) |
| G 1/2 | G 1/2 | BPM-BPM-08-08-SS-10K | 1.50 (38.2) | 1.00 (25.4) | 0.55 (14.0) | 0.55 (14.0) | 10000 (690) |
| G 3/4 | G 3/4 | BPM-BPM-06-12-SS-10K | 1.58 (40.2) | 1.25 (31.8) | 0.63 (16.0) | 0.47 (12.0) | 10000 (690) |
| G 3/4 | G 1/2 | BPM-BPM-08-12-SS-10K | 1.66 (42.2) | 1.25 (31.8) | 0.63 (16.0) | 0.55 (14.0) | 10000 (690) |
| G 3/4 | G 3/4 | BPM-BPM-12-12-SS-10K | 1.74 (44.2) | 1.25 (31.8) | 0.63 (16.0) | 0.63 (16.0) | 10000 (690) |
| G 1 | G 1/2 | BPM-BPM-08-16-SS-10K | 1.90 (48.2) | 1.50 (38.1) | 0.75 (19.0) | 0.55 (14.0) | 10000 (690) |
| G 1 | G 3/4 | BPM-BPM-12-16-SS-10K | 1.98 (50.2) | 1.50 (38.1) | 0.75 (19.0) | 0.63 (16.0) | 10000 (690) |
| G 1 | G 1 | BPM-BPM-16-16-SS-10K | 2.09 (53.2) | 1.50 (38.1) | 0.75 (19.0) | 0.75 (19.0) | 10000 (690) |



PIPE CAPS

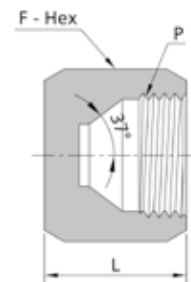
Female NPT threads

| P-NPT | # | Dimensions - in. (mm) | | | psig (bar) |
|-------|---------------|-----------------------|-------------|-------------|-------------|
| | | L | F | B | |
| 1/8 | NTF-02-SS-10K | 0.75 (19.1) | 0.56 (14.3) | 0.41 (10.4) | 10000 (690) |
| 1/4 | NTF-04-SS-10K | 0.91 (23.1) | 0.75 (19.1) | 0.59 (15.0) | 10000 (690) |
| 3/8 | NTF-06-SS-10K | 1.03 (26.2) | 0.94 (23.8) | 0.59 (15.0) | 10000 (690) |
| 1/2 | NTF-08-SS-10K | 1.34 (34.0) | 1.19 (30.2) | 0.78 (19.8) | 10000 (690) |
| 3/4 | NTF-12-SS-10K | 1.62 (36.6) | 1.50 (38.1) | 0.81 (20.6) | 10000 (690) |
| 1 | NTF-16-SS-10K | 1.62 (41.1) | 1.75 (44.5) | 1.00 (25.4) | 10000 (690) |





Female JIC

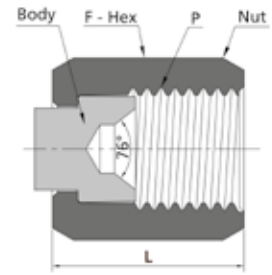
| P-SAE/MS | # | Dimensions - in. (mm) | | psig (bar) |
|-----------|-----------------|-----------------------|-------------|-------------|
| | | L | F | |
| 7/16-20 | SS-HPC-AN4-10K | 0.59 (15.1) | 0.56 (14.3) | 10000 (690) |
| 9/16-18 | SS-HPC-AN6-10K | 0.63 (15.9) | 0.69 (17.5) | 10000 (690) |
| 3/4-16 | SS-HPC-AN8-10K | 0.75 (19.1) | 0.87 (22.2) | 10000 (690) |
| 7/8-14 | SS-HPC-AN10-10K | 0.84 (21.4) | 1.00 (25.4) | 10000 (690) |
| 1 1/16-12 | SS-HPC-AN12-10K | 0.91 (23.0) | 1.25 (31.8) | 10000 (690) |
| 1 5/16-12 | SS-HPC-AN16-10K | 1.06 (26.8) | 1.50 (38.1) | 10000 (690) |





10,000 PSI HIGH PRESSURE THREADED PIPE FITTINGS

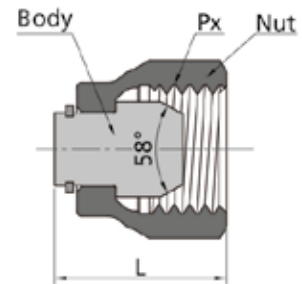
Moveable insert female JIC

|  P-SAE/MS | # | Dimensions - in. (mm) | |  psig (bar) |
|---|-----------------|-----------------------|-------------|---|
| | | L | F | |
| 7/16-20 | SS-HMC-AN4-10K | 0.68 (17.3) | 0.56 (14.3) | 10000 (690) |
| 9/16-18 | SS-HMC-AN6-10K | 0.79 (20.0) | 0.69 (17.5) | 10000 (690) |
| 3/4-16 | SS-HMC-AN8-10K | 0.89 (22.6) | 0.87 (22.2) | 10000 (690) |
| 7/8-14 | SS-HMC-AN10-10K | 0.99 (25.1) | 1.00 (25.4) | 10000 (690) |
| 1 1/16-12 | SS-HMC-AN12-10K | 1.03 (26.2) | 1.25 (31.8) | 10000 (690) |
| 1 5/16-12 | SS-HMC-AN16-10K | 1.18 (30.0) | 1.50 (38.1) | 10000 (690) |





Moveable insert female BSPP

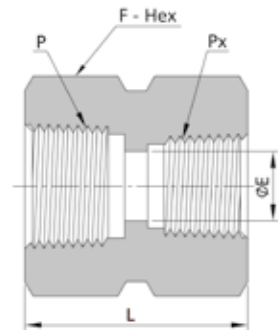
|  Px-ISO Parallel | # | Dimensions - in. (mm) | |  psig (bar) |
|--|---------------|-----------------------|-------------|---|
| | | L | F | |
| G 1/4 | BPF-04-SS-10K | 0.70 (17.8) | 0.63 (15.9) | 10000 (690) |
| G 3/8 | BPF-06-SS-10K | 0.80 (20.3) | 0.81 (20.6) | 10000 (690) |
| G 1/2 | BPF-08-SS-10K | 0.94 (23.9) | 1.00 (25.4) | 10000 (690) |
| G 3/4 | BPF-12-SS-10K | 1.06 (26.9) | 1.25 (31.8) | 10000 (690) |
| G 1 | BPF-16-SS-10K | 1.33 (33.8) | 1.50 (38.1) | 10000 (690) |



HEX COUPLINGS



Female NPT threads

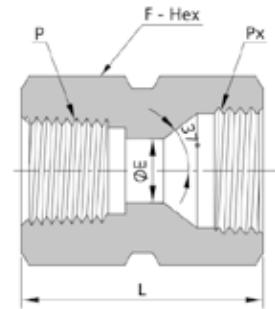
|  | | # | Dimensions - in. (mm) | | |  psig (bar) |
|---|--------|----------------------|-----------------------|-------------|-------------|---|
| P-NPT | Px-NPT | | L | F | E | |
| 1/8 | 1/8 | NTF-NTF-02-02-SS-10K | 0.94 (23.8) | 0.56 (14.3) | 0.31 (8.0) | 10000 (690) |
| 1/4 | 1/8 | NTF-NTF-02-04-SS-10K | 1.14 (28.9) | 0.75 (19.1) | 0.31 (8.0) | 10000 (690) |
| 1/4 | 1/4 | NTF-NTF-04-04-SS-10K | 1.32 (33.5) | 0.75 (19.1) | 0.41 (10.4) | 10000 (690) |
| 3/8 | 1/8 | NTF-NTF-02-06-SS-10K | 1.14 (28.9) | 0.94 (23.8) | 0.31 (8.0) | 10000 (690) |
| 3/8 | 1/4 | NTF-NTF-04-06-SS-10K | 1.32 (33.5) | 0.94 (23.8) | 0.41 (10.4) | 10000 (690) |
| 3/8 | 3/8 | NTF-NTF-06-06-SS-10K | 1.32 (33.5) | 0.94 (23.8) | 0.54 (13.8) | 10000 (690) |
| 1/2 | 1/8 | NTF-NTF-02-08-SS-10K | 1.35 (34.2) | 1.19 (30.2) | 0.31 (8.0) | 10000 (690) |
| 1/2 | 1/4 | NTF-NTF-04-08-SS-10K | 1.53 (38.8) | 1.19 (30.2) | 0.41 (10.4) | 10000 (690) |
| 1/2 | 3/8 | NTF-NTF-06-08-SS-10K | 1.53 (38.8) | 1.19 (30.2) | 0.54 (13.8) | 10000 (690) |
| 1/2 | 1/2 | NTF-NTF-08-08-SS-10K | 1.72 (43.8) | 1.19 (30.2) | 0.67 (17.0) | 10000 (690) |
| 3/4 | 1/8 | NTF-NTF-02-12-SS-10K | 1.40 (35.5) | 1.50 (38.1) | 0.31 (8.0) | 10000 (690) |
| 3/4 | 1/4 | NTF-NTF-04-12-SS-10K | 1.58 (40.1) | 1.50 (38.1) | 0.41 (10.4) | 10000 (690) |
| 3/4 | 3/8 | NTF-NTF-06-12-SS-10K | 1.58 (40.1) | 1.50 (38.1) | 0.54 (13.8) | 10000 (690) |
| 3/4 | 1/2 | NTF-NTF-08-12-SS-10K | 1.79 (45.4) | 1.50 (38.1) | 0.67 (17.0) | 10000 (690) |
| 3/4 | 3/4 | NTF-NTF-12-12-SS-10K | 1.84 (46.7) | 1.50 (38.1) | 0.88 (22.3) | 10000 (690) |
| 1 | 1/8 | NTF-NTF-02-16-SS-10K | 1.59 (40.5) | 1.75 (44.5) | 0.31 (8.0) | 10000 (690) |
| 1 | 1/4 | NTF-NTF-04-16-SS-10K | 1.76 (44.8) | 1.75 (44.5) | 0.41 (10.4) | 10000 (690) |
| 1 | 3/8 | NTF-NTF-06-16-SS-10K | 1.76 (44.8) | 1.75 (44.5) | 0.54 (13.8) | 10000 (690) |
| 1 | 1/2 | NTF-NTF-08-16-SS-10K | 1.96 (49.7) | 1.75 (44.5) | 0.67 (17.0) | 10000 (690) |
| 1 | 3/4 | NTF-NTF-12-16-SS-10K | 2.00 (50.7) | 1.75 (44.5) | 0.88 (22.3) | 10000 (690) |
| 1 | 1 | NTF-NTF-16-16-SS-10K | 2.19 (55.5) | 1.75 (44.5) | 1.11 (28.1) | 10000 (690) |



10,000 PSI HIGH PRESSURE THREADED PIPE FITTINGS



Female NPT threads / Female JIC

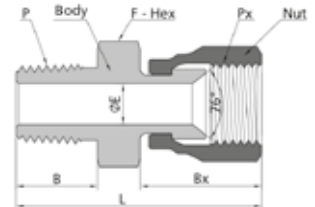
|  | | # | Dimensions - in. (mm) | | |  |
|---|-----------|----------------------|-----------------------|-------------|-------------|---|
| P-NPT | Px-SAE/MS | | L | F | E | |
| 1/8 | 7/16-20 | NTF-JIF-02-04-SS-10K | 1.12 (28.4) | 0.56 (14.3) | 0.17 (4.3) | 10000 (690) |
| 1/4 | 7/16-20 | NTF-JIF-04-04-SS-10K | 1.33 (33.7) | 0.75 (19.1) | 0.17 (4.3) | 10000 (690) |
| 1/4 | 9/16-18 | NTF-JIF-04-06-SS-10K | 1.36 (34.5) | 0.75 (19.1) | 0.30 (7.5) | 10000 (690) |
| 3/8 | 7/16-20 | NTF-JIF-06-04-SS-10K | 1.33 (33.7) | 0.94 (23.8) | 0.17 (4.3) | 10000 (690) |
| 3/8 | 9/16-18 | NTF-JIF-06-06-SS-10K | 1.36 (34.5) | 0.94 (23.8) | 0.30 (7.5) | 10000 (690) |
| 3/8 | 3/4-16 | NTF-JIF-06-08-SS-10K | 1.44 (36.5) | 0.94 (23.8) | 0.39 (9.9) | 10000 (690) |
| 1/2 | 9/16-18 | NTF-JIF-08-06-SS-10K | 1.56 (39.7) | 1.19 (30.2) | 0.30 (7.5) | 10000 (690) |
| 1/2 | 3/4-16 | NTF-JIF-08-08-SS-10K | 1.64 (41.7) | 1.19 (30.2) | 0.39 (9.9) | 10000 (690) |
| 1/2 | 7/8-14 | NTF-JIF-08-10-SS-10K | 1.74 (44.1) | 1.19 (30.2) | 0.48 (12.3) | 10000 (690) |





SWIVEL COUPLINGS

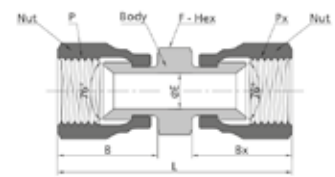
Male NPT threads / Female JIC swivel

|  | | # | Dimensions - in. (mm) | | | |  |
|---|-----------|----------------------|-----------------------|-------------|-------------|-------------|---|
| P-NPT | Px-SAE/MS | | L | F | B | Bx | |
| 1/8 | 7/16-20 | NTM-JSF-02-04-SS-10K | 1.39 (35.3) | 0.56 (14.3) | 0.41 (10.4) | 0.81 (20.5) | 10000 (690) |
| 1/4 | 7/16-20 | NTM-JSF-04-04-SS-10K | 1.62 (41.2) | 0.75 (19.1) | 0.59 (15.0) | 0.81 (20.5) | 10000 (690) |
| 1/4 | 9/16-18 | NTM-JSF-04-06-SS-10K | 1.65 (41.9) | 0.75 (19.1) | 0.59 (15.0) | 0.83 (21.2) | 10000 (690) |
| 3/8 | 7/16-20 | NTM-JSF-06-04-SS-10K | 1.68 (42.7) | 0.94 (23.8) | 0.59 (15.0) | 0.81 (20.5) | 10000 (690) |
| 3/8 | 9/16-18 | NTM-JSF-06-06-SS-10K | 1.71 (43.4) | 0.94 (23.8) | 0.59 (15.0) | 0.83 (21.2) | 10000 (690) |
| 3/8 | 3/4-16 | NTM-JSF-06-08-SS-10K | 1.78 (45.2) | 0.94 (23.8) | 0.59 (15.0) | 0.91 (23.0) | 10000 (690) |
| 1/2 | 9/16-18 | NTM-JSF-08-06-SS-10K | 1.97 (50.1) | 1.19 (30.2) | 0.78 (19.8) | 0.83 (21.2) | 10000 (690) |
| 1/2 | 3/4-16 | NTM-JSF-08-08-SS-10K | 2.04 (51.9) | 1.19 (30.2) | 0.78 (19.8) | 0.91 (23.0) | 10000 (690) |
| 1/2 | 7/8-14 | NTM-JSF-08-10-SS-10K | 2.13 (54.2) | 1.19 (30.2) | 0.78 (19.8) | 1.00 (25.3) | 10000 (690) |



Female JIC threads / Female JIC threads



|  | | # | Dimensions - in. (mm) | | | |  |
|---|-----------|----------------------|-----------------------|-------------|-------------|-------------|---|
| P-SAE/MS | Px-SAE/MS | | L | F | B | Bx | |
| 7/16-20 | 7/16-20 | JSF-JSF-04-04-SS-10K | 1.90 (48.2) | 0.56 (14.3) | 0.81 (20.5) | 0.81 (20.5) | 10000 (690) |
| 9/16-18 | 7/16-20 | JSF-JSF-04-06-SS-10K | 1.93 (48.9) | 0.63 (15.9) | 0.83 (21.2) | 0.81 (20.5) | 10000 (690) |
| 9/16-18 | 9/16-18 | JSF-JSF-06-06-SS-10K | 1.95 (49.6) | 0.63 (15.9) | 0.83 (21.2) | 0.83 (21.2) | 10000 (690) |
| 3/4-16 | 9/16-18 | JSF-JSF-06-08-SS-10K | 2.14 (54.4) | 0.87 (22.2) | 0.91 (23.0) | 0.83 (21.2) | 10000 (690) |
| 3/4-16 | 3/4-16 | JSF-JSF-08-08-SS-10K | 2.21 (56.2) | 0.87 (22.2) | 0.91 (23.0) | 0.91 (23.0) | 10000 (690) |
| 7/8-14 | 3/4-16 | JSF-JSF-08-10-SS-10K | 2.30 (58.5) | 1.00 (25.3) | 1.00 (25.3) | 0.91 (23.0) | 10000 (690) |
| 7/8-14 | 7/8-14 | JSF-JSF-10-10-SS-10K | 2.39 (60.8) | 1.00 (25.3) | 1.00 (25.3) | 1.00 (25.3) | 10000 (690) |
| 1 1/16-12 | 7/8-14 | JSF-JSF-10-12-SS-10K | 2.60 (66.0) | 1.25 (31.8) | 1.12 (28.5) | 1.00 (25.3) | 10000 (690) |
| 1 1/16-12 | 1 1/16-12 | JSF-JSF-12-12-SS-10K | 2.72 (69.2) | 1.25 (31.8) | 1.12 (28.5) | 1.12 (28.5) | 10000 (690) |
| 1 5/16-12 | 1 1/16-12 | JSF-JSF-12-16-SS-10K | 2.96 (75.2) | 1.50 (38.1) | 1.24 (31.5) | 1.12 (28.5) | 10000 (690) |
| 1 5/16-12 | 1 5/16-12 | JSF-JSF-16-16-SS-10K | 3.08 (78.2) | 1.50 (38.1) | 1.24 (31.5) | 1.24 (31.5) | 10000 (690) |

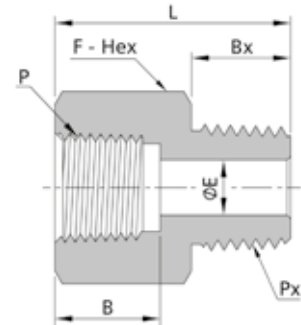


10,000 PSI HIGH PRESSURE THREADED PIPE FITTINGS



ADAPTORS

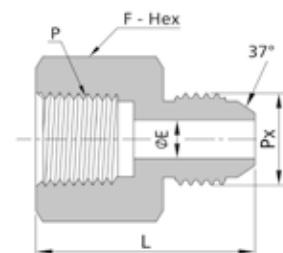
Female NPT threads / Male NPT threads

|  | | # | Dimensions - in. (mm) | | | |  |
|---|--------|----------------------|-----------------------|-------------|-------------|-------------|---|
| P-NPT | Px-NPT | | L | F | B | Bx | |
| 1/8 | 1/8 | NTM-NTF-02-02-SS-10K | 0.96 (24.5) | 0.56 (14.3) | 0.41 (10.4) | 0.38 (9.7) | 10000 (690) |
| 1/8 | 1/4 | NTM-NTF-04-02-SS-10K | 1.13 (28.8) | 0.56 (14.3) | 0.41 (10.4) | 0.56 (14.2) | 10000 (690) |
| 1/8 | 3/8 | NTM-NTF-06-02-SS-10K | 1.14 (29.0) | 0.69 (17.5) | 0.41 (10.4) | 0.56 (14.2) | 10000 (690) |
| 1/8 | 1/2 | NTM-NTF-08-02-SS-10K | 1.08 (27.4) | 0.87 (22.2) | 0.41 (10.4) | 0.75 (19.1) | 10000 (690) |
| 1/8 | 3/4 | NTM-NTF-12-02-SS-10K | 1.08 (27.4) | 1.06 (27.0) | 0.41 (10.4) | 0.75 (19.1) | 10000 (690) |
| 1/4 | 1/8 | NTM-NTF-02-04-SS-10K | 1.25 (31.8) | 0.75 (19.1) | 0.59 (15.0) | 0.38 (9.7) | 10000 (690) |
| 1/4 | 1/4 | NTM-NTF-04-04-SS-10K | 1.37 (34.9) | 0.75 (19.1) | 0.59 (15.0) | 0.56 (14.2) | 10000 (690) |
| 1/4 | 3/8 | NTM-NTF-06-04-SS-10K | 1.37 (34.9) | 0.75 (19.1) | 0.59 (15.0) | 0.56 (14.2) | 10000 (690) |
| 1/4 | 1/2 | NTM-NTF-08-04-SS-10K | 1.58 (40.1) | 0.87 (22.2) | 0.59 (15.0) | 0.75 (19.1) | 10000 (690) |
| 1/4 | 3/4 | NTM-NTF-12-04-SS-10K | 1.34 (34.1) | 1.06 (27.0) | 0.59 (15.0) | 0.75 (19.1) | 10000 (690) |
| 1/4 | 1 | NTM-NTF-16-04-SS-10K | 1.37 (34.8) | 1.37 (34.9) | 0.59 (15.0) | 0.94 (23.9) | 10000 (690) |
| 3/8 | 1/4 | NTM-NTF-04-06-SS-10K | 1.42 (36.0) | 0.94 (23.8) | 0.59 (15.0) | 0.56 (14.2) | 10000 (690) |
| 3/8 | 3/8 | NTM-NTF-06-06-SS-10K | 1.42 (36.0) | 0.94 (23.8) | 0.59 (15.0) | 0.56 (14.2) | 10000 (690) |
| 3/8 | 1/2 | NTM-NTF-08-06-SS-10K | 1.61 (41.0) | 0.94 (23.8) | 0.59 (15.0) | 0.75 (19.1) | 10000 (690) |
| 3/8 | 3/4 | NTM-NTF-12-06-SS-10K | 1.61 (41.0) | 1.13 (28.6) | 0.59 (15.0) | 0.75 (19.1) | 10000 (690) |
| 3/8 | 1 | NTM-NTF-16-06-SS-10K | 1.47 (37.3) | 1.37 (34.9) | 0.59 (15.0) | 0.94 (23.9) | 10000 (690) |
| 1/2 | 1/4 | NTM-NTF-04-08-SS-10K | 1.72 (43.1) | 1.19 (30.2) | 0.78 (19.8) | 0.56 (14.2) | 10000 (690) |
| 1/2 | 3/8 | NTM-NTF-06-08-SS-10K | 1.72 (43.1) | 1.19 (30.2) | 0.78 (19.8) | 0.56 (14.2) | 10000 (690) |
| 1/2 | 1/2 | NTM-NTF-08-08-SS-10K | 1.89 (48.0) | 1.19 (30.2) | 0.78 (19.8) | 0.75 (19.1) | 10000 (690) |
| 1/2 | 3/4 | NTM-NTF-12-08-SS-10K | 1.89 (48.0) | 1.37 (34.9) | 0.78 (19.8) | 0.75 (19.1) | 10000 (690) |
| 1/2 | 1 | NTM-NTF-16-08-SS-10K | 2.08 (52.8) | 1.37 (34.9) | 0.78 (19.8) | 0.94 (23.9) | 10000 (690) |
| 3/4 | 1/2 | NTM-NTF-08-12-SS-10K | 1.89 (48.1) | 1.50 (38.1) | 0.81 (20.6) | 0.75 (19.0) | 10000 (690) |
| 3/4 | 3/4 | NTM-NTF-12-12-SS-10K | 1.89 (48.1) | 1.50 (38.1) | 0.81 (20.6) | 0.75 (19.1) | 10000 (690) |
| 3/4 | 1 | NTM-NTF-16-12-SS-10K | 2.08 (52.9) | 1.50 (38.1) | 0.81 (20.6) | 0.94 (23.9) | 10000 (690) |
| 1 | 1/2 | NTM-NTF-08-16-SS-10K | 2.10 (53.3) | 1.75 (44.5) | 1.00 (25.4) | 0.75 (19.1) | 10000 (690) |
| 1 | 3/4 | NTM-NTF-12-16-SS-10K | 2.10 (53.3) | 1.75 (44.5) | 1.00 (25.4) | 0.75 (19.1) | 10000 (690) |
| 1 | 1 | NTM-NTF-16-16-SS-10K | 2.29 (58.1) | 1.75 (44.5) | 1.00 (25.4) | 0.94 (23.9) | 10000 (690) |





Female NPT threads / Male JIC

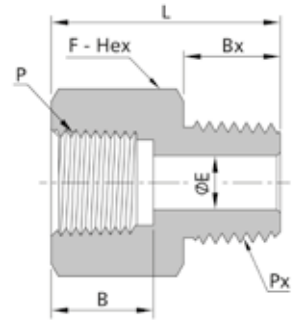
|  | | # | Dimensions - in. (mm) | | |  |
|---|-----------|----------------------|-----------------------|-------------|-------------|---|
| P-NPT | Px-SAE/MS | | L | F | B | |
| 1/8 | 7/16-20 | NTF-JIM-02-04-SS-10K | 1.09 (27.8) | 0.56 (14.3) | 0.17 (4.4) | 10000 (690) |
| 1/4 | 7/16-20 | NTF-JIM-04-04-SS-10K | 1.32 (33.5) | 0.75 (19.1) | 0.17 (4.4) | 10000 (690) |
| 1/4 | 9/16-18 | NTF-JIM-04-06-SS-10K | 1.32 (33.5) | 0.75 (19.1) | 0.30 (7.5) | 10000 (690) |
| 3/8 | 9/16-18 | NTF-JIM-06-06-SS-10K | 1.37 (34.8) | 0.94 (23.8) | 0.30 (7.5) | 10000 (690) |
| 3/8 | 3/4-16 | NTF-JIM-06-08-SS-10K | 1.47 (37.4) | 0.94 (23.8) | 0.39 (9.9) | 10000 (690) |
| 1/2 | 3/4-16 | NTF-JIM-08-08-SS-10K | 1.72 (43.6) | 1.19 (30.2) | 0.39 (9.9) | 10000 (690) |
| 1/2 | 7/8-14 | NTF-JIM-08-10-SS-10K | 1.82 (46.2) | 1.19 (30.2) | 0.48 (12.3) | 10000 (690) |
| 1/2 | 1 1/16-12 | NTF-JIM-08-12-SS-10K | 1.92 (48.8) | 1.19 (30.2) | 0.61 (15.5) | 10000 (690) |
| 3/4 | 1 1/16-12 | NTF-JIM-12-12-SS-10K | 1.89 (47.9) | 1.50 (38.1) | 0.46 (11.6) | 10000 (690) |
| 1 | 1 5/16-12 | NTF-JIM-16-16-SS-10K | 2.18 (55.3) | 1.75 (44.5) | 0.57 (14.6) | 10000 (690) |





10,000 PSI HIGH PRESSURE THREADED PIPE FITTINGS

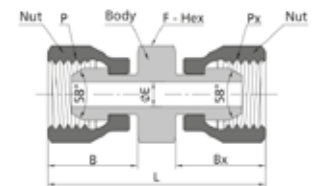
Female BSPT threads / Male NPT threads

|  | | # | Dimensions - in. (mm) | | | |  |
|---|--------|----------------------|-----------------------|-------------|-------------|-------------|---|
| P-ISO Tapered | Px-NPT | | L | F | B | Bx | |
| 1/8 | 1/8 | NTM-BPF-02-02-SS-10K | 0.96 (24.5) | 0.56 (14.3) | 0.41 (10.4) | 0.38 (9.7) | 10000 (690) |
| 1/8 | 1/4 | NTM-BPF-04-02-SS-10K | 1.13 (28.8) | 0.56 (14.3) | 0.41 (10.4) | 0.56 (14.2) | 10000 (690) |
| 1/8 | 3/8 | NTM-BPF-06-02-SS-10K | 1.14 (29.0) | 0.69 (17.5) | 0.41 (10.4) | 0.56 (14.2) | 10000 (690) |
| 1/8 | 1/2 | NTM-BPF-08-02-SS-10K | 1.08 (27.4) | 0.87 (22.2) | 0.41 (10.4) | 0.75 (19.1) | 10000 (690) |
| 1/4 | 1/8 | NTM-BPF-02-04-SS-10K | 1.25 (31.8) | 0.75 (19.1) | 0.59 (15.0) | 0.38 (9.7) | 10000 (690) |
| 1/4 | 1/4 | NTM-BPF-04-04-SS-10K | 1.37 (34.9) | 0.75 (19.1) | 0.59 (15.0) | 0.56 (14.2) | 10000 (690) |
| 1/4 | 3/8 | NTM-BPF-06-04-SS-10K | 1.37 (34.9) | 0.75 (19.1) | 0.59 (15.0) | 0.56 (14.2) | 10000 (690) |
| 1/4 | 1/2 | NTM-BPF-08-04-SS-10K | 1.58 (40.1) | 0.87 (22.2) | 0.59 (15.0) | 0.75 (19.1) | 10000 (690) |
| 3/8 | 1/4 | NTM-BPF-04-06-SS-10K | 1.42 (36.0) | 0.94 (23.8) | 0.59 (15.0) | 0.56 (14.2) | 10000 (690) |
| 3/8 | 3/8 | NTM-BPF-06-06-SS-10K | 1.42 (36.0) | 0.94 (23.8) | 0.59 (15.0) | 0.56 (14.2) | 10000 (690) |
| 3/8 | 1/2 | NTM-BPF-08-06-SS-10K | 1.61 (41.0) | 0.94 (23.8) | 0.59 (15.0) | 0.75 (19.1) | 10000 (690) |
| 1/2 | 1/4 | NTM-BPF-04-08-SS-10K | 1.72 (43.1) | 1.19 (30.2) | 0.78 (19.8) | 0.56 (14.2) | 10000 (690) |
| 1/2 | 3/8 | NTM-BPF-06-08-SS-10K | 1.72 (43.1) | 1.19 (30.2) | 0.78 (19.8) | 0.56 (14.2) | 10000 (690) |
| 1/2 | 1/2 | NTM-BPF-08-08-SS-10K | 1.89 (48.0) | 1.19 (30.2) | 0.78 (19.8) | 0.75 (19.1) | 10000 (690) |



Swivel female BSPP threads

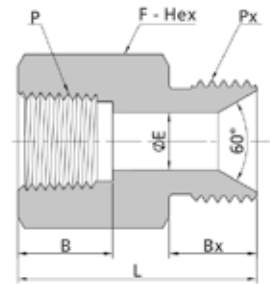
|  | | # | Dimensions - in. (mm) | | | |  |
|---|---------|----------------------|-----------------------|-------------|-------------|-------------|---|
| P-ISO Parallel | Px-BSPP | | L | F | B | Bx | |
| G 1/4 | G 1/4 | BPF-BPF-04-04-SS-10K | 1.62 (41.2) | 0.63 (15.9) | 0.67 (17.0) | 0.67 (17.0) | 10000 (690) |
| G 3/8 | G 1/4 | BPF-BPF-04-06-SS-10K | 1.74 (44.2) | 0.81 (20.6) | 0.75 (19.0) | 0.67 (17.0) | 10000 (690) |
| G 3/8 | G 3/8 | BPF-BPF-06-06-SS-10K | 1.82 (46.2) | 0.81 (20.6) | 0.75 (19.0) | 0.75 (19.0) | 10000 (690) |
| G 1/2 | G 1/4 | BPF-BPF-04-08-SS-10K | 1.94 (49.2) | 1.00 (25.4) | 0.87 (22.0) | 0.67 (17.0) | 10000 (690) |
| G 1/2 | G 3/8 | BPF-BPF-06-08-SS-10K | 2.02 (51.2) | 1.00 (25.4) | 0.87 (22.0) | 0.75 (19.0) | 10000 (690) |
| G 1/2 | G 1/2 | BPF-BPF-08-08-SS-10K | 2.13 (54.2) | 1.00 (25.4) | 0.87 (22.0) | 0.87 (22.0) | 10000 (690) |
| G 3/4 | G 3/8 | BPF-BPF-06-12-SS-10K | 2.21 (56.2) | 1.25 (31.8) | 0.98 (25.0) | 0.75 (19.0) | 10000 (690) |
| G 3/4 | G 1/2 | BPF-BPF-08-12-SS-10K | 2.33 (59.2) | 1.25 (31.8) | 0.98 (25.0) | 0.87 (22.0) | 10000 (690) |
| G 3/4 | G 3/4 | BPF-BPF-12-12-SS-10K | 2.45 (62.2) | 1.25 (31.8) | 0.98 (25.0) | 0.98 (25.0) | 10000 (690) |
| G 1 | G 1/2 | BPF-BPF-08-16-SS-10K | 2.72 (69.2) | 1.50 (38.1) | 1.26 (32.0) | 0.87 (22.0) | 10000 (690) |
| G 1 | G 3/4 | BPF-BPF-12-16-SS-10K | 2.84 (72.2) | 1.50 (38.1) | 1.26 (32.0) | 0.98 (25.0) | 10000 (690) |
| G 1 | G 1 | BPF-BPF-16-16-SS-10K | 3.12 (79.2) | 1.50 (38.1) | 1.26 (32.0) | 1.26 (32.0) | 10000 (690) |



10,000 PSI HIGH PRESSURE THREADED PIPE FITTINGS

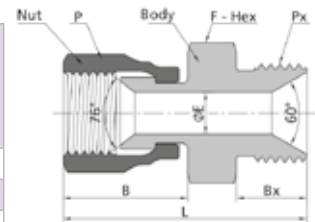
Female NPT threads / Male BSPP threads

| P-NPT | Px-ISO Parallel | # | Dimensions - in. (mm) | | | | | psig (bar) |
|-------|-----------------|----------------------|-----------------------|-------------|-------------|-------------|-------------|-------------|
| | | | L | F | B | Bx | E | |
| 1/8 | G 1/4 | BPM-NTF-04-02-SS-10K | 1.02 (25.8) | 0.63 (15.9) | 0.41 (10.4) | 0.43 (11.0) | 0.19 (4.7) | 10000 (690) |
| 1/8 | G 3/8 | BPM-NTF-06-02-SS-10K | 1.06 (26.8) | 0.81 (20.6) | 0.41 (10.4) | 0.47 (12.0) | 0.31 (7.9) | 10000 (690) |
| 1/4 | G 1/4 | BPM-NTF-04-04-SS-10K | 1.25 (31.7) | 0.75 (19.1) | 0.59 (15.0) | 0.43 (11.0) | 0.19 (4.7) | 10000 (690) |
| 1/4 | G 3/8 | BPM-NTF-06-04-SS-10K | 1.29 (32.7) | 0.81 (20.6) | 0.59 (15.0) | 0.47 (12.0) | 0.31 (7.9) | 10000 (690) |
| 1/4 | G 1/2 | BPM-NTF-08-04-SS-10K | 1.37 (34.7) | 1.00 (25.4) | 0.59 (15.0) | 0.55 (14.0) | 0.41 (10.4) | 10000 (690) |
| 3/8 | G 1/4 | BPM-NTF-04-06-SS-10K | 1.31 (33.2) | 0.94 (23.8) | 0.59 (15.0) | 0.43 (11.0) | 0.19 (4.7) | 10000 (690) |
| 3/8 | G 3/8 | BPM-NTF-06-06-SS-10K | 1.35 (34.2) | 0.94 (23.8) | 0.59 (15.0) | 0.47 (12.0) | 0.31 (7.9) | 10000 (690) |
| 3/8 | G 1/2 | BPM-NTF-08-06-SS-10K | 1.43 (36.2) | 1.00 (25.4) | 0.59 (15.0) | 0.55 (14.0) | 0.44 (11.1) | 10000 (690) |
| 1/2 | G 1/4 | BPM-NTF-04-08-SS-10K | 1.57 (39.9) | 1.19 (30.2) | 0.78 (19.8) | 0.43 (11.0) | 0.19 (4.7) | 10000 (690) |
| 1/2 | G 3/8 | BPM-NTF-06-08-SS-10K | 1.61 (40.9) | 1.19 (30.2) | 0.78 (19.8) | 0.47 (12.0) | 0.31 (7.9) | 10000 (690) |
| 1/2 | G 1/2 | BPM-NTF-08-08-SS-10K | 1.69 (42.9) | 1.19 (30.2) | 0.78 (19.8) | 0.55 (14.0) | 0.44 (11.1) | 10000 (690) |



SAE/MS swivel female threads / Male BSPP threads

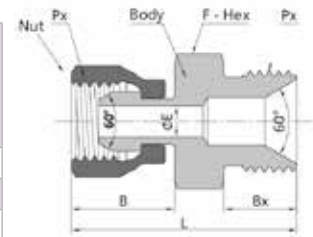
| Px-ISO Parallel | Px-BSPP | # | Dimensions - in. (mm) | | | | psig (bar) |
|-----------------|---------|----------------------|-----------------------|-------------|-------------|-------------|-------------|
| | | | L | F | B | Bx | |
| 7/16-20 | G 1/4 | BPM-JSF-04-04-SS-10K | 1.52 (38.7) | 0.63 (15.9) | 0.81 (20.5) | 0.43 (11.0) | 10000 (690) |
| 7/16-20 | G 3/8 | BPM-JSF-06-04-SS-10K | 1.60 (40.7) | 0.81 (20.6) | 0.81 (20.5) | 0.47 (12.0) | 10000 (690) |
| 9/16-18 | G 1/4 | BPM-JSF-04-06-SS-10K | 1.55 (39.4) | 0.63 (15.9) | 0.83 (21.2) | 0.43 (11.0) | 10000 (690) |
| 9/16-18 | G 3/8 | BPM-JSF-06-06-SS-10K | 1.63 (41.4) | 0.81 (20.6) | 0.83 (21.2) | 0.47 (12.0) | 10000 (690) |
| 9/16-18 | G 1/2 | BPM-JSF-08-06-SS-10K | 1.79 (45.4) | 1.00 (25.4) | 0.83 (21.2) | 0.55 (14.0) | 10000 (690) |
| 3/4-16 | G 1/4 | BPM-JSF-04-08-SS-10K | 1.74 (44.2) | 0.87 (22.2) | 0.91 (23.0) | 0.43 (11.0) | 10000 (690) |
| 3/4-16 | G 3/8 | BPM-JSF-06-08-SS-10K | 1.78 (45.2) | 0.87 (22.2) | 0.91 (23.0) | 0.47 (12.0) | 10000 (690) |
| 3/4-16 | G 1/2 | BPM-JSF-08-08-SS-10K | 1.86 (47.2) | 1.00 (25.4) | 0.91 (23.0) | 0.55 (14.0) | 10000 (690) |
| 7/8-14 | G 1/4 | BPM-JSF-04-10-SS-10K | 1.83 (46.5) | 1.00 (25.4) | 1.00 (25.3) | 0.43 (11.0) | 10000 (690) |
| 7/8-14 | G 3/8 | BPM-JSF-06-10-SS-10K | 1.87 (47.5) | 1.00 (25.4) | 1.00 (25.3) | 0.47 (12.0) | 10000 (690) |
| 7/8-14 | G 1/2 | BPM-JSF-08-10-SS-10K | 1.95 (49.5) | 1.00 (25.4) | 1.00 (25.3) | 0.55 (14.0) | 10000 (690) |
| 1 1/16-12 | G 1/2 | BPM-JSF-08-12-SS-10K | 2.15 (54.7) | 1.25 (31.8) | 1.12 (28.5) | 0.55 (14.0) | 10000 (690) |
| 1 1/16-12 | G 3/4 | BPM-JSF-12-12-SS-10K | 2.23 (56.7) | 1.25 (31.8) | 1.12 (28.5) | 0.63 (16.0) | 10000 (690) |
| 1 1/16-12 | G 1 | BPM-JSF-16-12-SS-10K | 2.47 (62.7) | 1.50 (38.1) | 1.12 (28.5) | 0.75 (19.0) | 10000 (690) |
| 1 5/16-12 | G 1/2 | BPM-JSF-08-16-SS-10K | 2.39 (60.7) | 1.50 (38.1) | 1.24 (31.5) | 0.55 (14.0) | 10000 (690) |
| 1 5/16-12 | G 3/4 | BPM-JSF-12-16-SS-10K | 2.47 (62.7) | 1.50 (38.1) | 1.24 (31.5) | 0.63 (16.0) | 10000 (690) |
| 1 5/16-12 | G 1 | BPM-JSF-16-16-SS-10K | 2.59 (65.7) | 1.50 (38.1) | 1.24 (31.5) | 0.75 (19.0) | 10000 (690) |



10,000 PSI HIGH PRESSURE THREADED PIPE FITTINGS

Female swivel BSPP threads / Male BSPP threads

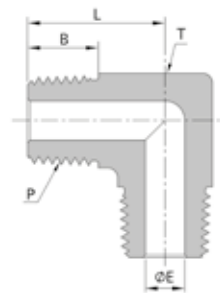
| P-ISO Parallel | Px-ISO Parallel | # | Dimensions - in. (mm) | | | | psig (bar) |
|-------------------|--------------------|----------------------|-----------------------|-------------|-------------|-------------|-------------|
| | | | L | F | B | Bx | |
| G 1/4 | G 1/4 | BPM-BSF-04-04-SS-10K | 1.39 (35.2) | 0.63 (15.9) | 0.67 (17.0) | 0.43 (11.0) | 10000 (690) |
| G 3/8 | G 1/4 | BPM-BSF-04-06-SS-10K | 1.50 (38.2) | 0.81 (20.6) | 0.75 (19.0) | 0.43 (11.0) | 10000 (690) |
| G 3/8 | G 3/8 | BPM-BSF-06-06-SS-10K | 1.54 (39.2) | 0.81 (20.6) | 0.75 (19.0) | 0.47 (12.0) | 10000 (690) |
| G 1/2 | G 1/4 | BPM-BSF-04-08-SS-10K | 1.70 (43.2) | 1.00 (25.4) | 0.87 (22.0) | 0.43 (11.0) | 10000 (690) |
| G 1/2 | G 3/8 | BPM-BSF-06-08-SS-10K | 1.74 (44.2) | 1.00 (25.4) | 0.87 (22.0) | 0.47 (12.0) | 10000 (690) |
| G 1/2 | G 1/2 | BPM-BSF-08-08-SS-10K | 1.82 (46.2) | 1.00 (25.4) | 0.87 (22.0) | 0.55 (14.0) | 10000 (690) |
| G 3/4 | G 3/8 | BPM-BSF-06-12-SS-10K | 1.94 (49.2) | 1.25 (31.8) | 0.98 (25.0) | 0.47 (12.0) | 10000 (690) |
| G 3/4 | G 1/2 | BPM-BSF-08-12-SS-10K | 2.02 (51.2) | 1.25 (31.8) | 0.98 (25.0) | 0.55 (14.0) | 10000 (690) |
| G 3/4 | G 3/4 | BPM-BSF-12-12-SS-10K | 2.09 (53.2) | 1.25 (31.8) | 0.98 (25.0) | 0.63 (16.0) | 10000 (690) |
| G 1 | G 1/2 | BPM-BSF-08-16-SS-10K | 2.41 (61.2) | 1.50 (38.1) | 1.26 (32.0) | 0.55 (14.0) | 10000 (690) |
| G 1 | G 3/4 | BPM-BSF-12-16-SS-10K | 2.49 (63.2) | 1.50 (38.1) | 1.26 (32.0) | 0.63 (16.0) | 10000 (690) |
| G 1 | G 1 | BPM-BSF-16-16-SS-10K | 2.61 (66.2) | 1.50 (38.1) | 1.26 (32.0) | 0.75 (19.0) | 10000 (690) |



MALE ELBOWS

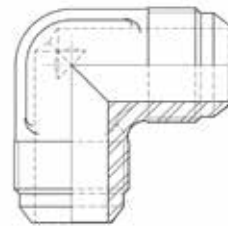
Male NPT threads

| P-NPT | # | Dimensions - in. (mm) | | | | psig (bar) |
|-------|--------------------------|-----------------------|-------------|-------------|-------------|-------------|
| | | L | B | E | T | |
| 1/8 | NTM-NTM-90C-02-02-SS-10K | 0.74 (18.8) | 0.38 (9.7) | 0.22 (5.5) | 0.50 (12.7) | 10000 (690) |
| 1/4 | NTM-NTM-90C-04-04-SS-10K | 1.00 (25.3) | 0.56 (14.2) | 0.28 (7.1) | 0.63 (15.9) | 10000 (690) |
| 3/8 | NTM-NTM-90C-06-06-SS-10K | 1.10 (28.0) | 0.56 (14.2) | 0.38 (9.6) | 0.75 (19.1) | 10000 (690) |
| 1/2 | NTM-NTM-90C-08-08-SS-10K | 1.44 (36.6) | 0.75 (19.1) | 0.47 (11.9) | 1.00 (25.4) | 10000 (690) |
| 3/4 | NTM-NTM-90C-12-12-SS-10K | 1.56 (39.6) | 0.75 (19.1) | 0.58 (14.8) | 1.37 (34.9) | 10000 (690) |
| 1 | NTM-NTM-90C-16-16-SS-10K | 1.89 (48.0) | 0.94 (23.9) | 0.79 (20.0) | 1.50 (38.1) | 10000 (690) |





JIC Male Threads / JIC Male Threads

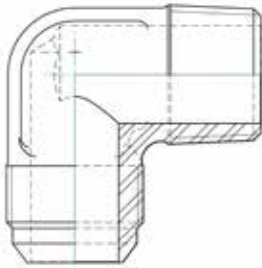
| P-JIC | # | Dimensions - in. (mm) | | | | psig (bar) |
|-------------------|--------------------------|-----------------------|-------------|------------|--------------|-------------|
| | | L | B | E | T | |
| 7/16 - 20 (-4) | JIM-JIM-90C-04-04-SS-10K | 0.88 (22.6) | 0.56 (14.4) | 0.15 (4) | 0.43 (11.1) | 10000 (690) |
| 9/16 - 18 (-6) | JIM-JIM-90C-06-06-SS-10K | 1.05 (26.9) | 0.61 (15.5) | 0.23 (6) | 0.55 (14) | 10000 (690) |
| 3/4 - 16 (-8) | JIM-JIM-90C-08-08-SS-10K | 1.25 (31.75) | 0.67 (17.1) | 0.33 (8.5) | 0.75 (19.05) | 10000 (690) |
| 1 1/16 - 12 (-12) | JIM-JIM-90C-12-12-SS-10K | 1.65 (42.16) | 0.84 (21.5) | 0.47 (12) | 1.06 (27) | 10000 (690) |
| 1 5/16 - 12 (-16) | JIM-JIM-90C-16-16-SS-10K | 1.81 (46) | 0.92 (23.5) | 0.59 (15) | 1.31 (33.3) | 10000 (690) |





10,000 PSI HIGH PRESSURE THREADED PIPE FITTINGS

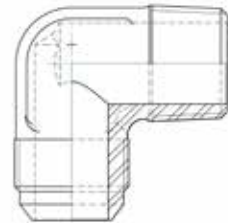
NPT Male Threads / JIC Male Threads

|  | | # | Dimensions - in. (mm) | | | | | |  |
|---|-------------------|--------------------------|-----------------------|--------------|-------------|-------------|-------------------------|--------------|---|
| P-NPT | Px-JIC | | JIC - L | NPT - L | JIC - B | NPT - B | E | T | |
| 1/8 | 7/16 - 20 (-4) | NTM-JIM-90C-02-04-SS-10K | 1.09 (27.8) | 0.87 (22.31) | 0.56 (14.4) | 0.39 (10) | 0.13 (3.5) | 0.55 (14) | 10000 (690) |
| 1/4 | 7/16 - 20 (-4) | NTM-JIM-90C-04-04-SS-10K | 1.09 (27.91) | 1.14 (29) | 0.56 (14.4) | 0.59 (15) | 0.15 (4) | 0.55 (14) | 10000 (690) |
| 1/4 | 9/16 - 18 (-6) | NTM-JIM-90C-04-06-SS-10K | 1.05 (26.92) | 1.09 (27.69) | 0.57 (14.5) | 0.59 (15) | 0.17 (4.5) | 0.55 (14) | 10000 (690) |
| 3/8 | 7/16 - 20 (-4) | NTM-JIM-90C-06-04-SS-10K | 1.27 (32.5) | 1.27 (32.5) | 0.57 (14.5) | 0.5 (12.7) | 0.15 / 0.29 (4 / 7.5) | 0.75 (19.05) | 10000 (690) |
| 3/8 | 9/16 - 18 (-6) | NTM-JIM-90C-06-06-SS-10K | 1.05 (26.92) | 1.22 (31) | 0.57 (14.5) | 0.55 (14.2) | 0.23 (6) | 0.75 (19.05) | 10000 (690) |
| 1/2 | 7/16 - 20 (-4) | NTM-JIM-90C-08-04-SS-10K | 1.28 (32.7) | 1.47 (37.34) | 0.57 (14.5) | 0.87 (20) | 0.09 / 0.24 (2.5 / 6.3) | 0.86 (22) | 10000 (690) |
| 1/2 | 9/16 - 18 (-6) | NTM-JIM-90C-08-06-SS-10K | 1.16 (29.5) | 1.47 (37.34) | 0.57 (14.5) | 0.87 (20) | 0.23 / 0.37 (6 / 9.5) | 0.86 (22) | 10000 (690) |
| 1/2 | 3/4 - 16 (-8) | NTM-JIM-90C-08-08-SS-10K | 1.25 (31.8) | 1.47 (37.34) | 0.67 (17.1) | 0.68 (17.5) | 0.33 (8.5) | 0.86 (22) | 10000 (690) |
| 1/2 | 1 1/16 - 12 (-12) | NTM-JIM-90C-08-12-SS-10K | 1.66 (42.2) | 1.62 (41.3) | 0.87 (22.3) | 0.68 (17.5) | 0.37 / 0.47 (9.5 / 12) | 1.08 (27.48) | 10000 (690) |



JIC Male Threads / JIC Female Threads



|  | | # | Dimensions - in. (mm) | | | |  |
|---|-------------------|--------------------------|-----------------------|-------------|-------------|--------------|---|
| P-JIC | Px-JIC | | L | B | E | T | |
| 7/16 - 20 (-4) | 7/16 - 20 (-4) | JIM-JSF-90C-04-04-SS-10K | 0.88 (22.6) | 0.56 (14.4) | 0.13 (3.5) | 0.43 (11.1) | 10000 (690) |
| 9/16 - 18 (-6) | 9/16 - 18 (-6) | JIM-JSF-90C-06-06-SS-10K | 1.05 (26.9) | 0.61 (15.5) | 0.19 (5) | 0.55 (14) | 10000 (690) |
| 3/4 - 16 (-8) | 3/4 - 16 (-8) | JIM-JSF-90C-08-08-SS-10K | 1.25 (31.75) | 0.67 (17.1) | 0.27 (7) | 0.75 (19.05) | 10000 (690) |
| 1 1/16 - 12 (-12) | 1 1/16 - 12 (-12) | JIM-JSF-90C-12-12-SS-10K | 1.65 (42.16) | 0.84 (21.5) | 0.41 (10.5) | 1.06 (27) | 10000 (690) |
| 1 5/16 - 12 (-16) | 1 5/16 - 12 (-16) | JIM-JSF-90C-16-16-SS-10K | 1.81 (46) | 0.92 (23.5) | 0.51 (13) | 1.31 (33.3) | 10000 (690) |

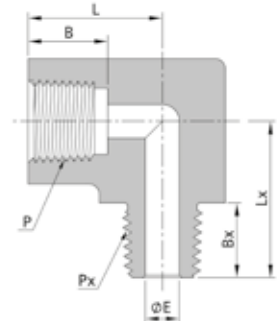


10,000 PSI HIGH PRESSURE THREADED PIPE FITTINGS

STREET ELBOWS



Male NPT threads / Female NPT threads

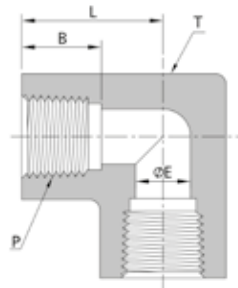
|  | | # | Dimensions - in. (mm) | | | |  |
|---|--------|--------------------------|-----------------------|-------------|-------------|-------------|---|
| P-NPT | Px-NPT | | L | B | E | Lx | |
| 1/8 | 1/8 | NTM-NTF-90C-02-02-SS-10K | 0.74 (18.8) | 0.41 (10.4) | 0.22 (5.5) | 0.82 (20.9) | 10000 (690) |
| 1/8 | 1/4 | NTM-NTF-90C-02-04-SS-10K | 0.78 (19.8) | 0.41 (10.4) | 0.28 (7.1) | 1.00 (25.5) | 10000 (690) |
| 1/8 | 3/8 | NTM-NTF-90C-02-06-SS-10K | 0.95 (24.2) | 0.41 (10.4) | 0.31 (8.0) | 1.07 (27.2) | 10000 (690) |
| 1/4 | 1/4 | NTM-NTF-90C-04-04-SS-10K | 0.99 (25.2) | 0.59 (15.0) | 0.28 (7.1) | 1.06 (7.1) | 10000 (690) |
| 1/4 | 3/8 | NTM-NTF-90C-04-06-SS-10K | 0.99 (25.2) | 0.59 (15.0) | 0.38 (9.6) | 1.06 (7.1) | 10000 (690) |
| 1/4 | 1/2 | NTM-NTF-90C-04-08-SS-10K | 1.15 (29.1) | 0.59 (15.0) | 0.41 (10.4) | 1.40 (35.5) | 10000 (690) |
| 3/8 | 3/8 | NTM-NTF-90C-06-06-SS-10K | 1.20 (30.6) | 0.59 (15.0) | 0.38 (9.6) | 1.20 (30.6) | 10000 (690) |
| 3/8 | 1/2 | NTM-NTF-90C-06-08-SS-10K | 1.20 (30.6) | 0.59 (15.0) | 0.47 (11.9) | 1.38 (35.0) | 10000 (690) |
| 1/2 | 1/2 | NTM-NTF-90C-08-08-SS-10K | 1.55 (39.4) | 0.78 (19.8) | 0.47 (11.9) | 1.61 (40.8) | 10000 (690) |
| 1/2 | 3/4 | NTM-NTF-90C-08-12-SS-10K | 1.43 (36.2) | 0.78 (19.8) | 0.58 (14.8) | 1.61 (40.8) | 10000 (1034) |
| 1/2 | 1 | NTM-NTF-90C-08-16-SS-10K | 1.45 (36.9) | 0.78 (19.8) | 0.67 (17.0) | 1.86 (47.3) | 10000 (1034) |
| 3/4 | 3/4 | NTM-NTF-90C-12-12-SS-10K | 1.61 (40.8) | 0.81 (20.6) | 0.58 (14.8) | 1.77 (44.9) | 10000 (1034) |
| 3/4 | 1 | NTM-NTF-90C-12-16-SS-10K | 1.63 (41.4) | 0.81 (20.6) | 0.79 (20.0) | 1.86 (47.3) | 10000 (1034) |
| 1 | 1 | NTM-NTF-90C-16-16-SS-10K | 1.91 (48.5) | 1.00 (25.4) | 0.79 (20.0) | 2.07 (52.5) | 10000 (1034) |





FEMALE ELBOWS

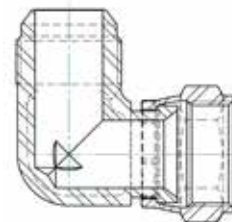
Female NPT threads

|  | | # | Dimensions - in. (mm) | | | |  |
|---|--|--------------------------|-----------------------|-------------|-------------|-------------|---|
| P-NPT | | | L | B | E | T | |
| 1/8 | | NTF-NTF-90C-02-02-SS-10K | 0.79 (20.1) | 0.41 (10.4) | 0.31 (8.0) | 0.63 (15.9) | 10000 (690) |
| 1/4 | | NTF-NTF-90C-04-04-SS-10K | 0.99 (25.4) | 0.59 (15.0) | 0.41 (10.4) | 0.75 (19.1) | 10000 (690) |
| 3/8 | | NTF-NTF-90C-06-06-SS-10K | 1.20 (30.6) | 0.59 (15.0) | 0.54 (13.8) | 1.00 (25.4) | 10000 (690) |
| 1/2 | | NTF-NTF-90C-08-08-SS-10K | 1.55 (39.3) | 0.78 (19.8) | 0.67 (17.0) | 1.37 (34.9) | 10000 (690) |
| 3/4 | | NTM-NTF-90C-12-12-SS-10K | 1.49 (37.8) | 0.81 (20.6) | 0.88 (22.3) | 1.50 (38.1) | 10000 (690) |
| 1 | | NTM-NTF-90C-16-16-SS-10K | 2.07 (52.5) | 1.00 (25.4) | 1.11 (28.1) | 1.75 (44.5) | 10000 (690) |



JIC Male Threads / JIC Female Threads



|  | | # | Dimensions - in. (mm) | | | |  |
|---|-------------------|--------------------------|-----------------------|-------------|-------------|--------------|---|
| P-JIC | Px-JIC | | L | B | E | T | |
| 7/16 - 20 (-4) | 7/16 - 20 (-4) | JIM-JSF-90C-04-04-SS-10K | 0.88 (22.6) | 0.56 (14.4) | 0.13 (3.5) | 0.43 (11.1) | 10000 (690) |
| 9/16 - 18 (-6) | 9/16 - 18 (-6) | JIM-JSF-90C-06-06-SS-10K | 1.05 (26.9) | 0.61 (15.5) | 0.19 (5) | 0.55 (14) | 10000 (690) |
| 3/4 - 16 (-8) | 3/4 - 16 (-8) | JIM-JSF-90C-08-08-SS-10K | 1.25 (31.75) | 0.67 (17.1) | 0.27 (7) | 0.75 (19.05) | 10000 (690) |
| 1 1/16 - 12 (-12) | 1 1/16 - 12 (-12) | JIM-JSF-90C-12-12-SS-10K | 1.65 (42.16) | 0.84 (21.5) | 0.41 (10.5) | 1.06 (27) | 10000 (690) |
| 1 5/16 - 12 (-16) | 1 5/16 - 12 (-16) | JIM-JSF-90C-16-16-SS-10K | 1.81 (46) | 0.92 (23.5) | 0.51 (13) | 1.31 (33.3) | 10000 (690) |

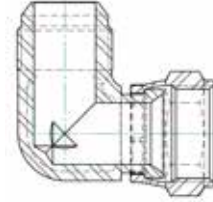


10,000 PSI HIGH PRESSURE THREADED PIPE FITTINGS

SWIVEL FEMALE ELBOWS



JIC Female Threads / JIC Female Threads

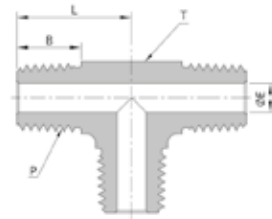
|  P-JIC | # | Dimensions - in. (mm) | | | |  psig (bar) |
|--|--------------------------|-----------------------|--------------|------------|-------------|---|
| | | L | B | E | T | |
| 7/16 - 20 (-4) | JSF-JSF-90C-04-04-SS-10K | 0.97 (24.76) | 0.64 (16.38) | 0.13 (3.5) | 0.43 (11.1) | 10000 (690) |
| 9/16 - 18 (-6) | JSF-JSF-90C-06-06-SS-10K | 1.22 (31.24) | 0.75 (19.05) | 0.19 (5) | 0.55 (14) | 10000 (690) |
| 3/4 - 16 (-8) | JSF-JSF-90C-08-08-SS-10K | 1.39 (35.46) | 0.84 (21.41) | 0.27 (7) | 1.06 (27) | 10000 (690) |



MALE TEES



Male NPT threads

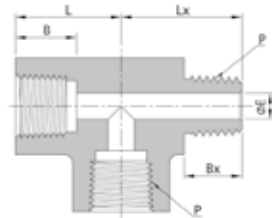
|  P-NPT | # | Dimensions - in. (mm) | | | |  psig (bar) |
|--|-----------------------------|-----------------------|-------------|-------------|-------------|---|
| | | L | B | E | T | |
| 1/8 | NTM-NTM-NTM-02-02-02-SS-10K | 0.74 (18.8) | 0.38 (9.7) | 0.22 (5.5) | 0.50 (12.7) | 10000 (690) |
| 1/4 | NTM-NTM-NTM-04-04-04-SS-10K | 1.00 (25.3) | 0.56 (14.2) | 0.28 (7.1) | 0.63 (15.9) | 10000 (690) |
| 3/8 | NTM-NTM-NTM-06-06-06-SS-10K | 1.10 (28.0) | 0.56 (14.2) | 0.38 (9.6) | 0.75 (19.1) | 10000 (690) |
| 1/2 | NTM-NTM-NTM-08-08-08-SS-10K | 1.44 (36.6) | 0.75 (19.1) | 0.47 (11.9) | 1.00 (25.4) | 10000 (690) |
| 3/4 | NTM-NTM-NTM-12-12-12-SS-10K | 1.56 (39.6) | 0.75 (19.1) | 0.58 (14.8) | 1.37 (34.9) | 10000 (690) |
| 1 | NTM-NTM-NTM-16-16-16-SS-10K | 1.89 (48.0) | 0.94 (23.9) | 0.79 (20.0) | 1.50 (38.1) | 10000 (690) |



MALE STREET TEES



NPT Threads

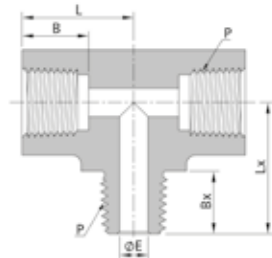
|  P-NPT | # | Dimensions - in. (mm) | | | |  psig (bar) |
|--|-----------------------------|-----------------------|-------------|-------------|-------------|---|
| | | L | B | Lx | Bx | |
| 1/8 | NTF-NTM-NTF-02-02-02-SS-10K | 0.76 (19.4) | 0.41 (10.4) | 0.82 (20.9) | 0.38 (9.7) | 10000 (690) |
| 1/4 | NTF-NTM-NTF-04-04-04-SS-10K | 0.99 (25.2) | 0.59 (15.0) | 1.06 (27.0) | 0.56 (14.2) | 10000 (690) |
| 3/8 | NTF-NTM-NTF-06-06-06-SS-10K | 1.20 (30.6) | 0.59 (15.0) | 1.20 (30.6) | 0.56 (14.2) | 10000 (690) |
| 1/2 | NTF-NTM-NTF-08-08-08-SS-10K | 1.55 (39.4) | 0.78 (19.8) | 1.61 (40.8) | 0.75 (19.1) | 10000 (690) |
| 3/4 | NTF-NTM-NTF-12-12-12-SS-10K | 1.72 (43.8) | 0.81 (20.6) | 1.68 (42.7) | 0.75 (19.1) | 10000 (690) |
| 1 | NTF-NTM-NTF-16-16-16-SS-10K | 2.07 (52.5) | 1.00 (25.4) | 2.06 (52.3) | 0.94 (23.9) | 10000 (690) |



MALE BRANCH TEES

NPT Threads


|  P-NPT | # | Dimensions - in. (mm) | | | |  psig (bar) |
|--|-----------------------------|-----------------------|-------------|-------------|-------------|---|
| | | L | B | Lx | Bx | |
| 1/8 | NTF-NTF-NTM-02-02-02-SS-10K | 0.74 (18.8) | 0.41 (10.4) | 0.82 (20.9) | 0.38 (9.7) | 10000 (690) |
| 1/4 | NTF-NTF-NTM-04-04-04-SS-10K | 0.99 (25.2) | 0.59 (15.0) | 1.06 (27.0) | 0.56 (14.2) | 10000 (690) |
| 3/8 | NTF-NTF-NTM-06-06-06-SS-10K | 1.20 (30.6) | 0.59 (15.0) | 1.20 (30.6) | 0.56 (14.2) | 10000 (690) |
| 1/2 | NTF-NTF-NTM-08-08-08-SS-10K | 1.48 (37.6) | 0.78 (19.8) | 1.61 (40.8) | 0.75 (19.1) | 10000 (690) |
| 3/4 | NTF-NTF-NTM-12-12-12-SS-10K | 1.61 (40.8) | 0.81 (20.6) | 1.77 (44.9) | 0.75 (19.1) | 10000 (690) |
| 1 | NTF-NTF-NTM-16-16-16-SS-10K | 1.91 (48.5) | 1.00 (25.4) | 2.07 (52.5) | 0.94 (23.9) | 10000 (690) |

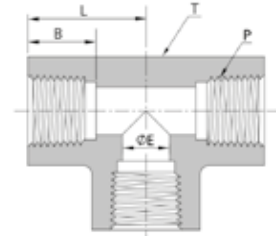


10,000 PSI HIGH PRESSURE THREADED PIPE FITTINGS

FEMALE TEES



Female NPT Threads

|  P-NPT | # | Dimensions - in. (mm) | | | |  psig (bar) |
|--|-----------------------------|-----------------------|-------------|-------------|-------------|---|
| | | L | B | E | T | |
| 1/8 | NTF-NTF-NTF-02-02-02-SS-10K | 0.74 (18.8) | 0.41 (10.4) | 0.31 (8.0) | 0.63 (15.9) | 10000 (690) |
| 1/4 | NTF-NTF-NTF-04-04-04-SS-10K | 0.99 (25.2) | 0.59 (15.0) | 0.41 (10.4) | 0.75 (19.1) | 10000 (690) |
| 3/8 | NTF-NTF-NTF-06-06-06-SS-10K | 1.20 (30.6) | 0.59 (15.0) | 0.54 (13.8) | 1.00 (25.4) | 10000 (690) |
| 1/2 | NTF-NTF-NTF-08-08-08-SS-10K | 1.55 (39.3) | 0.78 (19.8) | 0.67 (17.0) | 1.37 (34.9) | 10000 (690) |
| 3/4 | NTF-NTF-NTF-12-12-12-SS-10K | 1.49 (37.8) | 0.81 (20.6) | 0.88 (22.3) | 1.50 (38.1) | 10000 (690) |
| 1 | NTF-NTF-NTF-16-16-16-SS-10K | 2.07 (52.5) | 1.00 (25.4) | 1.11 (28.1) | 1.75 (44.5) | 10000 (690) |



FEMALE CROSSES

Female NPT Threads

|  P-NPT | # | Dimensions - in. (mm) | | | |  psig (bar) |
|--|---------------------------------|-----------------------|-------------|-------------|-------------|---|
| | | L | B | E | T | |
| 1/8 | NTF-NTF-NTF-NTF-02-02-02-SS-10K | 0.74 (18.8) | 0.41 (10.4) | 0.31 (8.0) | 0.63 (15.9) | 10000 (690) |
| 1/4 | NTF-NTF-NTF-NTF-04-04-04-SS-10K | 0.99 (25.2) | 0.59 (15.0) | 0.41 (10.4) | 0.75 (19.1) | 10000 (690) |
| 3/8 | NTF-NTF-NTF-NTF-06-06-06-SS-10K | 1.20 (30.6) | 0.59 (15.0) | 0.54 (13.8) | 1.00 (25.4) | 10000 (690) |
| 1/2 | NTF-NTF-NTF-NTF-08-08-08-SS-10K | 1.49 (37.9) | 0.78 (19.8) | 0.67 (17.0) | 1.37 (34.9) | 10000 (690) |
| 3/4 | NTF-NTF-NTF-NTF-12-12-12-SS-10K | 1.49 (37.8) | 0.81 (20.6) | 0.88 (22.3) | 1.50 (38.1) | 10000 (690) |
| 1 | NTF-NTF-NTF-NTF-16-16-16-SS-10K | 1.91 (48.5) | 1.00 (25.4) | 1.11 (28.1) | 1.75 (44.5) | 10000 (690) |

