

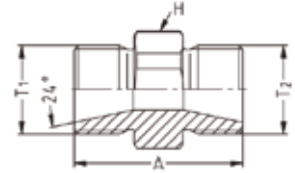
ADAPTORS

WATER JETTING ACCESSORIES

METRIC ADAPTOR

24° Flare

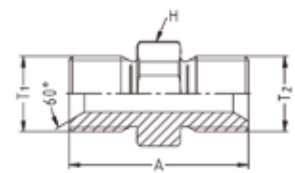
#			A			
	T1	T2			mm	mm
D2D2-16-16W	M24 x 1.5	M24 x 1.5	50.0	27.0	1800	26,100
D2D2-16-25W	M24 x 1.5	M36 x 2	60.5	41.0	1400	20,300
D2D2-25-25W	M36 x 2	M36 x 2	65.0	41.0	1400	20,300
D2D2-30-30W	M42 x 2	M42 x 2	75.0	46.0	1200	17,400



BSP ADAPTOR

60° Flare

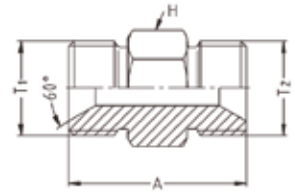
#			A			
	T1	T2			mm	mm
D9D9-8-8W	G 1/2	G 1/2	50.0	27.0	1800	26,100
D9D9-12-12W	G 3/4	G 3/4	65.0	41.0	1400	20,300
D9D9-16-16W	G 1	G 1	65.0	41.0	1200	17,400



TYPE "M" ADAPTOR

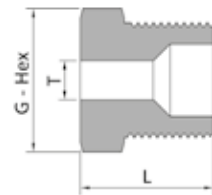
UNF 60° Flare

#			A			
	T1	T2			mm	mm
AZAZ-6-6W	9/16 - 18 UNF	9/16 - 18 UNF	36.0	24.0	2800	40,600
AZAZ-8-8W	3/4 - 16 UNF	3/4 - 16 UNF	44.0	24.0	2500	36,250
AZAZ-16-16W	1-12 UNF	1-12 UNF	48.0	27.0	1800	26,100
AZAZ-16-16W	1 5/16 - 12 UNF	1 5/16 - 12 UNF	54.0	41.0	1400	20,300



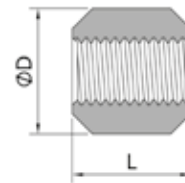
GLANDS

T-Tube O.D.	#	Dimensions - in. (mm)	
		G	L
1/4"	SS-G-6FH4	0.63 (15.9)	0.82 (20.8)
3/8"	SS-G-6FH6	0.81 (20.6)	1.13 (28.7)
9/16"	SS-G-6FH9	1.19 (30.2)	1.50 (38.1)
M14 x 1.5	SS-G-M14	1.06 (27.0)	1.10 (27.9)



COLLARS

T-Tube O.D.	#	Dimensions - in. (mm)	
		D	L
1/4"	SS-CO-6FH4	0.38 (9.6)	0.38 (9.6)
3/8"	SS-CO-6FH6	0.50 (12.7)	0.54 (13.7)
9/16"	SS-CO-6FH9	0.81 (20.6)	0.62 (15.8)
M14 x 1.5	SS-CO-M14	0.75 (18.95)	0.55 (14.0)



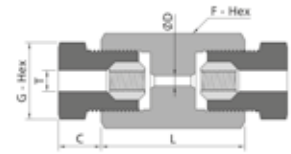
Please Note: Dimensions and pressures may vary.

ADAPTORS

WATER JETTING ACCESSORIES

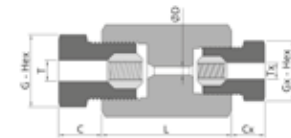
UNION COUPLINGS

T-Tube O.D.	#	Dimensions - in. (mm)				
		L	C	D	G	F
1/4"	SS-U-6FH4	1.38 (34.9)	0.50 (12.7)	0.09 (2.3)	0.63 (15.9)	0.75 (19.1)
3/8"	SS-U-6FH6	1.75 (44.5)	0.53 (13.5)	0.13 (3.3)	0.81 (20.6)	1.00 (25.4)
9/16"	SS-U-6FH9	2.19 (55.6)	0.81 (20.6)	0.19 (4.8)	1.19 (30.2)	1.38 (34.9)
M14 x 1.5	SS-U-M14	1.81 (46.0)	0.57 (14.5)	0.19 (4.8)	1.06 (27.0)	1.26 (32.0)



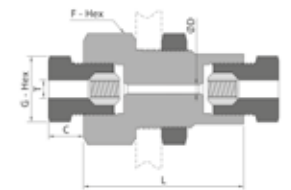
REDUCING UNION COUPLINGS

T-Tube O.D. (in)	Tx-Tube O.D. (in)	#	Dimensions - in. (mm)					
			L	C	Cx	D	G	Gx
3/8	1/4	SS-U-6FH6-6FH4	1.63 (41.3)	0.53 (13.5)	0.50 (12.7)	0.09 (2.3)	0.81 (20.6)	0.63 (15.9)
9/16	1/4	SS-U-6FH9-6FH4	1.75 (44.5)	0.81 (20.6)	0.50 (12.7)	0.09 (2.3)	1.19 (30.2)	0.63 (15.9)
9/16	3/8	SS-U-6FH9-6FH6	2.00 (50.8)	0.81 (20.6)	0.53 (13.5)	0.13 (3.3)	1.19 (30.2)	0.81 (20.6)



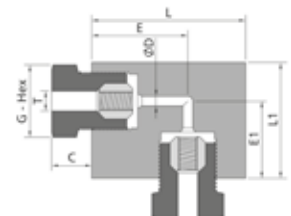
BULKHEAD COUPLINGS

T-Tube O.D. (in)	#	Dimensions - in. (mm)							Max. panel thickness
		L	C	D	G	F	Panel hole size		
1/4	SS-BU-6FH4	1.88 (47.8)	0.50 (12.7)	0.09 (2.3)	0.63 (15.9)	1.06 (27.0)	0.94 (23.9)	0.38 (9.7)	
3/8	SS-BU-6FH6	2.38 (60.5)	0.53 (13.5)	0.13 (3.3)	0.81 (20.6)	1.38 (34.9)	1.13 (28.6)	0.38 (9.7)	
9/16	SS-BU-6FH9	2.75 (69.9)	0.81 (20.6)	0.19 (4.8)	1.19 (30.2)	1.88 (47.6)	1.69 (42.9)	0.38 (9.7)	



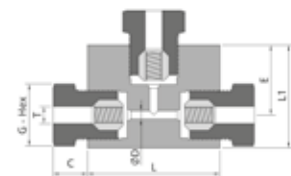
ELBOWS

T-Tube O.D. (in)	#	Dimensions - in. (mm)						
		C	D	G	L	E	L1	E1
1/4	SS-LU-6FH4	0.50 (12.7)	0.09 (2.3)	0.63 (15.9)	1.50 (38.1)	0.88 (22.4)	1.00 (25.4)	0.62 (15.7)
3/8	SS-LU-6FH6	0.53 (13.5)	0.13 (3.3)	0.81 (20.6)	2.00 (50.8)	1.25 (31.8)	1.50 (38.1)	1.00 (25.4)
9/16	SS-LU-6FH9	0.81 (20.6)	0.19 (4.8)	1.19 (30.2)	2.62 (66.5)	1.88 (47.8)	1.88 (47.8)	1.12 (28.4)



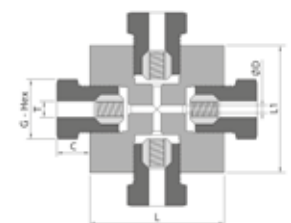
TEES

T-Tube O.D. (in)	#	Dimensions - in. (mm)						Thickness
		C	D	G	L	L1	E	
1/4	SS-TTT-6FH4	0.50 (12.7)	0.09 (2.3)	0.63 (15.9)	2.00 (50.8)	1.25 (31.8)	0.88 (22.4)	0.75 (19.1)
3/8	SS-TTT-6FH6	0.53 (13.5)	0.13 (3.3)	0.81 (20.6)	2.00 (50.8)	1.56 (38.6)	1.06 (26.9)	1.00 (25.4)
9/16	SS-TTT-6FH9	0.81 (20.6)	0.19 (4.8)	1.19 (30.2)	2.62 (66.5)	2.12 (53.8)	1.38 (35.0)	1.50 (38.1)



CROSSES

T-Tube O.D. (in)	#	Dimensions - in. (mm)					Thickness
		C	D	G	L	L1	
1/4	SS-C-6FH4	0.50 (12.7)	0.09 (2.3)	0.63 (15.9)	2.00 (50.8)	1.25 (31.8)	0.75 (19.1)
3/8	SS-C-6FH6	0.53 (13.5)	0.13 (3.3)	0.81 (20.6)	2.00 (50.8)	2.12 (53.8)	1.00 (25.4)
9/16	SS-C-6FH9	0.81 (20.6)	0.19 (4.8)	1.19 (30.2)	2.62 (66.5)	2.75 (69.9)	1.50 (38.1)



Please Note: Dimensions and pressures may vary.