

ESH SEWER CLEANING



Sewer cleaning applications

#											
	DN	size	mm	inch	mm	bar	psi	bar	psi	mm	
ESH-08	12	-08	12.7	1/2	20.6	200	2,900	500	7,250	100.0	0.23
ESH-12	20	-12	19.2	3/4	28.6	200	2,900	500	7,250	125.0	0.37
ESH-16	25	-16	25.3	1	36.6	200	2,900	500	7,250	150.0	0.59
ESH-20	32	-20	31.9	1 1/4	46.0	200	2,900	500	7,250	225.0	0.89

APPLICATIONS

Hydrodynamic cleaning of sewers.

FEATURES

- Fibre reinforced product meaning low weight and high flexibility
- Abrasion resistant cover
- Excellent cover bonding

CONSTRUCTION

Core tube: Polyethylene compound, grey.
Pressure reinforcement: Two braided layers of high tensile synthetic yarn.
Cover: Polyurethane compound.
Colour: Yellow.

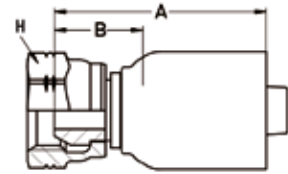
TEMPERATURE RANGE

-10°C up to +50°C.

FITTINGS

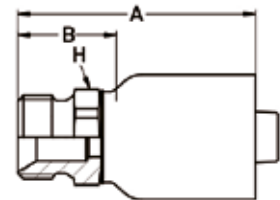
BSP Female swivel: Carbon steel, zinc plated.

#						A	B			
	DN	size	mm	inch					mm	mm
192EH-08-08	12	-08	12.8	1/2	G 1/2	57.0	22.0	27.0	250	3,625
192EH-12-12	20	-12	19.6	3/4	G 3/4	61.0	22.0	32.0	250	3,625
192EH-16-16	25	-16	25.0	1	G 1	55.0	25.0	41.0	250	3,625
192EH-20-20	32	-20	32.0	1 1/4	G 1 1/4	80.0	32.0	50.0	250	3,625



BSP Male: Carbon steel, zinc plated.

#						A	B			
	DN	size	mm	inch					mm	mm
1D9EH-08-08	12	-08	12.8	1/2	G 1/2	64.0	30.0	27.0	250	3,625
1D9EH-12-12	20	-12	19.6	3/4	G 3/4	72.0	33.0	32.0	250	3,625
1D9EH-16-16	25	-16	25.0	1	G 1	72.0	42.0	41.0	250	3,625
1D9EH-20-20	32	-20	32.0	1 1/4	G 1 1/4	93.0	45.0	50.0	250	3,625






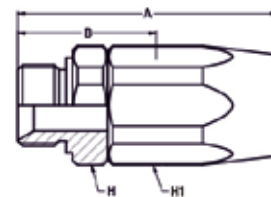
Please Note: Variety of fittings in mild steel or stainless steel available, other fittings available on request. We reserve the right to make technical changes without notice.






ESH SEWER CLEANING

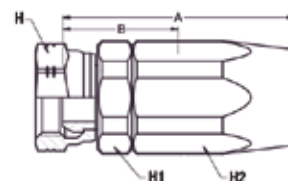
Field attachable BSP male: Carbon steel, zinc plated.

#						A	B	H	H1		
	DN	size	mm	inch						mm	mm
2D9NC-08-08	12	-08	12.8	1/2	G 1/2	75.0	35.0	27.0	27.0	170	2,465
2D9NC-12-12	20	-12	19.6	3/4	G 3/4	86.0	38.0	36.0	36.0	170	2,465
2D9NC-16-16	25	-16	25.0	1	G 1	100.0	50.0	46.0	46.0	170	2,465
2D9NC-20-20	32	-20	32.0	1 1/4	G 1 1/4	113.0	60.0	55.0	55.0	170	2,465



Field attachable BSP female swivel (60° cone): Carbon steel, zinc plated.

#						A	B	H	H1	H2		
	DN	size	mm	inch							mm	mm
292NC-08-08	12	-08	12.8	1/2	G 1/2	77.0	37.0	27.0	27.0	27.0	170	2,465
292NC-12-12	20	-12	19.6	3/4	G 3/4	87.0	39.0	32.0	36.0	36.0	170	2,465
292NC-16-16	25	-16	25.0	1	G 1	100.0	50.0	46.0	46.0	46.0	170	2,465
292NC-20-20	32	-20	32	1 1/4	G 1/4	113.0	60.0	55.0	55.0	55.0	170	2,465



Please Note: Variety of fittings in mild steel or stainless steel available, other fittings available on request. We reserve the right to make technical changes without notice.