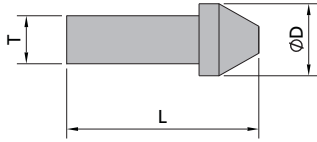


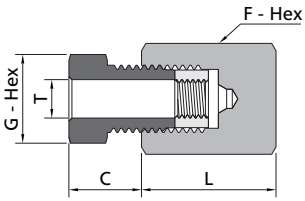
Plugs ^①



Tube			
T - Tube O.D. in.	Ordering Number	Dimensions, in. (mm)	
		D	L
1/4	SS-MTP-MF4	0.38 (9.7)	0.94 (23.8)
3/8	SS-MTP-MF6	0.47 (11.9)	1.18 (30.0)
9/16	SS-MTP-MF9	0.72 (18.3)	1.40 (35.6)
3/4	SS-MTP-MF12	0.94 (23.8)	1.69 (42.9)
1	SS-MTP-MF16	1.25 (31.8)	2.20 (55.9)

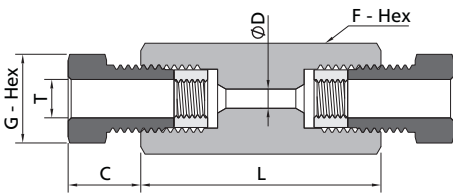
① When using plug, collar is not required.

Caps



Tube					
T - Tube O.D. in.	Ordering Number	Dimensions, in. (mm)			
		L	C	G	F
1/4	SS-MTC-MF4	0.81 (20.6)	0.38 (9.7)	0.50 (12.7)	0.63 (15.9)
3/8	SS-MTC-MF6	1.13 (28.6)	0.44 (11.2)	0.63 (15.9)	0.75 (19.1)
9/16	SS-MTC-MF9	1.38 (34.9)	0.55 (14.0)	0.94 (23.8)	1.00 (25.4)
3/4	SS-MTC-MF12	1.75 (44.5)	0.60 (15.2)	1.19 (30.2)	1.38 (34.9)
1	SS-MTC-MF16	2.25 (57.2)	0.74 (18.7)	1.38 (34.9)	1.75 (44.5)

Unions



Tube						
T - Tube O.D. in.	Ordering Number	Dimensions, in. (mm)				
		L	C	D	G	F
1/4	SS-MU-MF4	1.62 (41.1)	0.38 (9.7)	0.11 (2.8)	0.50 (12.7)	0.63 (15.9)
3/8	SS-MU-MF6	1.75 (44.5)	0.44 (11.2)	0.20 (5.1)	0.63 (15.9)	0.75 (19.1)
9/16	SS-MU-MF9	2.14 (54.3)	0.55 (14.0)	0.31 (7.9)	0.94 (23.8)	1.00 (25.4)
3/4	SS-MU-MF12	2.50 (63.5)	0.60 (15.2)	0.44 (11.1)	1.19 (30.2)	1.38 (34.9)
1	SS-MU-MF16	3.50 (88.9)	0.74 (18.7)	0.56 (14.3)	1.38 (34.9)	1.75 (44.5)

Fittings
Tubing
Quick Couplings
Line Filters
Valves
Sour Service Products
Subsea Valves
Tools and Installation Instructions
Technical Information
Part Number Crossover Charts