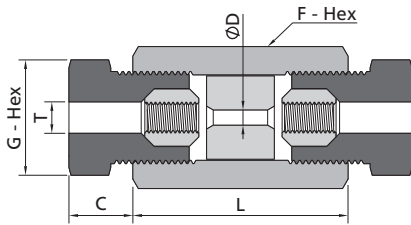
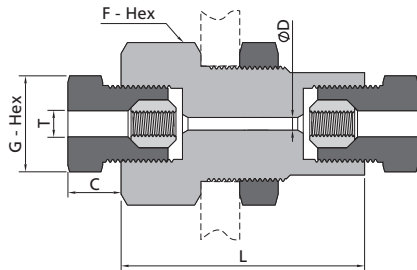


Unions (Slip Type)



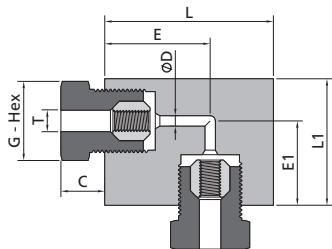
Tube		Dimensions, in. (mm)				
T - Tube O.D. in.	Ordering Number	L	C	D	G	F
1/4	SS-HSU-HF4	1.38 (34.9)	0.47 (11.9)	0.09 (2.3)	0.63 (15.9)	0.75 (19.1)
3/8	SS-HSU-HF6	1.75 (44.5)	0.61 (15.6)	0.13 (3.3)	0.81 (20.6)	1.00 (25.4)
9/16	SS-HSU-HF9	2.19 (55.6)	0.95 (24.1)	0.19 (4.8)	1.19 (30.2)	1.38 (34.9)

Bulkhead Unions



Tube		Dimensions, in. (mm)						
T - Tube O.D. in.	Ordering Number	L	C	D	G	F	Panel Hole Size	Max. Panel Thickness
1/4	SS-HBU-HF4	1.88 (47.8)	0.47 (11.9)	0.09 (2.3)	0.63 (15.9)	1.06 (27.0)	0.94 (23.9)	0.38 (9.7)
3/8	SS-HBU-HF6	2.38 (60.5)	0.61 (15.6)	0.13 (3.3)	0.81 (20.6)	1.38 (34.9)	1.13 (28.6)	0.38 (9.7)
9/16	SS-HBU-HF9	2.75 (69.9)	0.95 (24.1)	0.19 (4.8)	1.19 (30.2)	1.88 (47.6)	1.69 (42.9)	0.38 (9.7)

Union Elbows



Tube		Dimensions, in. (mm)							
T - Tube O.D. in.	Ordering Number	C	D	G	L	E	L1	E1	Thickness
1/4	SS-HLU-HF4	0.47 (11.9)	0.09 (2.3)	0.63 (15.9)	1.50 (38.1)	0.88 (22.4)	1.00 (25.4)	0.62 (15.7)	0.75 (19.1)
3/8	SS-HLU-HF6	0.61 (15.6)	0.13 (3.3)	0.81 (20.6)	2.00 (50.8)	1.25 (31.8)	1.50 (38.1)	1.00 (25.4)	1.00 (25.4)
9/16	SS-HLU-HF9	0.95 (24.1)	0.19 (4.8)	1.19 (30.2)	2.62 (66.5)	1.88 (47.8)	1.88 (47.8)	1.12 (28.4)	1.50 (38.1)

Fittings
Tubing
Quick Couplings
Line Filters
Valves
Sour Service Products
Subsea Valves
Tools and Installation Instructions
Technical Information
Part Number Crossover Charts