



FLUID TRANSFER TECHNOLOGY

# HYDRAULIC FITTINGS



[WWW.ABDEX.COM](http://WWW.ABDEX.COM)

# CONTENTS

---

<b>Section</b>	<b>Page</b>
Why Choose Abdex?	3
Crimping Dimensions	4
Hoses	5
Ferrule	6
Fittings	6-15
BSP Male	6
BSP Female	7-8
BSP Male, JIC Male/Female	8
JIC Female	9
NPTF Male, Metric O-Ring Female	10
Metric O-Ring Female, Metric Male	11
Metric O-Ring Female	12
Orfs Male/Female	13
Orfs Female	14
SAE Flange	14-15
Hose Joiner	15
Jet Wash Fitting	15
<b>Related Products</b>	<b>16</b>





# WHY CHOOSE ABDEX FITTINGS?

The galvanising process which is applied to the steel increases the corrosion resistance consists of a (as shown by the below image):

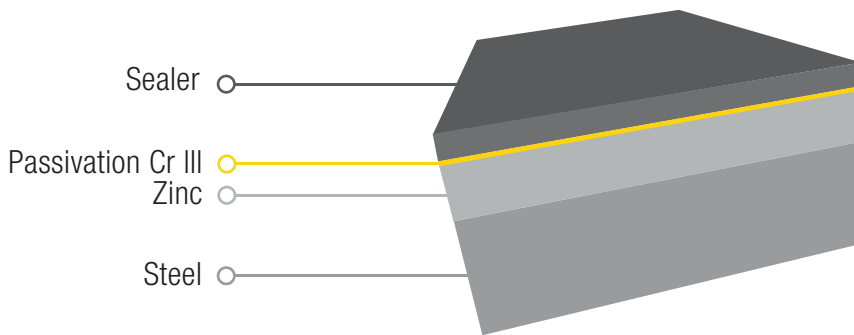
- Zinc deposit
- Passivation CrIII
- Sealer

The total thickness of these deposits is:

- Ferrules 10-12 µm
- Fittings 8-10 µm

Our fittings have been salt spray tested according to the ISO 9227 standard (NNS, Neutral Salt Spray Test) with the following;

- Min 100 h before the appearance of the outbreaks of white corrosion
- Min 350 h before the appearance of the outbreaks of red corrosion



## Qualification

Abdex fittings have been impulse tested to suit Gates CR2 and MXT hoses to a minimum of 400,000 cycles which meets and exceeds ISO 6803.



Bend Radius		38,1 mm	Quarter			Free Hose Length		169,3 mm	+8 mm	Cutting Length		211,1 mm															
A.bly Torque		35 Nm	Check GO		3,4 mm	NO		NO	Check NO GO		3,8 mm	NO															
<b>Connector End 1</b>						<b>Connector End 2</b>																					
Insert						Insert																					
Ferrule						Ferrule																					
Crimp D.		Out Skive		In Skive		Crimp D.		Out Skive		In Skive																	
ø 18,4 mm		mm		mm		ø 18,4 mm		mm		mm																	
<b>TEST PARAMETERS</b>																											
Std Reference			Std Hose			Test Fluid			Impulse Freq																		
EN ISO 6803			SAE100 R16-S			RIMULA 10 w 40			1 Hz																		
Test Temp		Test Press		Bend Ang		Wheelbase		Test Cycles																			
100 °C		550 Bar		90°		90 mm		200.000																			
<b>TEST RESULTS</b>																											
Sample	Comp. Cycles	Test sospeso, nessuna perdita	Test suspended, no leakage	Tubo sfilato dalla boccia	Hose extracted from ferrule	Tubo rotto dalla boccia	Hose broken near ferrule	Foro vicino la boccia	Pinhole near ferrule	Foro al centro del tubo	Pinhole in middle hose	Tubo scoppiato al centro	Burst in middle hose	Perdita tra boccia e tubo	Leakage between ferrule and hose	Perdita tra boccia e raccordo	Leakage between ferrule and fittings	Perdita dall'accoppiamento	Coupling leakage	Strito esterno del tubo deformato	External rubber deformed	Ricorriso sfilato dai manifoldi	Fitting extracted from manifold	Collirino ricorrido strappato	Collar fitting torn out	Observazioni e note	Remarks and notes
Pos 1 1	400.000	<input checked="" type="checkbox"/>	<input type="checkbox"/>	<input type="checkbox"/>	<input type="checkbox"/>	<input type="checkbox"/>	<input type="checkbox"/>	<input type="checkbox"/>	<input type="checkbox"/>	<input type="checkbox"/>	<input type="checkbox"/>	<input type="checkbox"/>	<input type="checkbox"/>	<input type="checkbox"/>	<input type="checkbox"/>	<input type="checkbox"/>	<input type="checkbox"/>	<input type="checkbox"/>	<input type="checkbox"/>	<input type="checkbox"/>	<input type="checkbox"/>	<input type="checkbox"/>	<input type="checkbox"/>	<input type="checkbox"/>	<input type="checkbox"/>	<input type="checkbox"/>	
Pos 2 2	400.000	<input checked="" type="checkbox"/>	<input type="checkbox"/>	<input type="checkbox"/>	<input type="checkbox"/>	<input type="checkbox"/>	<input type="checkbox"/>	<input type="checkbox"/>	<input type="checkbox"/>	<input type="checkbox"/>	<input type="checkbox"/>	<input type="checkbox"/>	<input type="checkbox"/>	<input type="checkbox"/>	<input type="checkbox"/>	<input type="checkbox"/>	<input type="checkbox"/>	<input type="checkbox"/>	<input type="checkbox"/>	<input type="checkbox"/>	<input type="checkbox"/>	<input type="checkbox"/>	<input type="checkbox"/>	<input type="checkbox"/>	<input type="checkbox"/>	<input type="checkbox"/>	
Pos 3 3	400.000	<input checked="" type="checkbox"/>	<input type="checkbox"/>	<input type="checkbox"/>	<input type="checkbox"/>	<input type="checkbox"/>	<input type="checkbox"/>	<input type="checkbox"/>	<input type="checkbox"/>	<input type="checkbox"/>	<input type="checkbox"/>	<input type="checkbox"/>	<input type="checkbox"/>	<input type="checkbox"/>	<input type="checkbox"/>	<input type="checkbox"/>	<input type="checkbox"/>	<input type="checkbox"/>	<input type="checkbox"/>	<input type="checkbox"/>	<input type="checkbox"/>	<input type="checkbox"/>	<input type="checkbox"/>	<input type="checkbox"/>	<input type="checkbox"/>	<input type="checkbox"/>	
Pos 4 4	400.000	<input checked="" type="checkbox"/>	<input type="checkbox"/>	<input type="checkbox"/>	<input type="checkbox"/>	<input type="checkbox"/>	<input type="checkbox"/>	<input type="checkbox"/>	<input type="checkbox"/>	<input type="checkbox"/>	<input type="checkbox"/>	<input type="checkbox"/>	<input type="checkbox"/>	<input type="checkbox"/>	<input type="checkbox"/>	<input type="checkbox"/>	<input type="checkbox"/>	<input type="checkbox"/>	<input type="checkbox"/>	<input type="checkbox"/>	<input type="checkbox"/>	<input type="checkbox"/>	<input type="checkbox"/>	<input type="checkbox"/>	<input type="checkbox"/>	<input type="checkbox"/>	

# CRIMP DIMENSIONS

NOMINAL HOSE INSIDE DIAMETER IN INCHES & DASH SIZE								
HOSE TYPES	3/16	1/4	5/16	3/8	1/2	5/8	3/4	1
	-03	-04	-05	-06	-08	-10	-12	-16
1 SN DIN EN	14.4	17.6	18.4	19.1	22		30.2	37.4
2 SN DIN EN	15.5	18.7	19.3	20.4	23.6	27.1	30.4	38.5
2 SC DIN EN857		18	18.6	20.4	23	27.2	31	37.8
CR1 G1 EN 853 2SN		17.6	18.7	19.8	23	26.3	30.3	37.9
CR2 G2 EN 853 2SN		18.8	19.6	21.1	23.8	27.8	31.3	39
MXT SAE 100R16		18.4	19.1	20	23.9	26.8	30	37.4
AB2-06-BL				21				
GO	2.55	3.4	4.8	6.3	8.5	11	14	18.4
NO-GO	2.85	3.8	5.2	6.7	9	11.5	14.5	19.1





# HYDRAULIC HOSES

## CR2



### Applications

High Pressure, Non Severe applications with flow flexing requirements. SAE100R2 or 2SN specifications. Tube: Black Oil Resistance, Synthetic Rubber (Nitrile) Reinforcement: Two braids of steel wire. Cover: Black abrasion resistant SBR

### Temperature Range

-40°C to +100°C.

#	Ø			MM	⌚		✂️		MM	REEL (M)
	DASH	INCH	DN (mm)		BAR	PSI	BAR	PSI		
4CR2	4	1/4	6	14.5	400	5,800	1600	23,20	102	167
6CR2	6	3/8	10	17.2	331	4,800	1324	19,20	127	122
8CR2	8	1/2	12	20.2	276	4,000	1103	16,00	178	100
10CR2	10	5/8	16	24.0	250	3,625	1000	14,50	203	67
12CR2	12	3/4	19	27.4	215	3,125	862	12,50	214	67
16CR2	16	1	25	35.0	165	2,400	662	9,600	305	50

## MXT



### Applications

MXT is an innovative high pressure hose from Gates that meets SAE 100R16 dimensions and performance and is patent pending. The hose is light weight, flexible and more compact without compromising performance. Tube: Black, oil resistant, Nitrile. Reinforcement: One braid of high-tensile steel wire.

### Temperature Range

-40°C to +100°C.

#	Ø			MM	⌚		✂️		MM	REEL (M)
	DASH	INCH	DN (mm)		BAR	PSI	BAR	PSI		
4MXT	4	1/4	6	14.0	414	6000	1655	24,000	38.1	167
6MXT	6	3/8	10	17.1	331	4800	1324	19,200	64.0	121
8MXT	8	1/2	12	20.2	276	4000	1103	16,000	70.0	100
10MXT	10	5/8	16	24.0	250	3620	1000	14,500	76.0	67
12MXT	12	3/4	19	27.4	215	3120	862	12,500	121.0	67
16MXT	16	1	25	35.1	165	2390	662	9,600	152.0	50

## A-blast - Jetwash



### Applications

Hot and cold high pressure water cleaning applications. Non-marking high abrasion resistant outer cover.

### Temperature Range

-40°C to +155°C.

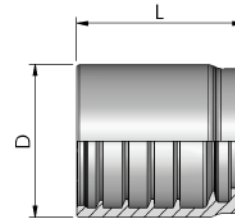
#	Ø		MM	⌚		✂️		MM	REEL (M)
	INCH	ID (mm)		BAR	PSI	BAR	PSI		
AB2-06-BL	3/8	10	18.7	420	6000	1320	19145	130	150

# FERRULE / BSP

## NO SKIVE FERRULE UNIFCATED 1/2 SN - 2 SC - 2SNK

4TF

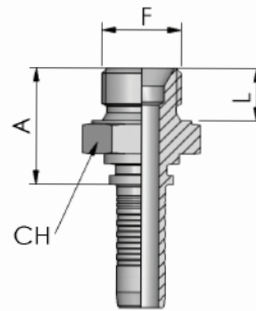
TF	HOSE		DIMENSIONS		HOSE TYPE
	INCH	DN (mm)	D	L	
4TF	1/4	6	23	23	1/2SN-2SC-2S
6TF	3/8	10	26	26	1/2SN-2SC-2S
8TF	1/2	12	29	29	1/2SN-2SC-2S
10TF	5/8	16	33	33	1/2SN-2SC-2S
12TF	3/4	19	37	37	1/2SN-2SC-2S
16TF	1	25	46	46	1/2SN-2SC-2S



## BSPP MALE, 60° CONE

T-MBSPP

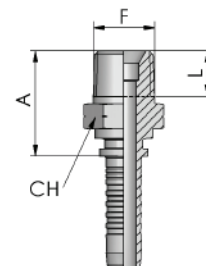
PART NUMBER	THREAD	HOSE		DIMENSIONS		
		INCH	DN (mm)	CH	A	B
4T-4MBSPP	1/4 - 19	1/4	6	19	25.5	12
6T-4MBSPP	1/4 - 19	3/8	10	19	26.5	12
4T-6MBSPP	3/8 - 19	1/4	6	22	26.6	12
6T-6MBSPP	3/8 - 19	3/8	10	22	27.2	12
8T-6MBSPP	3/8 - 19	1/2	12	22	27.8	12
4T-8MBSPP	1/2 - 14	1/4	6	27	29.7	14
6T-8MBSPP	1/2 - 14	3/8	10	27	30.3	14
8T-8MBSPP	1/2 - 14	1/2	12	27	30.9	14
10T-10MBSPP	5/8 - 14	5/8	16	28	34.2	16
8T-12MBSPP	3/4 - 14	1/2	12	32	34.3	16
12T-12MBSPP	3/4 - 14	3/4	19	32	35	16
12T-16MBSPP	1 - 11	3/4	19	41	37.1	18
16T-16MBSPP	1 - 11	1	25	41	38.1	18



## BSPT MALE, 60° CONE

T-MBSPTSP

PART NUMBER	THREAD	HOSE		DIMENSIONS		
		INCH	DN (mm)	CH	A	B
4T-4MBSPTSP	1/4 - 19	1/4	6	15	27	14
4T-6MBSPTSP	3/8 - 19	1/4	6	19	28.5	15
6T-6MBSPTSP	3/8 - 19	3/8	10	19	29	14.5
6T-8MBSPTSP	1/2 - 14	3/8	10	22	34.5	19
8T-8MBSPTSP	1/2 - 14	1/2	12	22	35.1	19
12T-12MBSPTSP	3/4 - 14	3/4	19	27	37.1	19
16T-16MBSPTSP	1 - 11	1	25	36	44.1	24



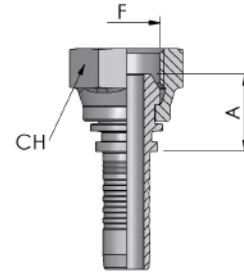


# BSP Female

## BSP FEMALE, 60° CONE

T-FBSPORX

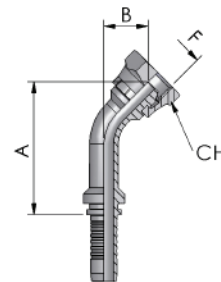
PART NUMBER	THREAD	HOSE		DIMENSIONS (mm)	
	F	INCH	DN (mm)	CH	A
4T-4FBSPORX	1/4 - 19	1/4	6	19	17.6
6T-4FBSPORX	1/4 - 19	3/8	10	19	17.7
4T-6FBSPORX	3/8 - 19	1/4	6	22	18.7
6T-6FBSPORX	3/8 - 19	3/8	10	22	18.8
8T-6FBSPORX	3/8 - 19	1/2	12	22	19.4
4T-8FBSPORX	1/2 - 14	1/4	6	27	22.5
6T-8FBSPORX	1/2 - 14	3/8	10	27	20.6
8T-8FBSPORX	1/2 - 14	1/2	12	27	21.2
10T-8FBSPORX	1/2 - 14	3/8	10	27	18.2
12T-8FBSPORX	1/2 - 14	3/4	19	27	24
8T-10FBSPORX	5/8 - 14	1/2	12	30	18.8
10T-10FBSPORX	5/8 - 14	5/8	16	30	21.3
8T-12FBSPORX	3/4 - 14	1/2	12	32	25.3
10T-12FBSPORX	3/4 - 14	5/8	16	32	22.8
12T-12FBSPORX	3/4 - 14	3/4	19	32	22.8
16T-12FBSPORX	3/4 - 14	1	25	32	27.5
12T-16FBSPORX	1 - 11	3/4	19	38	27
16T-16FBSPORX	1 - 11	1	25	38	25



## BSP FEMALE 45° ELBOW, 60° CONE

T-FBSPORX

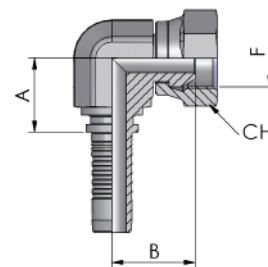
PART NUMBER	THREAD	HOSE		DIMENSIONS		
	F	INCH	DN (mm)	CH	A	B
4T-4FBSPORX45	1/4 - 19	1/4	6	19	41	16
4T-6FBSPORX45	3/8 - 19	1/4	6	22	43	18
6T-6FBSPORX45	3/8 - 19	3/8	10	22	57	18
6T-8FBSPORX45	1/2 - 14	3/8	10	27	60	21
8T-8FBSPORX45	1/2 - 14	1/2	12	27	65	22
10T-10FBSPORX45	5/8 - 14	5/8	16	30	77	25
12T-12FBSPORX45	3/4 - 15	3/4	19	32	82	26
16T-16FBSPORX45	1 - 11	1	25	38	111	31



## BSP FEMALE 90° ELBOW COMPACT, 60° CONE

T-FBSPORXBL

PART NUMBER	THREAD	HOSE		DIMENSIONS		
	F	INCH	DN (mm)	CH	A	B
4T-4FBSPORX90BL	1/4 - 19	1/4	6	19	21	23
6T-6FBSPORX90BL	3/8 - 19	3/8	10	22	22	24
8T-8FBSPORX90BL	1/2 - 14	1/2	12	27	24	27
12T-12FBSPORX90BL	3/4 - 14	3/4	19	32	32	35
16T-16FBSPORX90BL	1 - 11	1	25	38	34	40

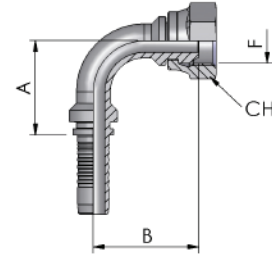


# BSP FEMALE / JIC MALE / FEMALE

## BSP FEMALE 90° ELBOW, 60° CONE

T-FBSPORX

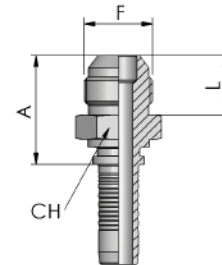
PART NUMBER	THREAD	HOSE		DIMENSIONS		
		INCH	DN (mm)	CH	A	B
4T-4FBSPORX90	1/4 - 19	1/4	6	19	23	29
6T-4FBSPORX90	1/4 - 19	3/8	10	19	35	33
4T-6FBSPORX90	3/8 - 19	1/4	6	22	23	33
6T-6FBSPORX90	3/8 - 19	3/8	10	22	35	36
8T-6FBSPORX90	3/8 - 19	3/8	10	22	35	36
4T-8FBSPORX90	1/2 - 14	1/4	6	27	28	34
6T-8FBSPORX90	1/2 - 14	3/8	10	27	35	40
8T-8FBSPORX90	1/2 - 14	1/2	12	27	39	44
10T-8FBSPORX90	1/2 - 14	5/8	16	27	48	47
8T-10FBSPORX90	5/8 - 14	1/2	12	30	39	47
10T-10FBSPORX90	5/8 - 14	5/8	16	30	48	50
8T-12FBSPORX90	3/4 - 14	1/2	12	32	39	49
10T-12FBSPORX90	3/4 - 15	5/8	16	32	48	52
12T-12FBSPORX90	3/4 - 14	3/4	19	32	50	52
12T-16FBSPORX90	1 - 11	3/4	19	38	50	56
16T-16FBSPORX90	1 - 11	1	25	38	72	67



## JIC MALE, 37° CONE

T-MJ

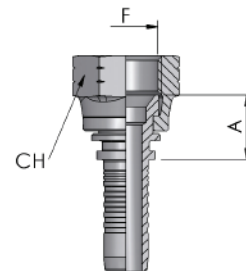
PART NUMBER	THREAD	HOSE		DIMENSIONS		
		INCH	DN (mm)	CH	CH1	A
4T-4MJ	7/16 - 20	1/4	6	12	26.5	14
4T-5MJ	1/2 - 20	1/4	6	15	26.5	14
4T-6MJ	9/16 - 18	1/4	6	15	27.4	14.1
6T-6MJ	9/16 - 18	3/8	10	17	27.5	14.1
4T-8MJ	3/4 - 16	1/4	6	19	30	16.7
6T-8MJ	3/4 - 16	3/8	10	19	30.6	16.7
8T-8MJ	3/4 - 16	1/2	12	19	31.2	16.7
6T-10MJ	7/8 - 14	3/8	10	24	35.3	19.3
8T-10MJ	7/8 - 14	1/2	12	24	35.3	19.3
10T-10MJ	7/8 - 14	5/8	16	24	35.3	19.3
8T-12MJ	1.1 - 16-2	1/2	12	27	39.7	21.9
10T-12MJ	1.1 - 16-12	5/8	16	27	39.7	21.9
12T-12MJ	1.1 - 16-12	3/4	19	27	40.7	21.9
12T-16MJ	1.5 - 16-12	3/4	19	34	41.9	23.1
16T-16MJ	1.5 - 16-12	1	25	34	42.9	23.1



## JIC FEMALE, 37° CONE

T-FJX

PART NUMBER	THREAD	HOSE		DIMENSIONS	
		INCH	DN (mm)	CH	A
4T-8FJX	3/4 - 16	1/4	6	24	17
6T-10FJX	7/8 - 14	3/8	10	27	18.2
10T-10FJX	7/8 - 14	5/8	16	27	18.8
12T-10FJX	7/8 - 14	3/4	19	27	22.3
10T-12FJX	1.1 - 16-12	5/8	16	32	21.6
12T-12FJX	1.1 - 16-12	3/4	19	32	22.6
12T-14FJX	1.3 - 16-12	3/4	19	36	22.1



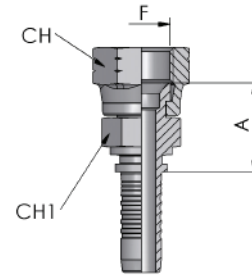


# JIC FEMALE

## JIC FEMALE DOUBLE HEX, 37° CONE

T-FJXDH

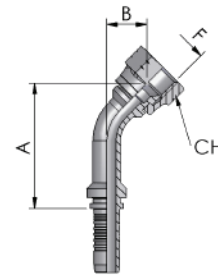
PART NUMBER	THREAD	HOSE		DIMENSIONS		
		F	INCH	DN (mm)	CH	CH1
4T-4FJXDH	7/16 - 20	1/4	6	15	12	21
4T-5FJXDH	1/2 - 20	1/4	6	17	14	21
4T-6FJXDH	9/16 - 18	1/4	6	19	14	22.5
6T-6FJXDH	9/16 - 18	3/8	10	19	14	20.5
6T-8FJXDH	3/4 - 16	3/8	10	24	19	25
8T-8FJXDH	3/4 - 16	1/2	12	24	19	23
8T-10FJXDH	7/8 - 14	1/2	12	27	22	29
12T-12FJXDH	1.1 - 16 -12	3/4	19	32	27	34
16T-16FJXDH	1.5 - 16 -12	1	25	41	32	37.3



## JIC FEMALE 45° ELBOW, 37° CONE

T-FJX

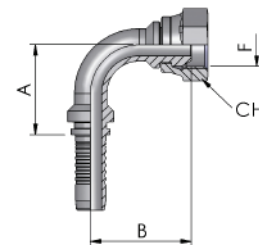
PART NUMBER	THREAD	HOSE		DIMENSIONS		
		F	INCH	DN (mm)	CH	CH1
4T-4FJX45	7/16 - 20	1/4	6	15	39	14
4T-5FJX45	1/2 - 20	1/4	6	17	39	13
4T-6FJX45	9/16 - 18	1/4	6	19	40	15
6T-6FJX45	9/16 - 18	3/8	10	19	54	16
6T-8FJX45	3/4 - 16	3/8	10	24	55	17
8T-8FJX45	3/4 - 16	1/2	12	24	62	19
6T-10FJX45	7/8 - 14	3/8	10	27	58	20
8T-10FJX45	7/8 - 14	1/2	12	27	64	21
10T-10FJX45	7/8 - 14	5/8	16	27	74	21
8T-12FJX45	1.1 / 16 -12	1/2	12	32	68	25
10T-12FJX45	1.1 / 16 -12	5/8	16	32	78	26
12T-12FJX45	1.1 / 16 -12	3/4	19	32	81	25
12T-16FJX45	1.5 / 16 -12	3/4	19	41	84	28
16T-16FJX45	1.5 / 16 -12	1	25	41	111	31



## JIC FEMALE 90° ELBOW, 37° CONE

T-FJX90

PART NUMBER	THREAD	HOSE		DIMENSIONS		
		F	INCH	DN (mm)	CH	CH1
4T-4FJX90	7/16 - 20	1/4	6	15	23	27
4T-5FJX90	1/2 - 20	1/4	6	17	23	26
4T-6FJX90	9/16 - 18	1/4	6	19	23	29
6T-6FJX90	9/16 - 18	3/8	10	19	35	33
6T-8FJX90	3/4 - 16	3/8	10	24	35	34
8T-8FJX90	3/4 - 16	1/2	12	24	39	39
6T-10FJX90	7/8 - 14	3/8	10	27	35	37
8T-10FJX90	7/8 - 14	1/2	12	27	39	41
10T-10FJX90	7/8 - 14	5/8	16	27	48	45
12T-10FJX90	7/8 - 14	3/4	19	27	50	52
8T-12FJX90	1.1 - 16-2	1/2	12	32	39	48
12T-12FJX90	1.1 - 16-12	3/4	19	32	50	51
16T-16FJX90	1.5 - 16-12	1	25	41	72	67

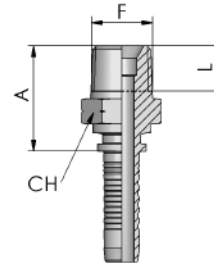


# NPTF MALE / METRIC O-RING FEMALE

## NPTF MALE

T-MP

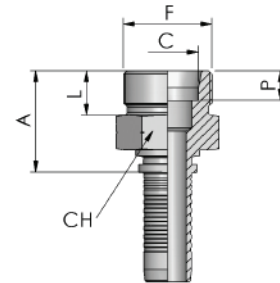
PART NUMBER	THREAD	HOSE		DIMENSIONS		
		F	INCH	DN (mm)	CH	A
4T-4MP	1/4 - 19	1/4	6	15	27.1	14.2
6T-6MP	3/8 - 19	3/8	10	19	28.7	14.2
8T-8MP	1/2 - 14	1/2	12	22	35.1	19
12T-12MP	3/4 - 14	3/4	19	27	37.1	19
16T-16MP	1 - 11.5	1	25	36	44	23.9



## METRIC MALE, 24° CONE, LIGHT

T-MDL

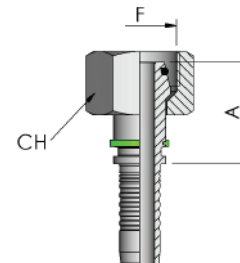
PART	THREAD	HOSE		STANDPIPE	DIMENSIONS			
		F	INCH	DN (mm)	mm	CH	A	P
4T-6MDL	M12 X 1.5	1/4	6	6	12	20.9	7	10
4T-8MDL	M14 X 1.5	1/4	6	8	14	21.9	7	10
4T-10MDL	M16 X 1.5	1/4	6	10	17	22.9	7	11
6T-10MDL	M16 X 1.5	3/8	10	10	17	23.9	7	11
4T-12MDL	M18 X 1.5	1/4	6	12	19	23.9	7	11
6T-12MDL	M18 X 1.5	3/8	10	12	19	24.5	7	11
6T-15MDL	M22 X 1.5	3/8	10	15	22	25.5	7	12
8T-15MDL	M22 X 1.5	1/2	12	15	22	26.1	7	12
8T-18MDL	M26 X 1.5	1/2	12	18	27	27.1	7.5	12
10T-18MDL	M26 X 1.5	5/8	16	18	27	27.1	7.5	12
12T-22MDL	M30 X 2	3/4	19	22	30	30.1	7.5	14
16T-28MDL	M36 X 2	1	25	28	36	32.1	7.5	14



## METRIC O-RING FEMALE, 24° CONE, LIGHT

T-FDLORX

PART NUMBER	THREAD	HOSE		STANDPIPE	DIMENSIONS	
		F	INCH	DN (mm)	mm	CH
4T-6FDLORX	M12 X 1.5	1/4	6	6	14	26.5
4T-8FDLORX	M14 X 1.5	1/4	6	8	17	22.4
4T-10FDLORX	M16 x 1.5	1/4	6	10	19	24.6
6T-10FDLORX	M16 X 1.5	3/8	10	10	19	28.5
4T-12FDLORX	M18 X 1.5	1/4	6	12	22	23.9
6T-12FDLORX	M18 X 1.5	3/8	10	12	22	24.0
6T-15FDLORX	M22 X 1.5	3/8	10	15	27	25.2
8T-15FDLORX	M22 X 1.5	1/2	12	15	27	25.8
8T-18FDLORX	M26 X 1.5	1/2	12	18	32	26.8
10T-18FDLORX	M26 X 1.5	5/8	16	18	32	26.8
12T-22FDLORX	M30 X 2	3/4	19	22	36	29.8
16T-28FDLORX	M36 X 2	1	25	28	41	31.3



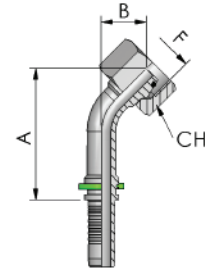


# METRIC O-RING FEMALE / MALE

## METRIC O-RING FEMALE 45° ELBOW, 24° CONE, LIGHT

T-FDLORX

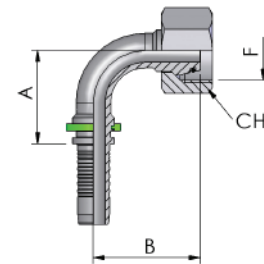
PART	HOSE			STANDPIPE	DIMENSIONS		
	THREAD F	INCH	DN (mm)		mm	CH	A
4T-6FDLORX45	M12 X 1.5	1/4	6	6	14	47	22
4T-8FDLORX45	M14 X 1.5	1/4	6	8	17	50	17
4T-10FDLORX45	M16 X 1.5	1/4	6	10	19	52	18
4T-12FDLORX45	M18 X 1.5	1/4	6	12	22	52	17
6T-12FDLORX45	M18 X 1.5	3/8	10	12	22	58	18
6T-15FDLORX45	M22 X 1.5	3/8	10	15	27	60	19
8T-15FDLORX45	M22 X 1.5	1/2	12	15	27	65	21
8T-18FDLORX45	M26 X 1.5	1/2	12	18	32	65	23
10T-18FDLORX45	M26 X 1.5	5/8	16	18	32	74	23
12T-22FDLORX45	M30 X 2	3/4	19	22	36	80	24
16T-28FDLORX45	M36 X 2	1	25	28	41	109	30



## METRIC O-RING FEMALE 90° ELBOW, 24 CONE, LIGHT

T-FDLORX90

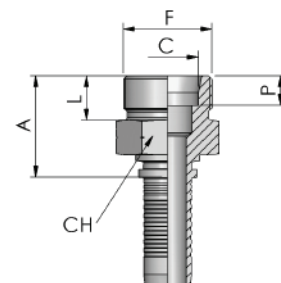
PART NUMBER	HOSE			STANDPIPE	DIMENSIONS		
	THREAD F	INCH	DN (mm)		mm	CH	A
4T-6FDLORX90	M12 X 1.5	1/4	6	6	14	23	38
4T-8FDLORX90	M14 X 1.5	1/4	6	8	17	29	35
4T-10FDLORX90	M16 x 1.5	1/4	6	10	19	29	37
6T-10FDLORX90	M16 X 1.5	3/8	10	10	19	35	45
4T-12FDLORX90	M18 X 1.5	1/4	6	12	22	33	31
6T-12FDLORX90	M18 X 1.5	3/8	10	12	22	38	35
6T-15FDLORX90	M22 X 1.5	3/8	10	15	27	38	37
8T-15FDLORX90	M22 X 1.5	1/2	12	15	27	40	41
8T-18FDLORX90	M26 X 1.5	1/2	12	18	32	38	45
10T-18FDLORX90	M26 X 1.5	5/8	16	18	32	46	48
12T-22FDLORX90	M30 X 2	3/4	19	22	36	52	50
16T-28FDLORX90	M36 X 2	1	25	28	41	72	65



## METRIC MALE, 24° CONE, HEAVY

T-MDS

PART	HOSE			STANDPIPE	DIMENSIONS			
	THREAD F	INCH	DN (mm)		mm	CH	A	P
4T-6MDS	M14 X 1.5	1/4	6	6	14	23.9	7	12
4T-8MDS	M16 X 1.5	1/4	6	8	17	26.9	7	12
4T-10MDS	M18 X 1.5	1/4	6	10	19	26.9	7.5	12
6T-10MDS	M16 X 1.5	3/8	10	10	17	23.9	7	11
6T-12MDS	M20 X 1.5	3/8	10	12	22	29.5	7.5	12
6T-14MDS	M22 X 1.5	3/8	10	14	22	31.5	8	14
8T-14MDS	M22 X 1.5	1/2	12	14	22	32.1	8	14
8T-16MDS	M24 X 1.5	1/2	12	16	24	32.1	8.5	14
10T-20MDS	M30 X 1.5	5/8	16	20	30	36.1	10.5	16
12T-20MDS	M30 X 2	3/4	19	20	30	37.1	10.5	16
12T-25MDS	M36 X 2	3/4	19	25	36	41.1	12	18
16T-25MDS	M36 X 2	1	25	25	36	42.1	12	18
16T-30MDS	M42 X 2	1	25	30	46	44.1	13.5	20

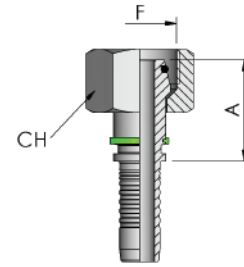


# METRIC MALE / ORFS FEMALE

## METRIC O-RING FEMALE, 24° CONE, HEAVY

T-FDHORX

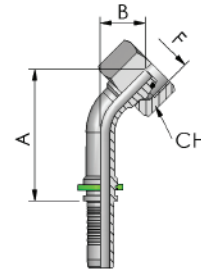
PART NUMBER	THREAD	HOSE		STANDPIPE	DIMENSIONS	
		F	INCH		DN (mm)	mm
4T-8FDHORX	M16 X 1.5	1/4	6	8	19	22.5
4T-10FDHORX	M18 X 1.5	1/4	6	8	22	24.6
6T-10FDHORX	M18 X 1.5	3/8	10	10	22	28.5
4T12-FDHORX	M20 X 1.5	1/4	6	12	24	23.9
6T-12FDHORX	M20 X 1.5	3/8	10	12	24	24
6T-14FDHORX	M22 X 1.5	3/8	10	14	27	28.7
8T-16FDHORX	M24 X 1.5	1/2	12	16	30	28.9
10T-20FDHORX	M30 X 2	5/8	16	20	36	31.5
12T-20FDHORX	M30 X 2	3/4	19	20	36	32.5
12-25FDHORX	M36 X 2	3/4	19	25	46	37.5
16T-25FDHORX	M36 X 2	1	25	25	46	36.9
16T-30FDHORX	M42 X 2	1	25	30	50	40.1



## METRIC O-RING FEMALE 45° ELBOW, 24° CONE, HEAVY

T-FDHORX45

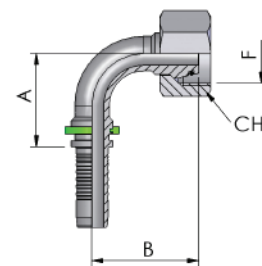
PART NUMBER	THREAD	HOSE		STANDPIPE	DIMENSIONS		
		F	INCH		DN (mm)	mm	CH
4T-8FDHORX45	M16 X 1.5	1/4	6	8	19	50	17
4T-10FDHORX45	M18 X 1.5	1/4	6	10	22	52	18
6T-12FDHORX45	M20 X 1.5	3/8	10	12	24	58	18
6T-14FDHORX45	M22 X 1.5	3/8	10	14	27	59	20
8T-16FDHORX45	M24 X 1.5	1/2	12	16	30	64	22
10T-20FDHORX45	M30 X 2	5/8	16	20	36	77	26
12T-20FDHORX45	M30 X 2	3/4	19	20	36	82	25
12T-25FDHORX45	M36 X 2	3/4	19	25	46	84	28
16T-25FDHORX45	M36 X 2	1	25	25	36	110	31
16T-30FDHORX45	M42 X 2	1	25	30	50	113	51



## METRIC O-RING FEMALE 90° ELBOW, 24 CONE, HEAVY

T-FDHORX90

PART NUMBER	THREAD	HOSE		STANDPIPE	DIMENSIONS		
		F	INCH		DN (mm)	mm	CH
4T-6FDHORX90	M14 X 1.5	1/4	6	6	17	23	38
4T-8FDHORX90	M16 X 1.5	1/4	6	8	19	29	35
4-10FDHORX90	M18 X 1.5	1/4	6	10	22	29	37
6T-10FDHORX90	M18 X 1.5	3/8	10	10	22	35	45
4T-12FDHORX90	M20 X 1.5	1/4	6	12	24	33	31
6T-12FDHORX90	M20 X 1.5	3/8	10	12	24	38	35
6T-14FDHORX90	M22 X 1.5	3/8	10	14	27	36	38
8T-16FDHORX90	M24 X 1.5	1/2	12	16	30	38	44
10T-20FDHORX90	M30 X 2	5/8	16	20	36	46	51
12T-20FDHORX90	M30 X 2	3/4	19	20	36	52	51
12T-25FDHORX90	M36 X 2	3/4	19	25	46	52	55
16T-25FDHORX90	M36 X 2	1	25	25	46	72	66
16T-30FDHORX90	M42 X 2	1	25	30	50	72	70



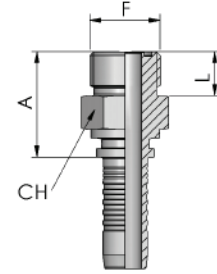


# ORFS MALES / FEMALE

## ORFS MALE

T-MFFR

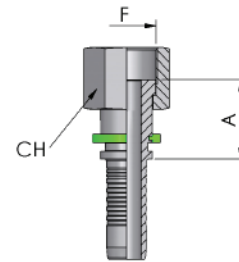
PART NUMBER	THREAD	HOSE		DIMENSIONS		
		F	INCH	DN (mm)	CH	A
4T-4MFFOR	9/16 - 18	1/4	6	17	24.6	9.8
6T-6MFFOR	11/16 - 16	1/4	10	19	27.4	11.2
6T-8MFFOR	13/16 - 16	3/8	10	22	30.1	12.8
8T-8MFFOR	13/16 - 16	1/2	12	22	30.7	12.8
8T-10MFFOR	1 - 14	1/2	12	27	35.2	15.5
10T-10MFFOR	1 - 14	5/8	16	27	35.2	15.5
8T-12MFFOR	1"3 - 16-12	1/2	12	32	38.2	17
10T-12MFFOR	1"3 - 16-12	5/8	16	32	38.2	17
12T-12MFFOR	1"3 - 16-12	3/4	19	32	39.2	17
12T-16MFFOR	1"7 - 16-12	3/4	19	38	40.9	17.5
16T-16MFFOR	1"7 - 16-12	1	25	38	41.9	17.5



## ORFS FEMALE

T-FFORX

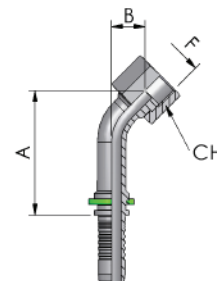
PART NUMBER	THREAD	HOSE		DIMENSIONS (mm)	
		F	INCH	DN (mm)	CH
8T-8FFORX	13/16-16	1/2	12	24	25.6
8T-10FFORX	1 - 14	1/2	12	30	29.9
10T-10FFORX	1 - 14	5/8	16	30	29.9
8T-12FFORX	1"3 - 16 - 12	1/2	12	36	32.1
10T-12FFORX	1"3 - 16 - 12	5/8	16	36	32.1
12T-16FFORX	1"7 - 16 - 12	3/4	19	41	33.6
16T-16FFORX	1"7 - 16 - 12	1	25	41	34.1



## ORFS FEMALE 45°

T-FFORX

PART NUMBER	THREAD	HOSE		DIMENSIONS		
		F	INCH	DN (mm)	CH	A
4T-4FFORX45	9/16 - 18	1/4	6	17	47	12
4T-6FFORX45	11/16 - 16	1/4	6	22	48	13
6T-6FFORX45	11/16 - 16	3/8	10	22	54	14
6T-8FFORX45	13/16 - 16	3/8	10	24	56	16
8T-8FFORX45	13/16 - 16	1/2	12	24	61	17
10T-10FFORX45	1 - 14	5/8	16	30	71	20
8T-12FFORX45	1"3 - 14	1/2	12	36	66	22
12T-12FFORX45	1"3 - 16-12	3/4	19	36	78	21
16T-16FFORX45	1"7 - 16-12	1	25	41	108	29

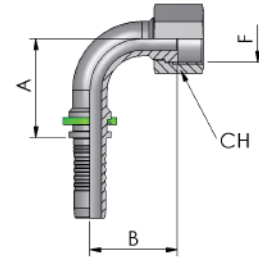


# ORFS FEMALE / FLANGE

## ORFS FEMALE 90° ELBOW

T-FFORX

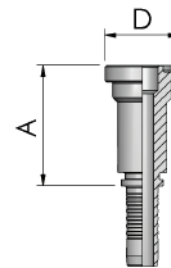
PART NUMBER	THREAD	HOSE		DIMENSIONS		
	F	INCH	DN (mm)	CH	A	B
4T-4FFORX90	9/16 - 18	1/4	6	17	33	24
4T-6FFORX90	11/16 - 16	1/4	6	22	33	26
6T-6FFORX90	11/16 - 16	3/8	10	22	38	29
6T-8FFORX90	13/16 - 16	3/8	10	24	38	32
8T-8FFORX90	13/16 - 16	1/2	12	24	40	36
8T-10FFORX90	1 - 14	1/2	12	30	40	41
10T-10FFORX90	1 - 14	5/8	16	30	46	47
12T-12FFORX90	1"3 - 16 -12	3/4	19	36	52	46
16T-16FFORX90	1"7 - 16 -12	1	25	41	72	63



## SAE FLANGE 3000 PSI

T-FL

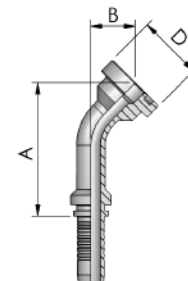
PART NUMBER	FLANGE	HOSE		DIMENSIONS (mm)	
	INCH	INCH	DN (mm)	A	B
8T-8FL	1/2	1/2	12	30.2	48.8
8T-12FL	3/4	1/2	12	38.1	52.8
10T-12FL	3/4	5/8	16	38.1	50.8
12T-12FL	3/4	3/4	19	38.1	54.6
12T-16FL	1	3/4	19	44.5	60.6
16T-16FL	1	1	25	44.5	60.8
16T-20FL	1 1/4	1	25	50.8	65.3



## SAE FLANGE 45° ELBOW 3000 PSI

T-FL45

PART NUMBER	FLANGE	HOSE		DIMENSIONS		
	INCH	INCH	DN (mm)	D1	A	B
8T-8FL45	1/2	1/2	12	30.2	64	21
12T-12FL45	3/4	3/4	19	38.1	80	24
12T-16FL45	1	3/4	19	44.5	82	27
16T-16FL45	1	1	25	44.5	113	34

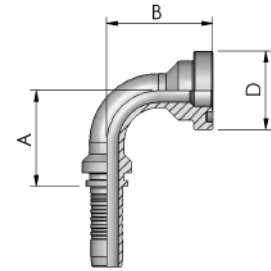


# FLANGE / HOSE JOINER / JET WASH FITTING

## SAE FLANGE 90° ELBOW 3000 PSI

T-FL90

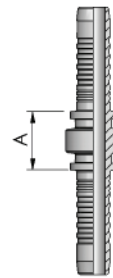
PART NUMBER	FLANGE	HOSE		DIMENSIONS		
	INCH	INCH	DN (mm)	D1	A	B
8T-8FL90	1/2	1/2	12	30.2	39	42
8T-12FL90	3/4	1/2	12	38.1	39	47
12T-12FL90	3/4	3/4	19	38.1	50	50
12T-16FL90	1	3/4	19	44.5	50	53
16T-16FL90	1	1	25	44.5	72	70
16T-20FL90	1 1/4	1	25	50.8	72	67



## HOSE JOINER

T-HLE

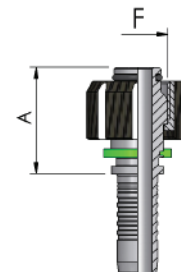
PART NUMBER	HOSE		DIMENSIONS (mm)
	INCH	DN (mm)	A
4T-4HLE	1/4	6	17
6T-6HLE	3/8	10	17
8T-8HLE	1/2	12	18
10T-10HLE	5/8	16	18
12T-12HLE	3/4	19	19
16T-16HLE	1	25	21



## JET WASH FITTING K

T-PWX

PART NUMBER	THREAD	HOSE		DIMENSIONS (mm)
	F	INCH	DN (mm)	A
4T-6PWX	22 x 1.5	1/4	6	38.8
6T-6PWX	22 x 1.5	3/4	19	39.8






# RELATED CATALOGUES


## QUICK CONNECT COUPLINGS



## GATES HYDRAULIC HOSE



## INDUSTRIAL HOSE



[WWW.ABDEX.COM](http://WWW.ABDEX.COM)

### United Kingdom

#### Abdex Hose & Couplings Ltd

Unit 10a Clarke Road, Bletchley  
Milton Keynes, MK1 1LG, England

T: +44 (01) 525 377 770

E: [sales@abdex.co.uk](mailto:sales@abdex.co.uk)

### Melbourne

#### Abdex Industries Pty

27 Metcalf Street, Dandenong South,  
Victoria, 3175 Australia.

T: +61 (03) 9796 3044

E: [sales@abdex.com.au](mailto:sales@abdex.com.au)

### Perth

#### Abdex Industries Pty

42 Bushland Ridge, Bibra Lake,  
Western Australia, 6163, Australia

T: +61 (08) 9418 3044

E: [sales@abdex.com.au](mailto:sales@abdex.com.au)

### Brisbane

#### Abdex Industries Pty Ltd

8/315 Archerfield Road,  
Richlands, QLD, 4077

T: +61 (07) 3185 2788

E: [sales@abdex.com.au](mailto:sales@abdex.com.au)

### Singapore

#### Abdex PTE Ltd

1 Sunview Road, Eco-tech@Sunview  
#07-37 Singapore 627615

T: +65 9753 7478

E: [sales@abdex.sg](mailto:sales@abdex.sg)