

# SAE J1402 AIR BRAKE AUTOMOTIVE



## Product specifications

#								
	inch	inch	bar	psi	bar	psi	mm	kg/m
ABD520	3/8	0.75	10	145	62	900	50.0	0.30
ABD522	1/2	0.88	10	145	62	900	50.0	0.35

## APPLICATIONS

Designed for compressed air brake systems found on heavy-duty trucks and equipment.

## FEATURES

- DOT approved hose
- Achieved one million cycle test in house
- Extremely flexible

## CONSTRUCTION

**Core tube:** Black EPDM.  
**Pressure reinforcement:** Spiral synthetic.  
**Cover:** Black EPDM.

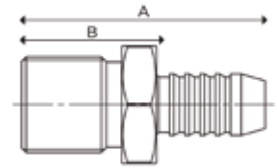
## TEMPERATURE RANGE

-40°C to +93°C.

## FITTINGS

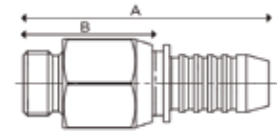
### Male / female metric fixed

#			A	B
	inch		mm	mm
ABD966	1/2	M22 Male / M16 Female	56.0	31.0



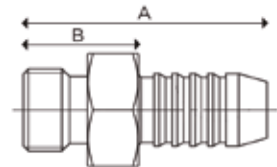
### Male metric swivel

#			A	B
	inch		mm	mm
ABD944A	1/2	M16 x 1.5	61.0	36.0



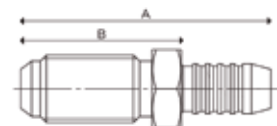
### Male metric fixed

#			A	B
	inch		mm	mm
ABD03	1/2	M16 x 1.5	47.5	12.5



### SAE Bulkhead male

#			A	B
	inch		mm	mm
ABD94	1/2	3/4 JIC	70.3	45.3



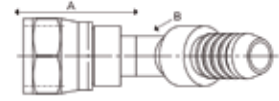
**Please Note:** We reserve the right to make technical changes without notice.






# SAE J1402 AIR BRAKE AUTOMOTIVE

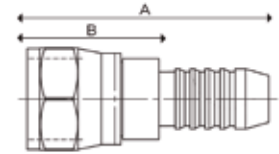
## Female JIC swivel swept 45

#			A	
	inch		mm	mm
ABD997	1/2	3/4 JIC	36.0	25.0



## Female JIC swivel

#			A	B	
	inch		mm	mm	mm
ABD1010	1/2	3/4 JIC	50.0	25.0	24.0



Full range of crimp ferrules, 3/8" and 1/2" available from stock.  
Please contact our sales team for further information.



**Please Note:** We reserve the right to make technical changes without notice.